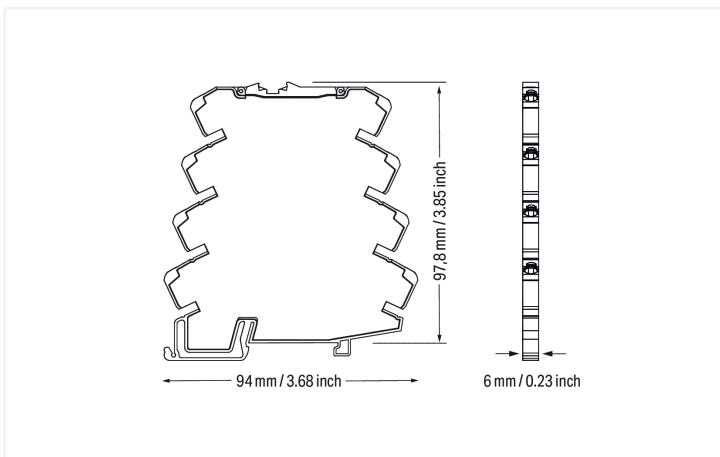
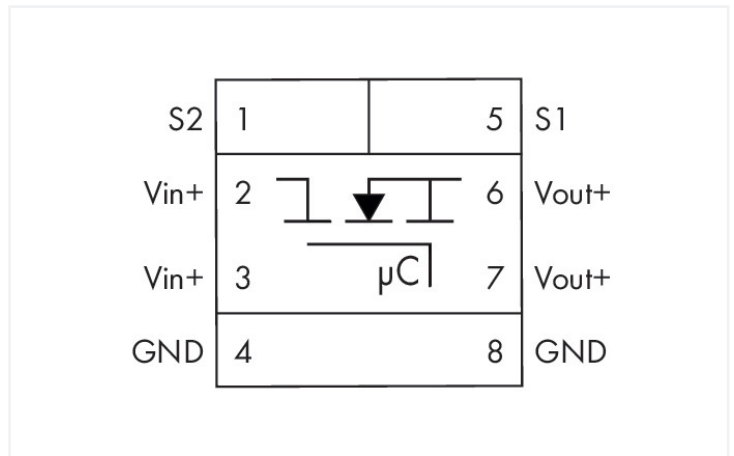
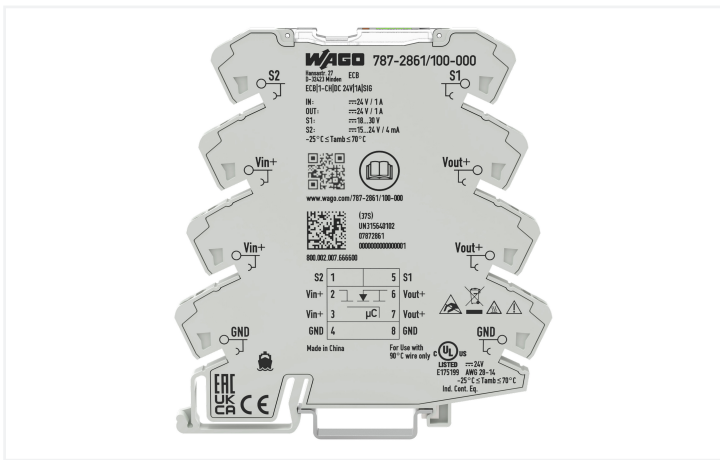


Data Sheet | Item Number: 787-2861/100-000

Electronic circuit breaker; 1-channel; 24 VDC input voltage; 1 A; Signal contact

<https://www.wago.com/787-2861/100-000>



Features:

- Space-saving ECB with one channel
- Reliably and safely trips in the event of an overload and short circuit on the secondary side
- Switch-on capacity > 50,000 μF
- Enables the use of an economical, standard power supply
- Minimizes wiring via two voltage outputs and maximizes commoning options on both input and output sides (e.g., commoning of the output voltage on 857 and 2857 Series devices)
- Status signal – adjustable as single or group message
- Reset, switch on/off via remote input or local switch
- Prevents power supply overload due to total inrush current thanks to time-delayed switching on during interconnected operation

Technical data**Input**

Nominal input voltage $U_{i, \text{nom}}$	24 VDC
Input voltage range	18 ... 30 VDC

Output

Total number of channels (module)	1
Nominal output voltage $U_{o, \text{nom}}$	1 x 24 VDC
Output voltage range	18 ... 30 VDC (U_e – voltage drop)
Voltage drop	≤ 25 mV (1 A)
Nominal output current $I_{o, \text{nom}}$	1 x 1 A (fixed setting)
Trip time	4 ms ... 100 s (load-dependent)
Switch-on capacity	
Switch-on behavior	Time-delayed channel switching (load-dependent, min. 170 ms / max. 500 ms)
Active current limitation	No
Current limitation	No

Signaling and Communication

Signaling	1 x Status LED (green/yellow/red/blue) 1 x Control input 1 x Active signal output (U_i , max. 4 mA)
Operation status indicator	Green LED (channel OK) Red LED (tripped channel)
Remote input	18 ... 30 VDC signal, switches on/off and resets the channel

Efficiency/Power Losses

Power loss P_1	≤ 0.36 W
Efficiency (typ.)	96 %

Circuit Protection

Internal fuse	T 15 A
---------------	--------

Safety and protection

Isolation voltage (connectors – housing)	0.5 kVDC
Protection class	III
Protection type	IP20; per EN 60529
Reverse voltage protection	No
Pollution degree	2
Transient suppression (primary)	Suppressor diode (33 V)
Parallel operation of single channels	Not permitted
Series operation	No
MTBF	1,263,074 h (per MIL-HDBK-217F2)

Connection Data

Number of jumper slots	8	Connection 1	
		Connection technology	Push-in CAGE CLAMP®
		WAGO connector	WAGO 857 Series
		Solid conductor	0.08 ... 2.5 mm ² / 28 ... 14 AWG
		Fine-stranded conductor	0.34 ... 2.5 mm ² / 22 ... 14 AWG
		Strip length	9 ... 10 mm / 0.35 ... 0.39 inches

Physical data

Width	6 mm / 0.236 inches
Height	94 mm / 3.701 inches
Depth from upper-edge of DIN-rail	97.8 mm / 3.85 inches

Mechanical data

Mounting type	DIN-35 rail
---------------	-------------

Material data

Fire load	0 MJ
Weight	34 g

Environmental requirements

Ambient temperature (operation)	-25 ... +70 °C (Device starts at -40 °C (type-tested))
Ambient temperature (storage)	-40 ... +85 °C
Relative humidity	10 ... 95 % (no condensation permissible)
Derating	No derating

Standards and Specifications

Conformity marking	CE
Standards/specifications	EN 61000-6-2 EN 61000-6-3 UL 61010-2-201 DNV

Commercial data

PU (SPU)	1 pcs
Packaging type	Bag
Country of origin	CN
Customs tariff number	85362010900

Product Classification

UNSPSC	39121634
eCl@ss 10.0	27-37-18-02
eCl@ss 9.0	27-37-18-02
ETIM 9.0	EC001440
ETIM 10.0	EC001440
ECCN	NO US CLASSIFICATION

Environmental Product Compliance

CAS-No.	1303-86-2 1317-36-8 7439-92-1
REACH Candidate List Substance	Diboron trioxide Lead Lead monoxide
RoHS Compliance Status	Compliant,With Exemption
RoHS Exemption	6(c) 7(a) 7(c)-I 7(c)-II
SCIP notification number (Austria)	bfb54ebf-5fbc-4210-a802-e46283e94871
SCIP notification number (Belgium)	93a2b24d-92b1-47df-9f7d-f6bc0604bb7a
SCIP notification number (Bulgaria)	507555bf-28e3-44f2-99c9-5d16ec053bb5
SCIP notification number (Czech Republic)	2b786a1d-669f-4ddf-af54-ded5c98a2d67
SCIP notification number (Denmark)	10f3e7ab-a335-4511-8b56-eb03813aa035
SCIP notification number (Finland)	a52053da-d857-456a-9d86-e942b818aac8
SCIP notification number (France)	96a3fe43-1061-4435-8161-ad3ad58d1df5
SCIP notification number (Germany)	c7d2264f-5535-4d67-bbea-7cb17ebe6ca7
SCIP notification number (Hungary)	627ddf20-4166-4317-844e-6238bd87cdac
SCIP notification number (Italy)	867d5722-e2fc-4c02-af18-a9ac0ea22479
SCIP notification number (Netherlands)	8e02400d-0466-4ca8-bda8-d7f920b45e93
SCIP notification number (Poland)	a2096f60-a771-4f90-8f61-a6d714dc9921
SCIP notification number (Romania)	bd817432-367f-412a-942c-c31da7b76bf2
SCIP notification number (Sweden)	24f9731f-fdf6-4266-9c88-0fa60df85429

Approvals / Certificates

General approvals



Approval	Standard	Certificate Name
EAC GZO Almaty Standart	TP TC 020/2011	EAC CoC 03081
UL Underwriters Laboratories Inc. (ORDINARY LOCATIONS)	UL 2367,UL 61010-2-201	E175199 Vol.3 Sec.2 Series 0787 ECB

Declarations of conformity and manufacturer's declarations

Approval	Standard	Certificate Name
EU-Declaration of Conformity WAGO GmbH & Co. KG	-	-
UK-Declaration of Conformity WAGO GmbH & Co. KG	-	-

Approvals for marine applications



Approval	Standard	Certificate Name
DNV DNV Germany GmbH	DNV-CG-0339, Aug. 2021	TAA00001D1

Downloads

Environmental Product Compliance

Compliance Search

Environmental Product Compliance
787-2861/100-000



Documentation

Manual

Product Manual Electronic Circuit Breaker V 1.3.1 16.12.2019 pdf 2933.00 KB

Bid Text

787-2861/100-000 03.07.2019 xml 7.04 KB

787-2861/100-000 02.07.2019 docx 30.04 KB

Instruction Leaflet

Electronic Circuit Breaker V 2.0.0 27.02.2023 pdf 3477.29 KB

CAD/CAE-Data

CAD data

2D/3D Models 787-2861/100-000

CAE data

EPLAN Data Portal 787-2861/100-000

ZUKEN Portal 787-2861/100-000

1 Compatible Products

1.1 Optional Accessories

1.1.1 Jumper

1.1.1.1 Jumper



[Item No.: 859-410/000-006](#)
Jumper; for jumper slot; 10-way; insulated; blue



[Item No.: 859-410](#)
Jumper; for jumper slot; 10-way; insulated; light gray



[Item No.: 859-410/000-005](#)
Jumper; for jumper slot; 10-way; insulated; red



[Item No.: 859-410/000-029](#)
Jumper; for jumper slot; 10-way; insulated; yellow



[Item No.: 859-402/000-006](#)
Jumper; for jumper slot; 2-way; insulated; blue



[Item No.: 859-402](#)
Jumper; for jumper slot; 2-way; insulated; light gray



[Item No.: 859-402/000-005](#)
Jumper; for jumper slot; 2-way; insulated; red



[Item No.: 859-402/000-029](#)
Jumper; for jumper slot; 2-way; insulated; yellow



[Item No.: 859-403/000-006](#)
Jumper; for jumper slot; 3-way; insulated; blue



[Item No.: 859-403](#)
Jumper; for jumper slot; 3-way; insulated; light gray



[Item No.: 859-403/000-005](#)
Jumper; for jumper slot; 3-way; insulated; red



[Item No.: 859-403/000-029](#)
Jumper; for jumper slot; 3-way; insulated; yellow



[Item No.: 859-404/000-006](#)
Jumper; for jumper slot; 4-way; insulated; blue



[Item No.: 859-404](#)
Jumper; for jumper slot; 4-way; insulated; light gray



[Item No.: 859-404/000-005](#)
Jumper; for jumper slot; 4-way; insulated; red



[Item No.: 859-404/000-029](#)
Jumper; for jumper slot; 4-way; insulated; yellow

1.1.1.1 Jumper



Item No.: 859-405/000-006
Jumper; for jumper slot; 5-way; insulated; blue

Item No.: 859-405
Jumper; for jumper slot; 5-way; insulated; light gray

Item No.: 859-405/000-005
Jumper; for jumper slot; 5-way; insulated; red

Item No.: 859-405/000-029
Jumper; for jumper slot; 5-way; insulated; yellow



Item No.: 859-406/000-006
Jumper; for jumper slot; 6-way; insulated; blue

Item No.: 859-406
Jumper; for jumper slot; 6-way; insulated; light gray

Item No.: 859-406/000-005
Jumper; for jumper slot; 6-way; insulated; red

Item No.: 859-406/000-029
Jumper; for jumper slot; 6-way; insulated; yellow



Item No.: 859-407/000-006
Jumper; for jumper slot; 7-way; insulated; blue

Item No.: 859-407
Jumper; for jumper slot; 7-way; insulated; light gray

Item No.: 859-407/000-005
Jumper; for jumper slot; 7-way; insulated; red

Item No.: 859-407/000-029
Jumper; for jumper slot; 7-way; insulated; yellow



Item No.: 859-408/000-006
Jumper; for jumper slot; 8-way; insulated; blue

Item No.: 859-408
Jumper; for jumper slot; 8-way; insulated; light gray

Item No.: 859-408/000-005
Jumper; for jumper slot; 8-way; insulated; red

Item No.: 859-408/000-029
Jumper; for jumper slot; 8-way; insulated; yellow



Item No.: 859-409/000-006
Jumper; for jumper slot; 9-way; insulated; blue

Item No.: 859-409
Jumper; for jumper slot; 9-way; insulated; light gray

Item No.: 859-409/000-005
Jumper; for jumper slot; 9-way; insulated; red

Item No.: 859-409/000-029
Jumper; for jumper slot; 9-way; insulated; yellow

1.1.2 Marking

1.1.2.1 Marker



Item No.: 793-5501
WMB marking card; as card; for terminal block width 5 - 17.5 mm; stretchable 5 - 5.2 mm; plain; snap-on type; white

Item No.: 793-502
WMB marking card; as card; MARKED; 1 ... 10 (10x); not stretchable; Horizontal marking; snap-on type; white

Item No.: 793-566
WMB marking card; as card; MARKED; 1 ... 50 (2x); not stretchable; Horizontal marking; snap-on type; white

Item No.: 793-503
WMB marking card; as card; MARKED; 11 ... 20 (10x); not stretchable; Horizontal marking; snap-on type; white



Item No.: 793-504
WMB marking card; as card; MARKED; 21 ... 30 (10x); not stretchable; Horizontal marking; snap-on type; white

Item No.: 793-505
WMB marking card; as card; MARKED; 31 ... 40 (10x); not stretchable; Horizontal marking; snap-on type; white

Item No.: 793-506
WMB marking card; as card; MARKED; 41 ... 50 (10x); not stretchable; Horizontal marking; snap-on type; white

Item No.: 793-501
WMB marking card; as card; not stretchable; plain; snap-on type; white



Item No.: 2009-115
WMB-Inline; for Smart Printer; 1500 pieces on roll; stretchable 5 - 5.2 mm; plain; snap-on type; white

1.1.2.2 Marking strip



Item No.: 2009-110
Marking strips; for Smart Printer; on reel; not stretchable; plain; snap-on type; white

1.1.3 Tool

1.1.3.1 Operating tool



Item No.: 210-720

Operating tool; Blade: 3.5 x 0.5 mm; with a partially insulated shaft; multicoloured