
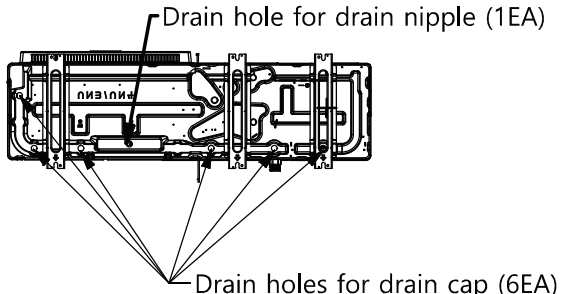
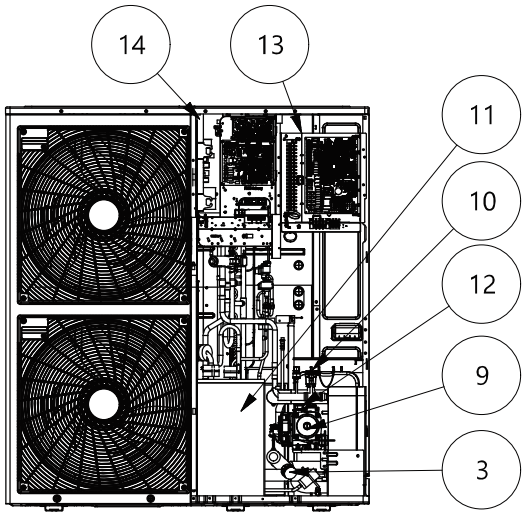
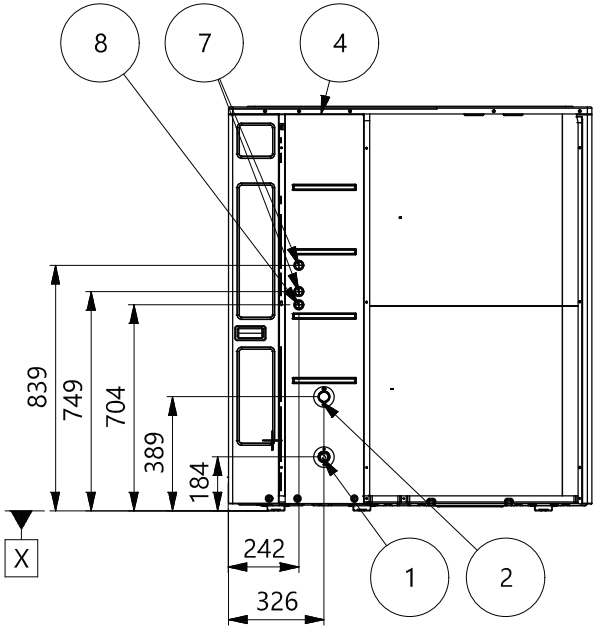
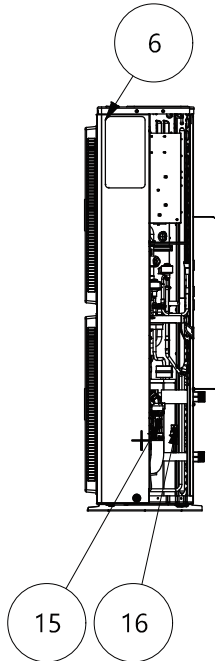
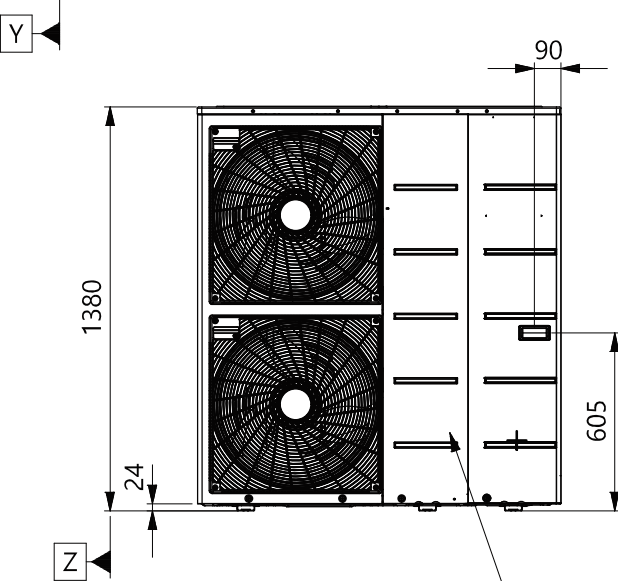
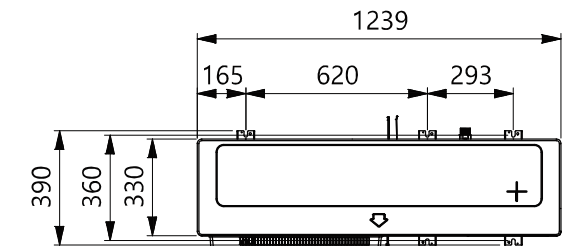


[Unit : mm]  
 Chassis : UN60A  
 P/NO. : TBW35988301\_rev 00



3D VIEW



Note  
 If you need more drains, remove them.

16	Pressure Sensor	SENSATA 2HMP3-05W 02-MPa
15	Flow sensor	SIKA VVX20 5-80 LPM
14	Outdoor Control Box	Outdoor PCB and terminal blocks
13	Indoor Control Box	Indoor PCB and terminal blocks
12	Safety valve	Open at water pressure 3 bar
11	Compressor shield panel	-
10	Plate Heat Exchanger	Heat exchange between refrigerant and water
9	Water Pump	-
8	UNIT Power	Power Cable Hole
7	Low Voltage	Communication Cable Hole
6	Side Panel	-
5	Front Panel	-
4	Top cover	-
3	Strainer	Filtering and stacking particles inside circulating water
2	Leaving water pipe	Male PT 1 inch
1	Entering water pipe	Male PT 1 inch
No.	Part Name	Description