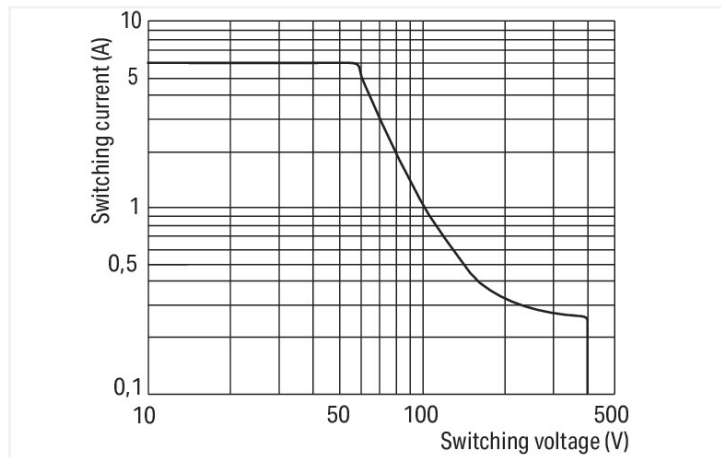


# Data Sheet | Item Number: 288-418

Safety relay module; Nominal input voltage: 230 V AC/DC; 2,50 mm<sup>2</sup>; gray

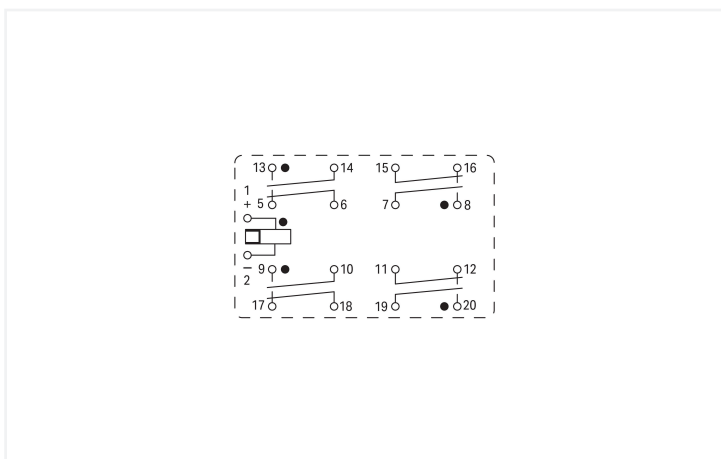
<https://www.wago.com/288-418>



Color: ■ gray

Similar to illustration

DC load limit curve



## Notes

Note	<p>If required, a ventilation hole can be made in the cover, reducing the protection type from IP67 to IP30.</p> <p>If an outer contact (20) should weld, then the forced operated inner contact (12) driven by the actuator remains open. The rotating armature remains free to move. The unaffected contact pairs can operate normally, (i. e. their function to make or break remains unaffected).</p> <p>If an inner contact should weld (12) then the movement of the rotating armature is blocked via the operator. Open contacts of all four contact pairs remain open. This arrangement corresponds to conventional, force-guided operation.</p>
------	--

## Technical data

### Control circuit

Nominal input voltage $U_N$	230 VAC/VDC
Input voltage range	-15 ... +20 %
Nominal input current at $U_N$	14 mA

### Load circuit

Number of break/switch-off contacts	4
Number of make/switch-on contacts	4
Contact material (relay)	AgSnO <sub>2</sub>
Limiting continuous current	6 A
Switching Voltage, Max.	250 VAC
Switching power (resistive) max.	AC 1500 VA
Recommended minimum load	10 V / 10 mA

### Load circuit

Pull-in time (typ.)	18 ms
Drop-out time (typ.)	21 ms
Bounce time (typ.)	4 ms
Electrical life (NO; resistive load; 23 °C)	100 x 10 <sup>3</sup> switching operations
Mechanical life	10 x 10 <sup>6</sup> switching operations
Mechanical force-guided operation	Type B

### Safety and protection

Rated Voltage	250 V
Type of circuits	Secondary circuits
Note on insulation parameters	per EN 61010-1
Overvoltage category	II
Pollution degree	2
Dielectric strength (control/load circuit) (AC, 1 min)	2.5 kVrms
Dielectric strength (open contact) (AC, 1 min)	1.3 kVrms
Dielectric strength (load/load circuit) (AC, 1 min)	2.5 kVrms
Insulation type (control/load circuit)	Basic insulation
Insulation type (open contact)	Functional insulation
Insulation type (load/load circuit)	Basic insulation
Insulation type (adjacent devices)	Reinforced insulation (safe isolation)

### Connection Data

Connection technology	CAGE CLAMP®
Solid conductor	0.08 ... 2.5 mm <sup>2</sup> / 28 ... 12 AWG
Fine-stranded conductor	0.08 ... 2.5 mm <sup>2</sup> / 28 ... 12 AWG
Strip length	5 ... 6 mm / 0.2 ... 0.24 inches

### Physical data

Width	63.5 mm / 2.5 inches
Height	85 mm / 3.346 inches
Depth from upper-edge of DIN-rail	40 mm / 1.575 inches

### Mechanical data

Mounting type	DIN-35 rail
---------------	-------------

### Material data

Note (material data)	<a href="#">Information on material specifications can be found here</a>
Color	gray
Fire load	0.803 MJ
Weight	113.3 g

### Environmental requirements

Ambient temperature (operation at $U_N$ )	-40 ... +70 °C
Ambient temperature (storage)	-40 ... +80 °C
Processing temperature	-25 ... +50 °C
Temperature range of connection cable	$\geq (T_{\text{ambient}} + 20 \text{ K})$
Relative humidity	5 ... 85 %
Operating altitude (max.)	2000 m

### Standards and Specifications

Standards/specifications	EN 60664-1 EN 61810-1 EN 61810-3 ESTI (SEV): 09.1133 UL 508: E120782 TÜV: 968/EZ 116.02/09
--------------------------	---

### Commercial data

Product Group	6 (INTERFACE ELECTRONIC)
PU (SPU)	1 pcs
Packaging type	Box
Country of origin	DE
GTIN	4017332160209
Customs tariff number	85364900990

### Product Classification

UNSPSC	39122331
eCl@ss 10.0	27-37-16-01
eCl@ss 9.0	27-37-16-01
ETIM 9.0	EC001437
ETIM 10.0	EC001437
ECCN	NO US CLASSIFICATION

### Environmental Product Compliance

CAS-No.	7439-92-1 79-94-7
REACH Candidate List Substance	2,2',6,6'-tetrabromo-4,4'-isopropylidenediphenol Lead
RoHS Compliance Status	Compliant, With Exemption
RoHS Exemption	7(a) 7(c)-I
SCIP notification number (Austria)	086f4d14-3dec-4008-b98b-f89741d74a12
SCIP notification number (Belgium)	ad82c66f-d73e-4442-ab0a-d8963f2ffe8c
SCIP notification number (Bulgaria)	dee0b77d-8ca8-4da5-8851-7b7d6be5b225
SCIP notification number (Czech Republic)	3c14ec16-c859-4e2d-afc9-00dc7b62e917
SCIP notification number (Denmark)	e7345c65-2cc4-4d78-a000-4fcbf664da1c
SCIP notification number (Finland)	5640f619-588b-4698-bb01-0d31435b6312
SCIP notification number (France)	3523b209-dba8-4931-97e5-37bd99057ca5
SCIP notification number (Germany)	e91de0bc-ca9e-4110-acd1-af1175d1835a
SCIP notification number (Hungary)	4acc8063-c5f5-4f1e-829f-7fff57e38725
SCIP notification number (Italy)	d19e21f4-5d47-4abe-a6d1-4fa359adf666
SCIP notification number (Netherlands)	384416b4-e288-4070-82ae-5a5c8f645c93
SCIP notification number (Poland)	93baa580-1d83-4ba4-9e41-ec724a68f37c
SCIP notification number (Romania)	070cd645-4e7d-4b94-a5a4-539db2994d12
SCIP notification number (Sweden)	5c97791f-371e-4c8a-9f81-19bec2967d92

Approvals / Certificates

General approvals



Approval	Standard	Certificate Name
EAC GZO Almaty Standart	TP TC 004/2011	EAC CoC 03080

Downloads

Environmental Product Compliance

Compliance Search

Environmental Product Compliance 288-418	<a href="#">↓</a>
--	-------------------

Documentation

Bid Text

288-418	19.02.2019	xml 5.37 KB	<a href="#">↓</a>
288-418	20.02.2019	docx 17.25 KB	<a href="#">↓</a>

Instruction Leaflet

Operation and Assembly Instructions Interface	V 1.0.0 02.04.2025	pdf 1246.19 KB	<a href="#">↓</a>
---	-----------------------	-------------------	-------------------

CAD/CAE-Data

CAD data

2D/3D Models 288-418	<a href="#">↓</a>
----------------------	-------------------

CAE data

EPLAN Data Portal 288-418	<a href="#">↓</a>
WSCAD Universe 288-418	<a href="#">↓</a>
ZUKEN Portal 288-418	<a href="#">↓</a>

1 Compatible Products

1.1 Optional Accessories

1.1.1 Marking

1.1.1.1 Marking strip



**Item No.: 709-196**  
Marking strips; for laser printer; translucent



**Item No.: 709-177**  
Marking strips; on reel; 7.5 mm wide; not stretchable; plain; snap-on type; translucent



**Item No.: 709-178**  
Marking strips; on reel; 7.5 mm wide; not stretchable; plain; snap-on type; white

## 1.1.2 Tool

### 1.1.2.1 Operating tool




**Item No.: 210-720**


Operating tool; Blade: 3.5 x 0.5 mm; with a partially insulated shaft; multicoloured

## Installation Notes

### Conductor termination




Conductor termination – screwdriver actuation parallel to conductor entry




Conductor termination – screwdriver actuation perpendicular to conductor entry

## Installation



Snapping a module onto DIN-rail.



Removing a module from the DIN-rail.