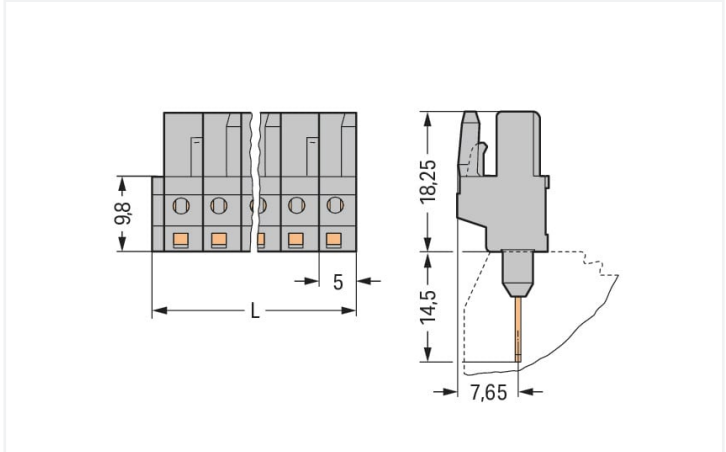


Color: ■ gray

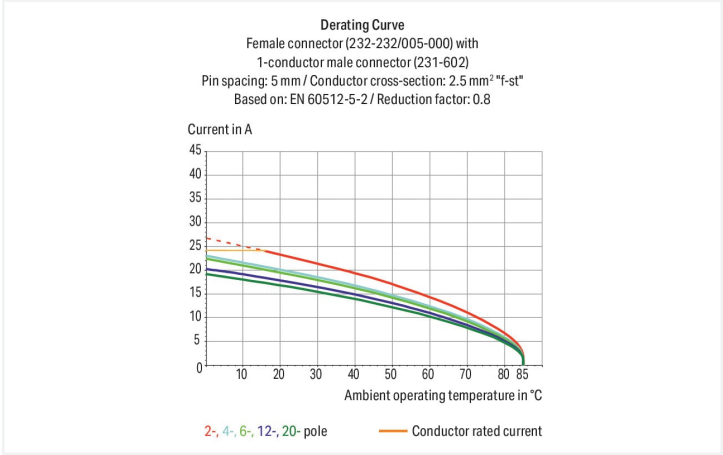
Similar to illustration



Dimensions in mm

L = (pole no. x pin spacing) + 1.5 mm

2- to 3-pole female connectors – one latch only



- Pluggable connectors for rail-mount terminal blocks equipped with CAGE CLAMP® connection
- Female connectors with long contact pins connect to the termination ports of 280 Series Rail-Mount Terminal Blocks
- Female connectors are touch-proof when unmated, providing a pluggable, live output
- With coding fingers

Notes	
Safety information	The MCS – MULTI CONNECTION SYSTEM includes connectors without breaking capacity in accordance with DIN EN 61984. When used as intended, these connectors must not be connected/disconnected when live or under load. When used as intended, these connectors must not be connected/disconnected when live or under load. The circuit design should ensure header pins, which can be touched, are not live when unmated.
Variants:	Other pole numbers Other versions (or variants) can be requested from WAGO Sales or configured at <a href="https://configurator.wago.com/">https://configurator.wago.com/</a> .



Electrical data				
Ratings per		IEC/EN 60664-1		
Overvoltage category	III	III	II	
Pollution degree	3	2	2	
Nominal voltage	320 V	320 V	630 V	
Rated surge voltage	4 kV	4 kV	4 kV	
Rated current	12 A	12 A	12 A	
Approvals per		UL 1059		
Use group		B	C	D
Rated voltage		300 V	-	300 V
Rated current		15 A	-	10 A
Approvals per		UL 1977		
Rated voltage		600 V		
Rated current		15 A		
Approvals per		CSA		
Use group		B	C	D
Rated voltage		300 V	-	300 V
Rated current		15 A	-	10 A
Connection data				
Connection points	2	Connection 1		
Total number of potentials	2	Pole number	2	
Number of connection types	1			
Number of levels	1			
Physical data				
Pin spacing			5 mm / 0.197 inches	
Width			11.5 mm / 0.453 inches	
Height			32.75 mm / 1.289 inches	
Height from the surface			18.25 mm / 0.719 inches	
Depth			11.6 mm / 0.457 inches	
Mechanical data				
Variable coding			Yes	
Anti-rotation protection			Yes	
Plug-in connection				
Contact type (pluggable connector)			Female connector/socket	
Connector (connection type)			for front-entry rail-mount terminal block	
Mismating protection			No	
Mating direction to the rail-mount terminal block			90 °	
Material data				
Note (material data)			<a href="https://www.wago.com/us/material-specifications">Information on material specifications can be found here</a>	
Color			gray	
Material group			I	
Insulation material			Polyamide (PA66)	
Flammability class per UL94			V0	
Contact material			Copper alloy	
Contact plating			Tin	
Fire load			0.081 MJ	
Weight			2.2 g	








Environmental requirements	
Limit temperature range	-60 ... +85 °C
Processing temperature	-35 ... +60 °C


Commercial data	
Product Group	3 (Multi Conn. System)
eCl@ss 10.0	27-14-11-06
eCl@ss 9.0	27-14-11-06
ETIM 8.0	EC001284
ETIM 7.0	EC001284
PU (SPU)	100 pcs
Packaging type	Box
Country of origin	DE
GTIN	4044918569538
Customs tariff number	85366990990

Environmental Product Compliance	
RoHS Compliance Status	Compliant, No Exemption

Approvals / Certificates

General approvals			Approvals for marine applications		
   					
Approval	Standard	Certificate Name	Approval	Standard	Certificate Name
CB DEKRA Certification B.V.	IEC 61984	NL-39756/A1	BV Bureau Veritas S.A.	IEC 60998	11915/D0 BV
CSA DEKRA Certification B.V.	C22.2	1466354			
KEMA/KEUR DEKRA Certification B.V.	EN 61984	71-121453			
UL Underwriters Laboratories Inc.	UL 1977	E45171			
UL Underwriters Laboratories Inc.	UL 1059	E45172			

Downloads

Environmental Product Compliance	
Compliance Search	
Environmental Product Compliance 232-132/005-000	

Documentation

Additional Information			
Technical Section	03.04.2019	pdf 2010.85 KB	<a href="#">↓</a>

CAD/CAE-Data

CAD data
2D/3D Models 232-132/005-000
<a href="#">↓</a>

CAE data
EPLAN Data Portal 232-132/005-000
<a href="#">↓</a>
ZUKEN Portal 232-132/005-000
<a href="#">↓</a>

1 Compatible Products

1.1 System counterpart

1.1.1 Male connector/plug



**Item No.: 231-602**  
1-conductor male connector; CAGE CLAMP®; 2.5 mm²; Pin spacing 5 mm; 2-pole; 2,50 mm²; gray

1.2 Optional Accessories

1.2.1 Test and measurement

1.2.1.1 Testing accessories



**Item No.: 231-661**  
Test plugs for female connectors; for 5 mm and 5.08 mm pin spacing; 2,50 mm²; light gray