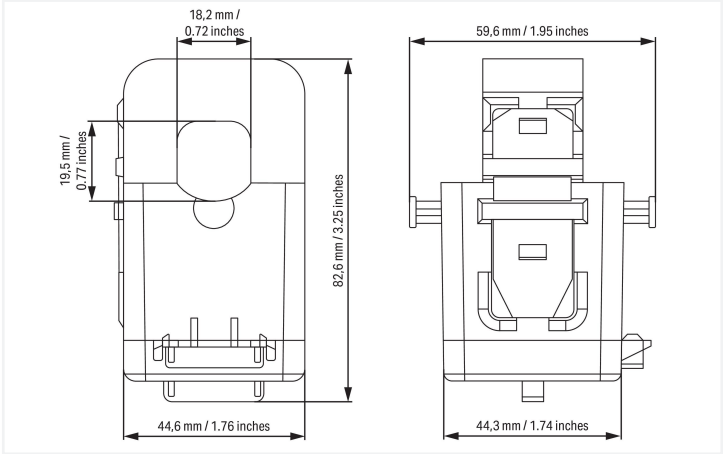




Similar to illustration



Short description:
WAGO's compact split-core current transformers are ideal for retrofitting existing systems. They are perfect for applications in which the current path must not be disrupted. The transformer's accuracy permits exact current measurements. The split-core current transformers can supply the specified rated power at the secondary connection. Two UV-resistant cable ties are also included for secure and easy mounting. Lever-operated CAGE CLAMP® connectors provide a secondary connection on the bottom. For safe installation, a shorting link is supplied, which can be placed in the parking position directly on the current transformer when not in use.

- Features:**
- Transmission ratios of 200 A on primary side and 333 mV on secondary side
 - No primary cable interruption
 - Ideal for use in very confined spaces
 - Rapid mounting
 - For use around insulated cables (up to 18 mm Ø)
 - Compact and hinged
 - Connectors with levers for all conductor types up to max. 4 mm²
 - Including shorting link

Technical data			
Input		Input – current transformer	
Measured variable	Current	Rated continuous thermal current I_{cth}	100 %
		Rated short-time thermal current I_{th}	$60 \times I_N / 1 \text{ s}$
		Rated surge current I_{dyn}	$2.5 \times I_{th}$
		Rated frequency	50 ... 60 Hz
		Primary rated current	60 A



Output – current transformer	
Output signal (voltage)	333 mV

Measurement error	
Accuracy class	1

Safety and protection	
Protection type	IP20
Test voltage	3 kVAC; 50 Hz; 1 min
Highest voltage for equipment U _m	720 V _{rms} AC

Connection data	
Feedthrough for Measurement Conductor	Ø 18 mm
Connection 2	
Connection type	Secondary
Connection technology	CAGE CLAMP®
WAGO connector 2	WAGO 221-2411
Actuation type	Lever
Strip length	11 mm / 0.43 inches
Solid conductor	0.2 ... 4 mm² / 20 ... 14 AWG
Fine-stranded conductor	0.2 ... 4 mm² / 18 ... 14 AWG

Physical data	
Width	59.6 mm / 1.95 inches
Height	82.6 mm / 3.25 inches
Depth	44.6 mm / 1.76 inches

Mechanical data	
Mounting type	Split-core current transformer (suspended)

Material data	
Fire load	0 MJ
Weight	285 g

Environmental requirements	
Ambient temperature (operation)	-10 ... +55 °C
Ambient temperature (storage)	-20 ... +70 °C
Relative humidity	5 ... 85 % (without condensation)
Operating altitude (max.)	2000 m

Standards and specifications	
Conformity marking	CE
Standards/specifications	EN 61869-1 EN 61869-2





Commercial data	
ETIM 9.0	EC002048
ETIM 8.0	EC002048
PU (SPU)	1 pcs
Packaging type	Box
Country of origin	CZ
Customs tariff number	85043129900

Environmental Product Compliance	
RoHS Compliance Status	Compliant,No Exemption

Approvals / Certificates	
Declarations of conformity and manufacturer's declarations	

Approval	Standard	Certificate Name
EU-Declaration of Confor- mity WAGO GmbH & Co. KG	-	-

Downloads	
Environmental Product Compliance	
Compliance Search	
Environmental Product Compliance 855-4209/200-001	

Documentation				
Additional Information			Instruction Leaflet	
WAGO Interface Configuration Software SMALL	1.6.3.7 17.09.2019	exe 46878.36 KB		
			Kabelumbau-Stromwandler	V 1.0.0 11.07.2024
				pdf 1020.10 KB
				

1 Compatible Products	
1.1 Optional Accessories	
1.1.1 Installation	
1.1.1.1 Current transformer terminal block	



Item No.: 2007-8876
Compact terminal block; for 3-phase cur-
rent transformer circuit; 6,00 mm²; multi-
coloured



Item No.: 2007-8873
Compact terminal block; for current and
voltage transformers; 6,00 mm²; multico-
loured



Item No.: 2007-8874
Compact terminal block; for current and
voltage transformers; 6,00 mm²; multico-
loured



Item No.: 2007-8875
Compact terminal block; for current trans-
former circuit; 6,00 mm²; multicoloured



Item No.: 2007-8877
Compact terminal block; for current trans-
former circuit; 6,00 mm²; multicoloured

1.1.2 Signal conditioner

1.1.2.1 Current signal conditioner



Item No.: 857-551
Current signal conditioner; Current input signal; Current and voltage output signal; Digital output; Configuration via software; Supply voltage: 24 VDC; 6 mm module width



Item No.: 857-550
Current signal conditioner; Current input signal; Current and voltage output signal; Digital output; Configuration via software; Supply voltage: 24 VDC; 6 mm module width; 2,50 mm²

1.1.2.2 Power measurement module



Item No.: 2857-570/024-001
3-Phase Power Measurement Module; 3x277/480 V/1 A; Modbus RTU; Digital output; Configuration via software; Supply voltage: 24 VDC

Installation Notes

Installation



Simple termination!



Quick and easy mounting!

