

ToLEDo Retro Candle

ToLEDo RT Candle V5 CL 806LM 827 E27 SL

0029480



Product features

- Perfect for decorative and general lighting applications and creates a warm ambience similar to traditional lamps
- The versatile ToLEDo Retro Candle range is the ideal replacement for halogen and incandescent lamps and perfect for chandeliers and decorative applications
- Same look, size and functionality as incandescent lamps
- Omni-directional light distribution
- Gives same sparkling light effect as the incandescent lamp
- Dimensionally identical to incandescent lamps - fits all fixtures
- Environment-friendly - no mercury and lower CO2 emissions



PRODUCT OVERVIEW

Product name	ToLEDo RT Candle V5 CL 806LM 827 E27 SL
Technology	LED
Watt (Rated) (W)	6
Type	LED exchangeable
Cap/Base	E27
Fixture rating	Open
General application	Hospitality, Residential & Consumer
ETIM Class	EC001959
E-number FI	4740931
Warranty	3 years
Luminous flux (lm)	806
Colour temperature (K)	2700
Light colour	Homelight
CRI (Ra)	80
Colour Variation Initial (SDCM)	SDCM6
Photobiological Risk Group	RG1
Wattage (W)	6
Dimmable	No
Average life (Nominal) (h)	15000
Product EAN number	5410288294803

ToLEDo Retro Candle

ToLEDo RT Candle V5 CL 806LM 827 E27 SL
0029480

DATA TABLE

General data

Product name	ToLEDo RT Candle V5 CL 806LM 827 E27 SL
Technology	LED
Watt (Rated) (W)	6
Type	LED exchangeable
Cap/Base	E27
Fixture rating	Open
General application	Hospitality, Residential & Consumer
Operating temperature range (°C)	-20°C...+40°C
Performance ambient temperature Tq (°C)	25
ETIM Class	EC001959
E-number FI	4740931
Warranty	3 years

Optical data

Luminous flux (lm)	806
Luminous flux (Rated) (lm)	806
Colour temperature (K)	2700
Light colour	Homelight
CRI (Ra)	80
Colour Variation Initial (SDCM)	SDCM6
Photobiological Risk Group	RG1
Lumen maintenance at end of nominal life (%)	70

Electrical data

Wattage (W)	6
Equivalent watt (W)	60
Primary Supply/Product voltage - min (V)	220
Primary Supply/Product voltage - max (V)	240
Control gear required	No
No. Of switching cycles before premature failures	>50000
Dimmable	No
Inrush Current (A)	0.19
Inrush Duration (µs)	73
Lamp Energy Label (class)	E
Nominal Frequency (Hz)	50/60Hz
Max. products per 16A C Breaker	842
Max. products per 16A B Breaker	421

Lifetime data

Lifespan L70 B50	15000
Average life (Nominal) (h)	15000
Average life (Rated) (h)	15000

ToLEDo Retro Candle

ToLEDo RT Candle V5 CL 806LM 827 E27 SL
0029480

Physical data

Nominal Product Length (mm)	93
Nominal Product Diameter (mm)	35
Weight (kg)	0.021

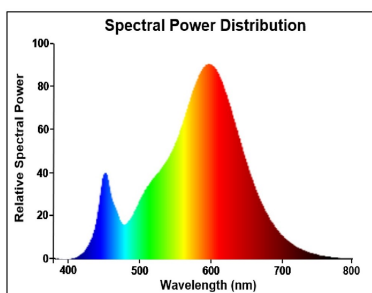
Packaging

Single packaging type	Carton
Product EAN number	5410288294803
Packaging single length / height (cm)	11.0
Packaging single width (cm)	4.5
Packaging single depth (cm)	4.5
DUN14 (outer)	15410288294800
Units per outer package	6
Packaging outer length / height (cm)	14.3
Packaging outer width (cm)	9.7
Packaging outer depth (cm)	12.0

Safety data

Optimal operating condition (°C)	-20-40
Breakage cleaning instructions	Not applicable
Special purpose lamp	No
Dry applications use only	Yes
Suitable for household illumination	Yes
Safety message	Not Suitable for totally enclosed fixtures

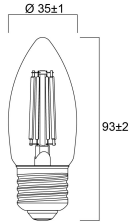
PHOTOMETRY



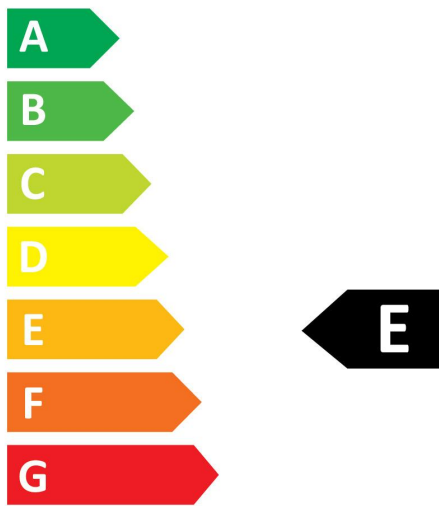
TECHNICAL DRAWINGS

ToLEDo Retro Candle

ToLEDo RT Candle V5 CL 806LM 827 E27 SL
0029480



0029480



6
kWh/1000h



2019/2015

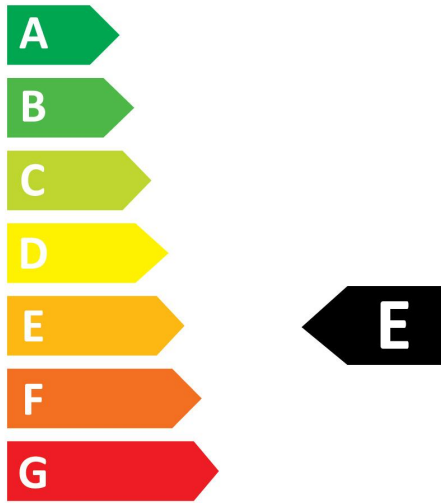
SYLVANIA

ToLEDo Retro Candle

ToLEDo RT Candle V5 CL 806LM 827 E27 SL
0029480



0029480



6
kWh/1000h



2019/2015