














90 20 66 024 10



|   |                               |                    |
|---|-------------------------------|--------------------|
|    | Brushed Chrome                | 90 20 66 024 10-93 |
|    | Chrome                        | 90 20 66 024 10-00 |
|    | Brushed Platinum              | 90 20 66 024 10-06 |
|    | Dark Chrome                   | 90 20 66 024 10-19 |
|    | Light Gold (PVD)              | 90 20 66 024 10-26 |
|    | Brushed Light Gold (PVD)      | 90 20 66 024 10-27 |
|    | Matte Black                   | 90 20 66 024 10-33 |
|    | Brushed Gold (PVD)            | 90 20 66 024 10-37 |
|    | Brushed Dark Brass (PVD)      | 90 20 66 024 10-39 |
|   | Brushed Bronze (PVD)          | 90 20 66 024 10-42 |
|  | Brushed Champagne (22kt Gold) | 90 20 66 024 10-46 |
|  | Champagne (22kt Gold)         | 90 20 66 024 10-47 |
|  | Brushed Dark Platinum         | 90 20 66 024 10-99 |



## Lever - Brushed Chrome

SPARE PARTS

---

90 20 66 024 10



## Lever - Brushed Chrome

SPARE PARTS

---

90 20 66 024 10