

## ToLEDo Retro Candle

ToLEDo RT Candle V5 CL 470LM 827 E27 SL

0029374



### Product features

- Perfect for decorative and general lighting applications and creates a warm ambience similar to traditional lamps
- The versatile ToLEDo Retro Candle range is the ideal replacement for halogen and incandescent lamps and perfect for chandeliers and decorative applications
- Same look, size and functionality as incandescent lamps
- Omni-directional light distribution
- Gives same sparkling light effect as the incandescent lamp
- Dimensionally identical to incandescent lamps - fits all fixtures
- Environment-friendly - no mercury and lower CO2 emissions



### PRODUCT OVERVIEW

Product name	ToLEDo RT Candle V5 CL 470LM 827 E27 SL
Technology	LED
Watt (Rated) (W)	4.5
Type	LED exchangeable
Cap/Base	E27
Fixture rating	Open
General application	Hospitality, Residential & Consumer
ETIM Class	EC001959
E-number FI	4740929
Warranty	3 years
Luminous flux (lm)	470
Colour temperature (K)	2700
Light colour	Homelight
CRI (Ra)	80
Colour Variation Initial (SDCM)	SDCM6
Photobiological Risk Group	RG1
Wattage (W)	4.5
Dimmable	No
Average life (Nominal) (h)	15000
Product EAN number	5410288293745

## ToLEDo Retro Candle

ToLEDo RT Candle V5 CL 470LM 827 E27 SL  
0029374

### DATA TABLE

#### General data

Product name	ToLEDo RT Candle V5 CL 470LM 827 E27 SL
Technology	LED
Watt (Rated) (W)	4.5
Type	LED exchangeable
Cap/Base	E27
Fixture rating	Open
General application	Hospitality, Residential & Consumer
Operating temperature range (°C)	-20°C...+40°C
Performance ambient temperature Tq (°C)	25
ETIM Class	EC001959
E-number FI	4740929
Warranty	3 years

#### Optical data

Luminous flux (lm)	470
Luminous flux (Rated) (lm)	470
Colour temperature (K)	2700
Light colour	Homelight
CRI (Ra)	80
Colour Variation Initial (SDCM)	SDCM6
Photobiological Risk Group	RG1
Lumen maintenance at end of nominal life (%)	70

#### Electrical data

Wattage (W)	4.5
Equivalent watt (W)	40
Primary Supply/Product voltage - min (V)	220
Primary Supply/Product voltage - max (V)	240
Control gear required	No
No. Of switching cycles before premature failures	>50000
Dimmable	No
Inrush Current (A)	6.3
Inrush Duration (µs)	240
Lamp Energy Label (class)	F
Nominal Frequency (Hz)	50/60Hz
Max. products per 16A C Breaker	25
Max. products per 16A B Breaker	13

#### Lifetime data

Lifespan L70 B50	15000
Average life (Nominal) (h)	15000
Average life (Rated) (h)	15000

## ToLEDo Retro Candle

ToLEDo RT Candle V5 CL 470LM 827 E27 SL  
0029374

### Physical data

Nominal Product Length (mm)	93
Nominal Product Diameter (mm)	35
Weight (kg)	0.021

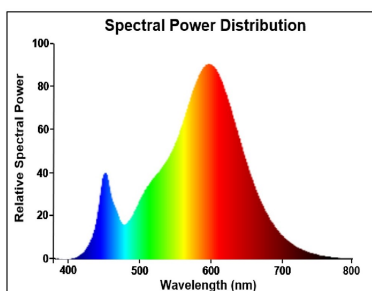
### Packaging

Single packaging type	Carton
Product EAN number	5410288293745
Packaging single length / height (cm)	11.0
Packaging single width (cm)	4.5
Packaging single depth (cm)	4.5
DUN14 (outer)	15410288293742
Units per outer package	6
Packaging outer length / height (cm)	14.3
Packaging outer width (cm)	9.7
Packaging outer depth (cm)	12.0

### Safety data

Optimal operating condition (°C)	-20-40
Breakage cleaning instructions	Not applicable
Special purpose lamp	No
Dry applications use only	Yes
Suitable for household illumination	Yes
Safety message	Not Suitable for totally enclosed fixtures

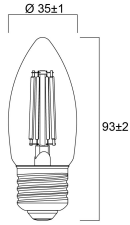
## PHOTOMETRY



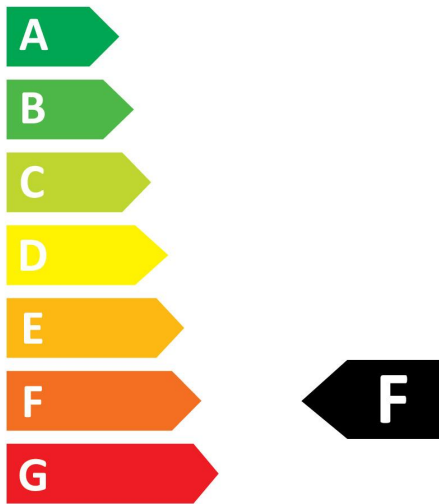
## TECHNICAL DRAWINGS

## ToLEDo Retro Candle

ToLEDo RT Candle V5 CL 470LM 827 E27 SL  
0029374



0029374



**5**  
kWh/1000h



2019/2015

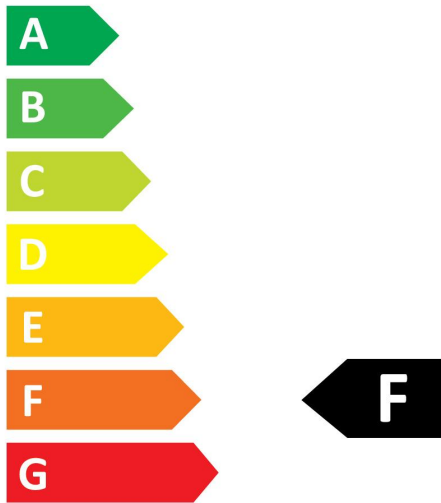
# SYLVANIA

## ToLEDo Retro Candle

ToLEDo RT Candle V5 CL 470LM 827 E27 SL  
0029374



0029374



**5**  
kWh/1000h



2019/2015