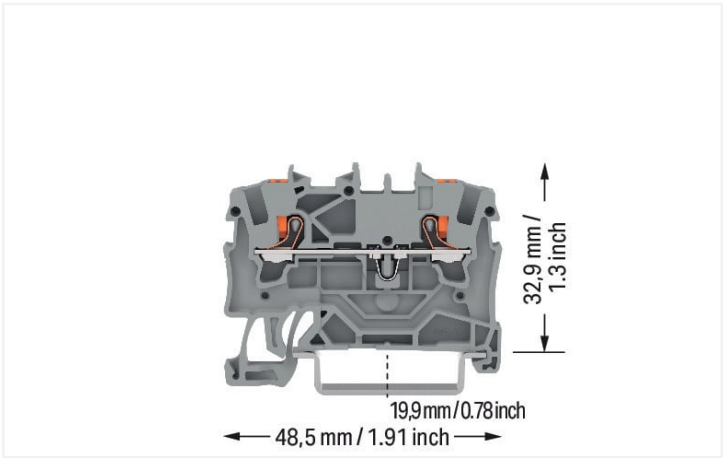


Data Sheet | Item Number: 2201-1209

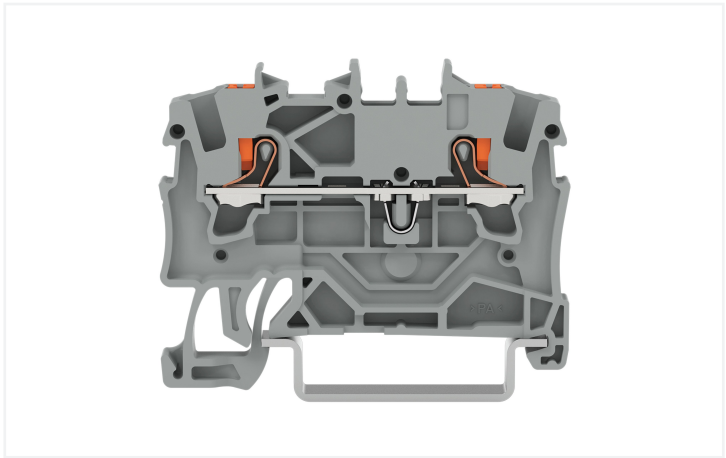
2-conductor through terminal block; with push-button; 1.5 mm²; with test port; suitable for Ex e II applications; side and center marking; for DIN-rail 35 x 15 and 35 x 7.5; Push-in CAGE CLAMP®; 1,50 mm²; light gray

<https://www.wago.com/2201-1209>




Color: ■ light gray

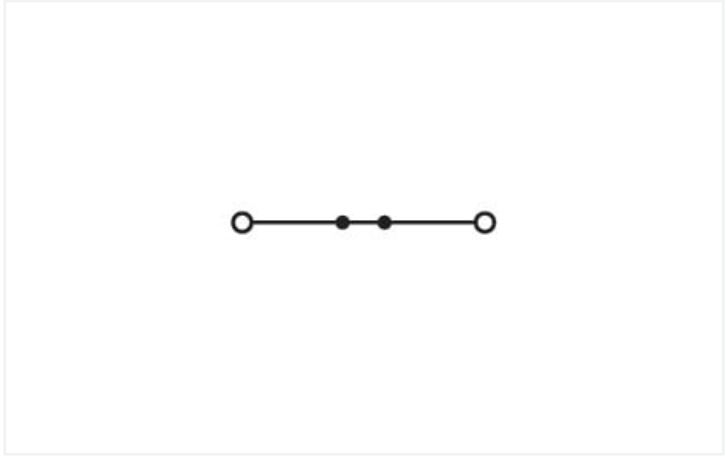
Similar to illustration



Similar to illustration



Similar to illustration



Similar to illustration

Electrical data

Ratings per IEC/EN	
Ratings per	IEC/EN 60947-7-1
Nominal voltage (III/3)	800 V
Rated impulse voltage (III/3)	8 kV
Rated current	17.5 A
Legend (ratings)	(III / 3) Δ Overvoltage category III / Pollution degree 3

Ratings per UL	
Approvals per	UL 1059
Rated voltage UL (Use Group B)	600 V
Rated current UL (Use Group B)	15 A
Rated voltage UL (Use Group C)	600 V
Rated current UL (Use Group C)	15 A

Ratings per CSA	
Approvals per	CSA 22.2 No 158
Rated voltage CSA (Use Group B)	600 V
Rated current CSA (Use Group B)	15 A
Rated voltage CSA (Use Group C)	600 V
Rated current CSA (Use Group C)	15 A

Ex information	
Reference hazardous areas	See "Downloads – Documentation – Additional Information: Technical Section; Technical Explications"
Ratings per	ATEX: PTB 18 ATEX 1004 U / IECEx: PTB 18.0011U (Ex eb IIC Gb)
Rated voltage EN (Ex e II)	550 V
Rated current (Ex e II)	17.5 A

### Power Loss

Power loss, per pole (potential)	0.7711 W
Rated current $I_N$ for specified power loss	18 A
Resistance value for specified, current-dependent power loss	0.00238 $\Omega$

### Connection data

Connection points	2	<b>Connection 1</b>	
Total number of potentials	1	Connection technology	Push-in CAGE CLAMP®
Number of levels	1	Actuation type	Push-button
Number of jumper slots	2	Connectable conductor materials	Copper
		Nominal cross-section	1.5 mm²
		Solid conductor	0.25 ... 2.5 mm² / 22 ... 14 AWG
		Solid conductor; push-in termination	0.75 ... 2.5 mm² / 18 ... 14 AWG
		Fine-stranded conductor	0.25 ... 2.5 mm² / 22 ... 14 AWG
		Fine-stranded conductor; with insulated ferrule	0.25 ... 1.5 mm² / 22 ... 16 AWG
		Fine-stranded conductor; with ferrule; push-in termination	0.75 ... 1.5 mm² / 18 ... 16 AWG
		Note (conductor cross-section)	Depending on the conductor characteristic, a conductor with a smaller cross-section can also be inserted via push-in termination.
		Strip length	9 ... 11 mm / 0.35 ... 0.43 inches
		Wiring direction	Front-entry wiring

### Physical data

Width	4.2 mm / 0.165 inches
Height	48.5 mm / 1.909 inches
Depth from upper-edge of DIN-rail	32.9 mm / 1.295 inches

### Mechanical data

Mounting type	DIN-35 rail
Marking level	Center/side marking

### Material data

Note (material data)	<a href="https://www.wago.com/us/material-specifications">Information on material specifications can be found here</a>
Color	light gray
Material group	I
Insulation material	Polyamide (PA66)
Flammability class per UL94	V0
Fire load	0.105 MJ
Actuator color	orange
Weight	4.1 g



Environmental requirements	
Processing temperature	-35 ... +85 °C
Continuous operating temperature	-60 ... +105 °C

Commercial data	
PU (SPU)	100 pcs
Country of origin	DE
GTIN	4066966411102
Customs tariff number	85369010000

Environmental Product Compliance	
RoHS Compliance Status	Compliant, No Exemption

Approvals / Certificates		
General approvals		Declarations of conformity and manufacturer's declarations
Approval	Standard	Certificate Name
CCA DEKRA Certification B.V.	EN 60947	NTR NL 7825
cURus Underwriters Laboratories Inc.	UL 1059	E45172
KEMA/KEUR DEKRA Certification B.V.	EN 60947	71-113099
		Approval
		ATEX-Attestation of Conformity WAGO GmbH & Co. KG
		EU-Declaration of Conformity WAGO GmbH & Co. KG
		UK-Declaration of Conformity WAGO GmbH & Co. KG

Approvals for marine applications		
Approval	Standard	Certificate Name
ABS American Bureau of Shipping	-	19-HG1866350-PDA
BV Bureau Veritas S.A.	IEC 60947	58186/A0 BV
DNV GL Det Norske Veritas, Germanischer Lloyd	-	TAE00003JT
LR Lloyds Register	-	19/20050

Approvals for hazardous areas		
Approval	Standard	Certificate Name
AEx UL International Germany GmbH c/o Physikalisch Technische Bundesanstalt	UL 60079	E185892 (AEx eb IIC resp. Ex eb IIC)
ATEX Physikalisch Technische Bundesanstalt	IEC 60079-0	PTB 18 ATEX 1004 U (II 2 G Ex eb IIC Gb bzw. I M 2 Ex eb I Mb)
IECEx Physikalisch Technische Bundesanstalt	IEC 60079-0	IECEx PTB 18.0011U (Ex eb IIC Gb and Ex eb I Mb)
INMETRO TÜV Rheinland do Brasil Ltda.	IEC 60079	TÜV 19.0083 U



Downloads		
Documentation		
Additional Information		
Technical Section	pdf 2240.62 KB	

1 Compatible Products

1.1 Required Accessories

1.1.1 End plate

1.1.1.1 End plate

<b>Item No.: 2002-1291</b> End and intermediate plate; 0.8 mm thick; gray	<b>Item No.: 2002-1292</b> End and intermediate plate; 0.8 mm thick; orange	<b>Item No.: 209-191</b> Separator for Ex e/Ex i applications; 3 mm thick; 120 mm wide; orange	<b>Item No.: 209-190</b> Separator for Ex e/Ex i applications; 3 mm thick; 90 mm wide; orange
<b>Item No.: 2002-1293</b> Seperator plate; 2 mm thick; oversized; gray	<b>Item No.: 2002-1294</b> Seperator plate; 2 mm thick; oversized; orange		

1.2 Optional Accessories

1.2.1 DIN-rail

1.2.1.1 Mounting accessories

<b>Item No.: 210-196</b> Aluminum carrier rail; 35 x 8.2 mm; 1.6 mm thick; 2 m long; unslotted; similar to EN 60715; silver-colored	<b>Item No.: 210-198</b> Copper carrier rail; 35 x 15 mm; 2.3 mm thick; 2 m long; unslotted; according to EN 60715; copper-colored	<b>Item No.: 210-197</b> Steel carrier rail; 35 x 15 mm; 1.5 mm thick; 2 m long; slotted; similar to EN 60715; silver-colored	<b>Item No.: 210-114</b> Steel carrier rail; 35 x 15 mm; 1.5 mm thick; 2 m long; unslotted; similar to EN 60715; silver-colored
<b>Item No.: 210-118</b> Steel carrier rail; 35 x 15 mm; 2.3 mm thick; 2 m long; unslotted; according to EN 60715; silver-colored	<b>Item No.: 210-115</b> Steel carrier rail; 35 x 7.5 mm; 1 mm thick; 2 m long; slotted; according to EN 60715; "Hole width 18 mm; silver-colored	<b>Item No.: 210-112</b> Steel carrier rail; 35 x 7.5 mm; 1 mm thick; 2 m long; slotted; according to EN 60715; "Hole width 25 mm; silver-colored	<b>Item No.: 210-113</b> Steel carrier rail; 35 x 7.5 mm; 1 mm thick; 2 m long; unslotted; according to EN 60715; silver-colored

1.2.2 Ferrule

1.2.2.1 Ferrule

<b>Item No.: 216-241</b> Ferrule; Sleeve for 0.5 mm² / 20 AWG; insulated; electro-tin plated; electrolytic copper; gastight crimped; acc. to DIN 46228, Part 4/09.90; white	<b>Item No.: 216-242</b> Ferrule; Sleeve for 0.75 mm² / 18 AWG; insulated; electro-tin plated; electrolytic copper; gastight crimped; acc. to DIN 46228, Part 4/09.90; gray	<b>Item No.: 216-243</b> Ferrule; Sleeve for 1 mm² / AWG 18; insulated; electro-tin plated; electrolytic copper; gastight crimped; acc. to DIN 46228, Part 4/09.90; red	<b>Item No.: 216-244</b> Ferrule; Sleeve for 1.5 mm² / AWG 16; insulated; electro-tin plated; electrolytic copper; gastight crimped; acc. to DIN 46228, Part 4/09.90; black



1.2.3 Installation

1.2.3.1 Cover



**Item No.: 709-156**  
Cover; Type 3; suitable for cover carrier, type 3; 1 m long; transparent

1.2.3.2 Cover carrier



**Item No.: 709-169**  
Cover carrier; Type 3; incl. fixing/retaining screws and knurled nut; suitable for 279 to 282 and 880 Series rail-mounted terminal blocks; suitable for 264 Series miniature rail-mounted terminal blocks; suitable for 270 Series sensor and actuator terminal blocks; gray

1.2.4 Insulation stop

1.2.4.1 Insulation stop



**Item No.: 2001-171**  
Insulation stop; 0.25 - 0.5 mm²; 5 pieces/strip; light gray

1.2.5 Jumper

1.2.5.1 Jumper



**Item No.: 2001-406/020-000**  
Delta jumper; insulated; light gray



**Item No.: 2001-410**  
Jumper; 10-way; insulated; light gray



**Item No.: 2001-402**  
Jumper; 2-way; insulated; light gray



**Item No.: 2001-403**  
Jumper; 3-way; insulated; light gray



**Item No.: 2001-404**  
Jumper; 4-way; insulated; light gray



**Item No.: 2001-405**  
Jumper; 5-way; insulated; light gray



**Item No.: 2001-406**  
Jumper; 6-way; insulated; light gray



**Item No.: 2001-407**  
Jumper; 7-way; insulated; light gray



**Item No.: 2001-408**  
Jumper; 8-way; insulated; light gray



**Item No.: 2001-409**  
Jumper; 9-way; insulated; light gray



**Item No.: 2001-440**  
Jumper; from 1 to 10; insulated; light gray



**Item No.: 2001-433**  
Jumper; from 1 to 3; insulated; light gray



**Item No.: 2001-434**  
Jumper; from 1 to 4; insulated; light gray



**Item No.: 2001-435**  
Jumper; from 1 to 5; insulated; light gray



**Item No.: 2001-436**  
Jumper; from 1 to 6; insulated; light gray



**Item No.: 2001-437**  
Jumper; from 1 to 7; insulated; light gray



**Item No.: 2001-438**  
Jumper; from 1 to 8; insulated; light gray



**Item No.: 2001-439**  
Jumper; from 1 to 9; insulated; light gray



**Item No.: 2001-405/011-000**  
Star point jumper; 3-way; insulated; light gray



**Item No.: 2006-499**  
Step-down jumper; from 2006/2004 to 2004/2002/2001 series; from 2206/2204 to 2204/2202/2201 series; insulated; light gray



**Item No.: 210-103**  
Wire commoning chain; insulated; black



**Item No.: 210-123**  
Wire commoning chain; insulated; blue



1.2.6 Marking

1.2.6.1 Marker



**Item No.: 793-4501/000-006**  
WMB marking card; as card; stretchable 4 - 4.2 mm; plain; snap-on type; blue



**Item No.: 793-4501/000-007**  
WMB marking card; as card; stretchable 4 - 4.2 mm; plain; snap-on type; gray



**Item No.: 793-4501/000-023**  
WMB marking card; as card; stretchable 4 - 4.2 mm; plain; snap-on type; green



**Item No.: 793-4501/000-017**  
WMB marking card; as card; stretchable 4 - 4.2 mm; plain; snap-on type; light green



**Item No.: 793-4501/000-012**  
WMB marking card; as card; stretchable 4 - 4.2 mm; plain; snap-on type; orange



**Item No.: 793-4501/000-005**  
WMB marking card; as card; stretchable 4 - 4.2 mm; plain; snap-on type; red



**Item No.: 793-4501/000-024**  
WMB marking card; as card; stretchable 4 - 4.2 mm; plain; snap-on type; violet



**Item No.: 793-4501**  
WMB marking card; as card; stretchable 4 - 4.2 mm; plain; snap-on type; white



**Item No.: 793-4501/000-002**  
WMB marking card; as card; stretchable 4 - 4.2 mm; plain; snap-on type; yellow



**Item No.: 2009-114/000-006**  
WMB-Inline; for Smart Printer; 2000 pieces on roll; stretchable 4 - 4.2 mm; plain; snap-on type; blue



**Item No.: 2009-114/000-007**  
WMB-Inline; for Smart Printer; 2000 pieces on roll; stretchable 4 - 4.2 mm; plain; snap-on type; gray



**Item No.: 2009-114/000-023**  
WMB-Inline; for Smart Printer; 2000 pieces on roll; stretchable 4 - 4.2 mm; plain; snap-on type; green



**Item No.: 2009-114/000-012**  
WMB-Inline; for Smart Printer; 2000 pieces on roll; stretchable 4 - 4.2 mm; plain; snap-on type; orange



**Item No.: 2009-114/000-005**  
WMB-Inline; for Smart Printer; 2000 pieces on roll; stretchable 4 - 4.2 mm; plain; snap-on type; red



**Item No.: 2009-114/000-024**  
WMB-Inline; for Smart Printer; 2000 pieces on roll; stretchable 4 - 4.2 mm; plain; snap-on type; violet



**Item No.: 2009-114**  
WMB-Inline; for Smart Printer; 2000 pieces on roll; stretchable 4 - 4.2 mm; plain; snap-on type; white



**Item No.: 2009-114/000-002**  
WMB-Inline; for Smart Printer; 2000 pieces on roll; stretchable 4 - 4.2 mm; plain; snap-on type; yellow

1.2.6.2 Marking strip



**Item No.: 2009-110**  
Marking strips; for Smart Printer; on reel; not stretchable; plain; snap-on type; white

1.2.7 Push-in type wire jumper

1.2.7.1 Jumper



**Item No.: 2009-414**  
Push-in type wire jumper; 1.5 mm<sup>2</sup>; insulated; 110 mm long; black



**Item No.: 2009-414/000-005**  
Push-in type wire jumper; 1.5 mm<sup>2</sup>; insulated; 110 mm long; black



**Item No.: 2009-416**  
Push-in type wire jumper; 1.5 mm<sup>2</sup>; insulated; 250 mm long; black



**Item No.: 2009-414/000-006**  
Push-in type wire jumper; insulated; 110 mm long; black



**Item No.: 2009-412**  
Push-in type wire jumper; insulated; 60 mm long; black

1.2.8 Test and measurement

1.2.8.1 Testing accessories



**Item No.: 2001-560**  
Modular TOPJOB®S connector; modular; for jumper contact slot; 10-pole; 1,50 mm²; gray



**Item No.: 2001-511**  
Modular TOPJOB®S connector; modular; for jumper contact slot; 1-pole; 1,50 mm²; gray



**Item No.: 2001-552**  
Modular TOPJOB®S connector; modular; for jumper contact slot; 2-pole; 1,50 mm²; gray



**Item No.: 2001-553**  
Modular TOPJOB®S connector; modular; for jumper contact slot; 3-pole; 1,50 mm²; gray



**Item No.: 2001-554**  
Modular TOPJOB®S connector; modular; for jumper contact slot; 4-pole; 1,50 mm²; gray



**Item No.: 2001-555**  
Modular TOPJOB®S connector; modular; for jumper contact slot; 5-pole; 1,50 mm²; gray



**Item No.: 2001-556**  
Modular TOPJOB®S connector; modular; for jumper contact slot; 6-pole; 1,50 mm²; gray



**Item No.: 2001-557**  
Modular TOPJOB®S connector; modular; for jumper contact slot; 7-pole; 1,50 mm²; gray



**Item No.: 2001-558**  
Modular TOPJOB®S connector; modular; for jumper contact slot; 8-pole; 1,50 mm²; gray



**Item No.: 2001-559**  
Modular TOPJOB®S connector; modular; for jumper contact slot; 9-pole; 1,50 mm²; gray



**Item No.: 2001-549**  
Spacer module; modular; e.g., for bridging commoned terminal blocks; gray



**Item No.: 2009-174**  
Test plug adapter; for 4 mm Ø test plugs; for testing TOPJOB®S rail-mounted terminal blocks; gray



**Item No.: 210-136**  
Test plug; 2 mm Ø; with 500 mm cable; red



**Item No.: 2009-182**  
Testing tap; for max. 2.5 mm²; tool-free connection for individual test wires 0.08 - 2.5 mm; gray

1.2.9 Tool

1.2.9.1 Operating tool



**Item No.: 210-719**  
Operating tool; Blade: 2.5 x 0.4 mm; with a partially insulated shaft



**Item No.: 210-648**  
Operating tool; Blade: 2.5 x 0.4 mm; with a partially insulated shaft; angled; short



**Item No.: 210-647**  
Operating tool; Blade: 2.5 x 0.4 mm; with a partially insulated shaft; multicoloured

Installation Notes

Conductor termination



All conductor types at a glance



Push-in termination of solid and ferruled conductors




Insert fine-stranded conductors via operating tool.



Removing all conductors via operating tool.

Commoning



Insert a push-in type jumper bar and push down until it hits the backstop.



Commoning with step-down jumpers.




**Step-down jumper (2006-499)** commons 6/4 mm² (10/12 AWG) terminal blocks (2206/2204 Series) with 4/2.5/1.5 mm² (AWG 12/14/16) terminal blocks (2204/2202/2201 Series).

## Testing




Testing with a 2 mm Ø test plug (max. 42 V).

## Marking



Snapping a marking strip into a marker slot.



Snapping a marking strip into the marker slot.