


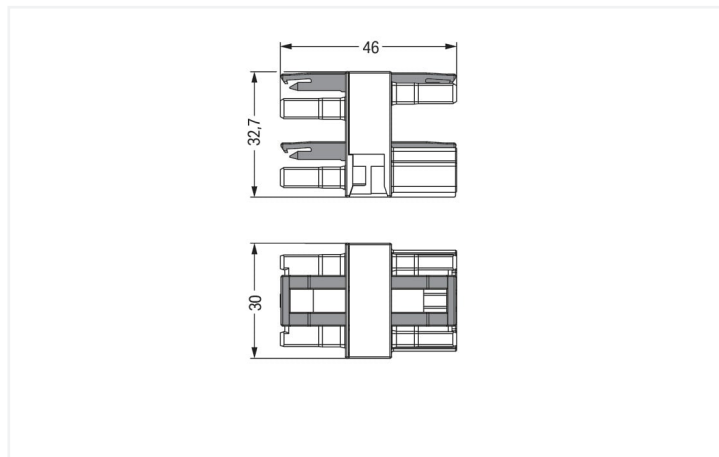
## Data Sheet | Item Number: 770-657

3-way distribution connector; 3-pole; Cod. A; 1 input; 3 outputs; white

<https://www.wago.com/770-657>



Color: ■ white



Dimensions in mm

Distribution connector *WINSTA*® MIDI with protection against mismatching

The *WINSTA*® MIDI distribution connector A coding is the pluggable solution for your application in control cabinets, on PCBs or for lighting connections. Whether on PCBs, in control cabinets or for connecting lights – pluggable installation connectors from WAGO allow you to make connections according to various requirements in seconds. For greater security in electrical installations, the pluggable installation connector is equipped with mechanical protection against mismatching. The pluggable installation connector is protected against ingress by solid objects in accordance with protection type IP20 (When mated: IP2xC (These compact connectors are not designed for use in open, easily accessible areas!)). The *WINSTA*® MIDI pluggable installation connector with A coding in white or black is usually used for general mains applications in power distribution. This pluggable installation connector is used for electrical currents up to 25 A. Thus the product is especially suitable for high power loads. The *WINSTA*® MIDI Pluggable Connection System with Push-in CAGE CLAMP® spring pressure connection technology facilitates precise electrification. Due to the included test slot, it is possible to check connections even when they are plugged in. That saves time and reduces installation labor and expense.

*WINSTA*® MIDI solutions for your electrical installation – protected against mismatching and maintenance-free

The *WINSTA*® Pluggable Connection System allows pluggable electrical installation. This significantly reduces the need for servicing and lowers costs. Take advantage of the pluggable version of our maintenance-free spring pressure connection technology too! Plan your installation with with locking lever from WAGO.

- effective protection against mismatching
- simple circuits
- with A coding for a large number of applications
- exact dimensions
- convenient installation and commissioning

### Electrical data

Ratings per	IEC/EN 60664-1			Approvals per	UL 1977
Overvoltage category	III	III	II	Rated voltage	600 V
Pollution degree	3	2	2	Rated current	23 A
Nominal voltage	250 V	-	-		
Rated surge voltage	4 kV	-	-		
Rated current	25 A	-	-		

### General information

Note on contact resistance	approx. 1 mΩ of contact resistance approx. 0.25 mΩ contact transition plug/ socket
----------------------------	--

### Connection data

Total number of potentials	3	<b>Connection 1</b>	
PE function	Preceding PE contact	Pole number	3

### Physical data

Pin spacing	10 mm / 0.394 inches
Width	30 mm / 1.181 inches
Height	32.7 mm / 1.287 inches
Depth	46 mm / 1.811 inches

### Mechanical data

Application	General mains applications
Coding	A
Marking	L N
Potential marking	L N
Mating force of a plug-in connection	Approx. 20 ... 70 N (depending on pole number)
Retention force of a plug-in connection	When locked: > 80 N
Unmating force of a plug-in connection	Unlocked: approx. 20 ... 70 N (depending on pole number)
Number of mating cycles	200, without resistive load
Type of distribution box	Distribution connector, 3-way
Protection type	IP20; When mated: IP2xC (These compact connectors are not designed for use in open, easily accessible areas!)

### Plug-in connection

Mismating protection	Yes
Note on mismating protection	All <i>WINSTA</i> ® components are 100% protected against mismating when: a.) plugging different numbers of poles b.) plugging while rotated 180 c.) plugging while laterally staggered d.) plugging one pole
Locking lever	Yes
Locking of plug-in connection	Locking lever
Note on locking system	All connectors for mounted installations (snap-in versions for lighting fixtures or devices, all types of PCB and distribution connectors) are factory-equipped with locking levers to ensure plugs and sockets are securely locked. Additional locking levers are only required for flying leads (plug/socket).
Number of locking levers	4

### Material data

Note (material data)	<a href="https://www.wago.com/us/material-specifications">Information on material specifications can be found here</a>
Color	white
Insulation material	Polyamide (PA66)
Flammability class per UL94	V0
Contact material	Copper or copper alloy; surface-treated
Contact plating	Tin
Fire load	0.422 MJ
Weight	25.5 g

### Environmental requirements

Processing temperature	-5 ... +40 °C
Continuous operating temperature	-35 ... +85 °C
Note on continuous operating temperature	Insulating parts for temperatures ≤ 105 °C

### Commercial data

eCl@ss 10.0	27-44-06-03
eCl@ss 9.0	27-44-06-03
ETIM 8.0	EC002567
ETIM 7.0	EC002567
PU (SPU)	50 pcs
Packaging type	Box
Country of origin	DE
GTIN	4045454251512
Customs tariff number	85366990990

### Environmental Product Compliance

RoHS Compliance Status	Compliant, No Exemption
------------------------	-------------------------

### Approvals / Certificates

#### General approvals



Approval	Standard	Certificate Name
CCA DEKRA Certification B.V.	EN 61535	71-123228
CCA DEKRA Certification B.V.	IEC 61535	NL -84761
cURus Underwriters Laboratories Inc.	UL 1977	E45171
cURus Underwriters Laboratories Inc.	UL 1059	E 45172

#### Declarations of conformity and manufacturer's declarations

Approval	Standard	Certificate Name
EU-Declaration of Confor- mity WAGO GmbH & Co. KG	-	-

### Approvals for marine applications



Approval	Standard	Certificate Name
ABS American Bureau of Ship- ping	-	19-HG1868589-PDA
DNV GL Det Norske Veritas, Ger- manischer Lloyd	-	TAE00001Z6
LR Lloyds Register	IEC 61984	LR22429487TA

## Downloads

### Environmental Product Compliance

#### Compliance Search

Environmental Product Compliance 770-657



## Documentation

### Bid Text

770-657	19.02.2019	xml 2.72 KB	
---------	------------	----------------	--

770-657	12.03.2015	doc 23.00 KB	
---------	------------	-----------------	--

ausschreiben.de 770-657			
----------------------------	--	--	--

## CAD/CAE-Data

### CAD data

2D/3D Models 770-657



### CAE data

EPLAN Data Portal  
770-657



WSCAD Universe  
770-657



ZUKEN Portal 770-657



## 1 Compatible Products

### 1.1 System counterpart

#### 1.1.1 Cable assembly



**Item No.: 771-9993/206-102**

pre-assembled connecting cable; Eca; Plug/open-ended; 3-pole; Cod. A; H05VV-F 3G 1.5 mm<sup>2</sup>; 1 m; 1,50 mm<sup>2</sup>; white



**Item No.: 771-9993/106-102**

pre-assembled connecting cable; Eca; Socket/open-ended; 3-pole; Cod. A; H05VV-F 3G 1.5 mm<sup>2</sup>; 1 m; 1,50 mm<sup>2</sup>; white



**Item No.: 771-9993/006-102**

pre-assembled interconnecting cable; Eca; Socket/plug; 3-pole; Cod. A; H05VV-F 3G 1.5 mm<sup>2</sup>; 1 m; 1,50 mm<sup>2</sup>; white

#### 1.1.2 Female connector/socket



**Item No.: 770-223**

Socket; 3-pole; Cod. A; 4,00 mm<sup>2</sup>; white



**Item No.: 770-123**

Socket; with strain relief housing; 3-pole; Cod. A; 4,00 mm<sup>2</sup>; white



**Item No.: 770-223/035-050**

Socket; with strain relief housing; 3-pole; Cod. A; 4,00 mm<sup>2</sup>; white

### 1.1.3 Male connector/plug



**Item No.: 770-233**  
Plug; 3-pole; Cod. A; 4,00 mm²; white



**Item No.: 770-133**  
Plug; with strain relief housing; 3-pole; Cod. A; 4,00 mm²; white



**Item No.: 770-233/035-050**  
Plug; with strain relief housing; 3-pole; Cod. A; 4,00 mm²; white

## 1.2 Optional Accessories

### 1.2.1 Cover

#### 1.2.1.1 Cover



**Item No.: 770-201**  
Lockout cap; 12-pole, separable; for sockets; Plastic; black



**Item No.: 770-221**  
Lockout cap; 12-pole, separable; for sockets; Plastic; white



**Item No.: 770-360**  
Lockout cap; for plugs; 5-pole; separable; yellow

### 1.2.2 Installation

#### 1.2.2.1 Mounting accessories



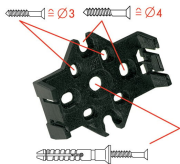
**Item No.: 770-623**  
Mounting plate; 3-pole; for distribution connectors; Plastic; black



**Item No.: 770-673**  
Mounting plate; 3-pole; for distribution connectors; Plastic; white

## Installation Notes

### Installation




Mounting plates can be secured using commercially available screws or nail-drive anchors.



The distribution connectors snap together when attached to the mounting plate.



To release the distribution connector, unlock the latch using a screwdriver.



All distribution connector connections are locked and protected against accidental disconnection directly after mating. Locking of any connection is released using a screwdriver, even if all connections are used.