
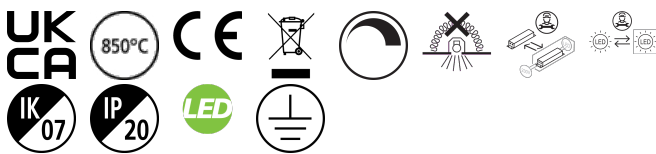


RANA Surface 600
RANA LED S 600 HO 3K LOUV+PRI 1-10 W GEN2
0051467



Product features

- Surface or Suspended LED Linear luminaire with Louvre + Prismatic Optic, Direct Light Distribution, Luminaire Dimensions: 616x616x50mm, Sylvania White body colour, IP20, IK07, Light Engine Dimensions: 570x285mm, 1-10V Dimmable, Low LED flicker (+/-5%), Warm White (3000K) LED Colour Temperature, 4300lm, 40W, 108lm/W efficacy, CRI>80, 3 SDCM (3-step MacAdam ellipse) LED Colour Consistency, UGR<19, Luminance at 65° < 3000 cd/m2, Lumen Maintenance: L90B10 at 50,000 hours, Quick electrical connection with push-connectors in the luminaire, Glow Wire Test 850°C.

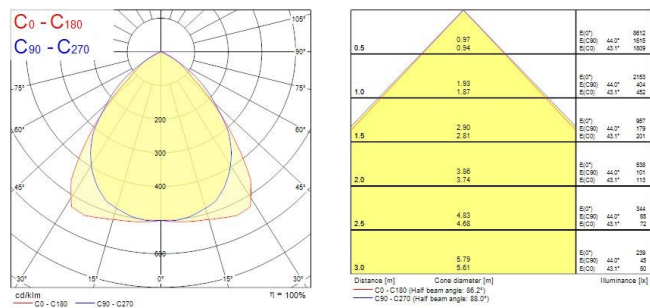


PRODUCT OVERVIEW

Product name	RANA LED S 600 HO 3K LOUV+PRI 1-10 W GEN2
Technology	LED
Cap/Base	N/A
Housing	Steel
Mount	Ceiling surface mounting, Suspended
General application	Office, Hospitality, Retail, Education
ETIM Class	EC002892
Warranty	5 years
Useful luminous flux (Fuse)	4300
Fixture luminous flux (lm)	4300
Luminous flux (lm)	4300
Luminaire efficacy (lm/W)	108
Correlated colour temperature (k)	3000
Light colour	Warm White
CRI (Ra)	80
Colour Variation Initial (SDCM)	SDCM3
Glare control	< 19
Photobiological Risk Group	RG0
Total power consumption (W)	40
Electrical protection	Class I
Control gear type	LED driver constant current
Dimmable	Yes
Dimming method	1-10V (Analogue)
Minimum dimming level (%)	10
Housing colour	White
IP rating	IP20
IK rating	IK07
Product EAN number	5410288514673

PHOTOMETRY

RANA Surface 600
RANA LED S 600 HO 3K LOUV+PRI 1-10 W GEN2
0051467



TECHNICAL DRAWINGS

