

ToLEDo Retro GLS Satin

ToLEDo RT GLS V5 ST 1521LM 827 E27 SL

0029341



Product features

- Perfect for decorative and general lighting applications and creates a warm ambiance similar to traditional lamps
- Same look, size and functionality as incandescent lamps
- Omni-directional light distribution
- Suitable replacement for incandescent and halogen lamps
- Gives same sparkling light effect as incandescent lamp
- Dimensionally identical to incandescent lamps - fits all fixtures
- Environment friendly - no mercury and lower CO2 emissions



PRODUCT OVERVIEW

| | |
|---------------------------------|---------------------------------------|
| Product name | ToLEDo RT GLS V5 ST 1521LM 827 E27 SL |
| Technology | LED |
| Watt (Rated) (W) | 11 |
| Type | LED exchangeable |
| Cap/Base | E27 |
| Fixture rating | Open |
| General application | Hospitality, Residential & Consumer |
| ETIM Class | EC001959 |
| E-number FI | 4740920 |
| Warranty | 3 years |
| Luminous flux (lm) | 1521 |
| Colour temperature (K) | 2700 |
| Light colour | Homelight |
| CRI (Ra) | 80 |
| Colour Variation Initial (SDCM) | SDCM6 |
| Photobiological Risk Group | RG1 |
| Wattage (W) | 11 |
| Dimmable | No |
| Average life (Nominal) (h) | 15000 |
| Product EAN number | 5410288293417 |

DATA TABLE

General data

| | |
|--------------|---------------------------------------|
| Product name | ToLEDo RT GLS V5 ST 1521LM 827 E27 SL |
| Technology | LED |

ToLEDo Retro GLS Satin

ToLEDo RT GLS V5 ST 1521LM 827 E27 SL

0029341

| | |
|---|-------------------------------------|
| Watt (Rated) (W) | 11 |
| Type | LED exchangeable |
| Cap/Base | E27 |
| Fixture rating | Open |
| General application | Hospitality, Residential & Consumer |
| Operating temperature range (°C) | -20°C...+40°C |
| Performance ambient temperature Tq (°C) | 25 |
| ETIM Class | EC001959 |
| E-number FI | 4740920 |
| Warranty | 3 years |

Optical data

| | |
|--|-----------|
| Luminous flux (lm) | 1521 |
| Luminous flux (Rated) (lm) | 1521 |
| Colour temperature (K) | 2700 |
| Light colour | Homelight |
| CRI (Ra) | 80 |
| Colour Variation Initial (SDCM) | SDCM6 |
| Photobiological Risk Group | RG1 |
| Lumen maintenance at end of nominal life (%) | 70 |

Electrical data

| | |
|---|---------|
| Wattage (W) | 11 |
| Equivalent watt (W) | 100 |
| Primary Supply/Product voltage - min (V) | 220 |
| Primary Supply/Product voltage - max (V) | 240 |
| Control gear required | No |
| No. Of switching cycles before premature failures | >50000 |
| Dimmable | No |
| Inrush Current (A) | 5.93 |
| Inrush Duration (µs) | 180 |
| Lamp Energy Label (class) | D |
| Nominal Frequency (Hz) | 50/60Hz |
| Max. products per 16A C Breaker | 27 |
| Max. products per 16A B Breaker | 13 |

Lifetime data

| | |
|----------------------------|-------|
| Lifespan L70 B50 | 15000 |
| Average life (Nominal) (h) | 15000 |
| Average life (Rated) (h) | 15000 |

Physical data

| | |
|-------------------------------|-------|
| Nominal Product Length (mm) | 126 |
| Nominal Product Diameter (mm) | 70 |
| Weight (kg) | 0.046 |

ToLEDo Retro GLS Satin

ToLEDo RT GLS V5 ST 1521LM 827 E27 SL

0029341

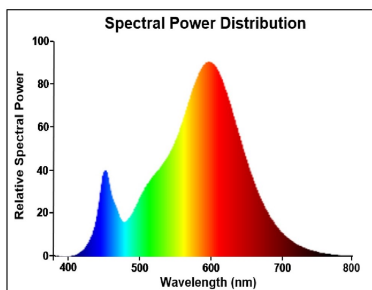
Packaging

| | |
|---------------------------------------|----------------|
| Single packaging type | Carton |
| Product EAN number | 5410288293417 |
| Packaging single length / height (cm) | 7.5 |
| Packaging single width (cm) | 7.5 |
| Packaging single depth (cm) | 14.0 |
| DUN14 (outer) | 15410288293414 |
| Units per outer package | 6 |
| Packaging outer length / height (cm) | 23.9 |
| Packaging outer width (cm) | 16.1 |
| Packaging outer depth (cm) | 15.5 |

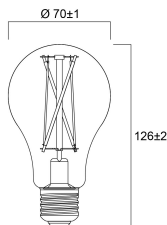
Safety data

| | |
|-------------------------------------|--|
| Optimal operating condition (°C) | -20-40 |
| Breakage cleaning instructions | Not applicable |
| Special purpose lamp | No |
| Dry applications use only | Yes |
| Suitable for household illumination | Yes |
| Safety message | Not Suitable for totally enclosed fixtures |

PHOTOMETRY



TECHNICAL DRAWINGS



SYLVANIA

ToLEDo Retro GLS Satin

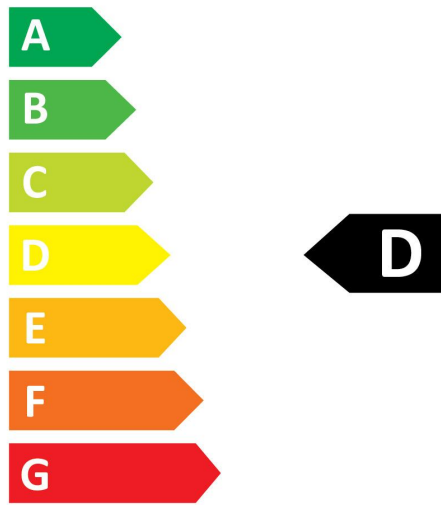
ToLEDo RT GLS V5 ST 1521LM 827 E27 SL

0029341



SYLVANIA

0029341



11
kWh/1000h



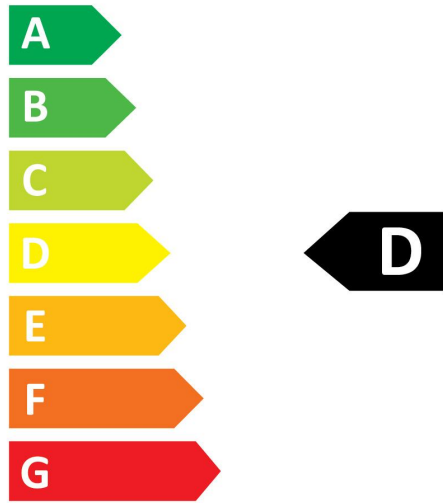
2019/2015

SYLVANIA

ToLEDo Retro GLS Satin
ToLEDo RT GLS V5 ST 1521LM 827 E27 SL
0029341



0029341



11
kWh/1000h

