
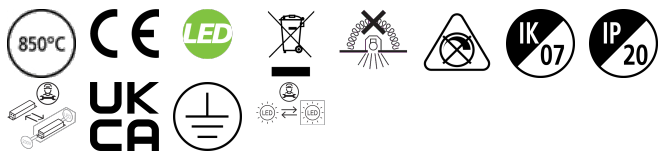


RANA Surface 600  
RANA LED S 600 HO 4K LOUV+PRI W GEN2  
0051469



Product features

- Surface or Suspended LED Linear luminaire with Louvre + Prismatic Optic, Direct Light Distribution, Luminaire Dimensions: 616x616x50mm, Sylvania White body colour, IP20, IK07, Light Engine Dimensions: 570x285mm, Constant Current, Low LED flicker (+/-5%), Neutral White (4000K) LED Colour Temperature, 4500lm, 40W, 113lm/W efficacy, CRI>80, 3 SDCM (3-step MacAdam ellipse) LED Colour Consistency, UGR<19, Luminance at 65° < 3000 cd/m2, Lumen Maintenance: L90B10 at 50,000 hours, Quick electrical connection with push-connectors in the luminaire, Glow Wire Test 850°C.

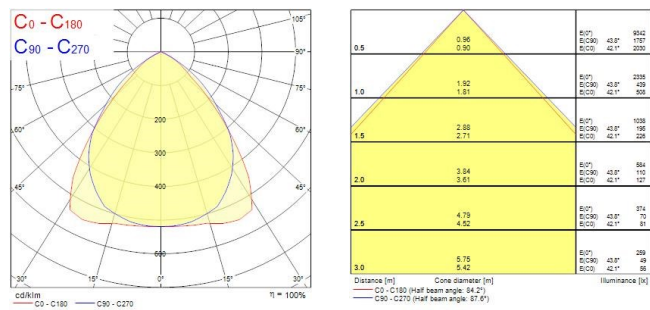


PRODUCT OVERVIEW

Product name	RANA LED S 600 HO 4K LOUV+PRI W GEN2
Technology	LED
Cap/Base	N/A
Housing	Steel
Mount	Ceiling surface mounting, Suspended
General application	Education, Hospitality, Office, Retail
ETIM Class	EC002892
E-number FI	4273524
Warranty	5 years
Useful luminous flux (Fuse)	4500
Fixture luminous flux (lm)	4500
Luminous flux (lm)	4500
Luminaire efficacy (lm/W)	113
Correlated colour temperature (k)	4000
Light colour	Neutral White
CRI (Ra)	80
Colour Variation Initial (SDCM)	SDCM3
Glare control	< 19
Photobiological Risk Group	RG0
Total power consumption (W)	40
Electrical protection	Class I
Control gear type	LED driver constant current
Dimmable	No
Housing colour	White
IP rating	IP20
IK rating	IK07
Product EAN number	5410288514697

PHOTOMETRY

RANA Surface 600  
RANA LED S 600 HO 4K LOUV+PRI W GEN2  
0051469



TECHNICAL DRAWINGS

