

## ToLEDo Retro GLS

ToLEDo RT GLS V5 CL 1055LM 840 E27 SL

0029332



### Product features

- Perfect for decorative and general lighting applications and creates a warm ambiance similar to traditional lamps
- Same look, size and functionality as incandescent lamps
- Omni-directional light distribution
- Suitable replacement for incandescent and halogen lamps
- Gives same sparkling light effect as incandescent lamp
- Dimensionally identical to incandescent lamps - fits all fixtures
- Environment friendly - no mercury and lower CO2 emissions



## PRODUCT OVERVIEW

Product name	ToLEDo RT GLS V5 CL 1055LM 840 E27 SL
Technology	LED
Watt (Rated) (W)	8
Type	LED exchangeable
Cap/Base	E27
Fixture rating	Open
General application	Hospitality, Residential & Consumer
ETIM Class	EC001959
E-number FI	4740914
Warranty	3 years
Luminous flux (lm)	1055
Colour temperature (K)	4000
Light colour	Cool White
CRI (Ra)	80
Colour Variation Initial (SDCM)	SDCM6
Photobiological Risk Group	RG1
Wattage (W)	8
Dimmable	No
Average life (Nominal) (h)	15000
Product EAN number	5410288293325

## DATA TABLE

### General data

Product name	ToLEDo RT GLS V5 CL 1055LM 840 E27 SL
Technology	LED

## ToLEDo Retro GLS

ToLEDo RT GLS V5 CL 1055LM 840 E27 SL

0029332

Watt (Rated) (W)	8
Type	LED exchangeable
Cap/Base	E27
Fixture rating	Open
General application	Hospitality, Residential & Consumer
Operating temperature range (°C)	-20°C...+40°C
Performance ambient temperature Tq (°C)	25
ETIM Class	EC001959
E-number FI	4740914
Warranty	3 years

### Optical data

Luminous flux (lm)	1055
Luminous flux (Rated) (lm)	1055
Colour temperature (K)	4000
Light colour	Cool White
CRI (Ra)	80
Colour Variation Initial (SDCM)	SDCM6
Photobiological Risk Group	RG1
Lumen maintenance at end of nominal life (%)	70

### Electrical data

Wattage (W)	8
Equivalent watt (W)	75
Primary Supply/Product voltage - min (V)	220
Primary Supply/Product voltage - max (V)	240
Lamp power factor	0.55
Control gear required	Yes
No. Of switching cycles before premature failures	>50000
Dimmable	No
Inrush Current (A)	4.36
Inrush Duration (µs)	150
Lamp Energy Label (class)	E
Nominal Frequency (Hz)	50/60Hz
Max. products per 16A C Breaker	37
Max. products per 16A B Breaker	18

### Lifetime data

Lifespan L70 B50	15000
Average life (Nominal) (h)	15000
Average life (Rated) (h)	15000

### Physical data

Nominal Product Length (mm)	108
Nominal Product Diameter (mm)	60
Weight (kg)	0.03

## ToLEDo Retro GLS

ToLEDo RT GLS V5 CL 1055LM 840 E27 SL  
0029332

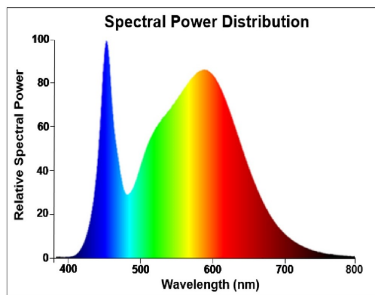
### Packaging

Single packaging type	Carton
Product EAN number	5410288293325
Packaging single length / height (cm)	6.6
Packaging single width (cm)	6.6
Packaging single depth (cm)	12.0
DUN14 (outer)	15410288293322
Units per outer package	6
Packaging outer length / height (cm)	20.6
Packaging outer width (cm)	14.0
Packaging outer depth (cm)	13.0

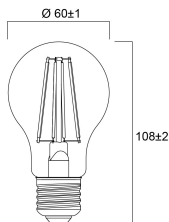
### Safety data

Optimal operating condition (°C)	-20-40
Breakage cleaning instructions	Not applicable
Special purpose lamp	No
Dry applications use only	Yes
Suitable for household illumination	Yes
Safety message	Not Suitable for totally enclosed fixtures

## PHOTOMETRY



## TECHNICAL DRAWINGS



# SYLVANIA

## ToLEDo Retro GLS

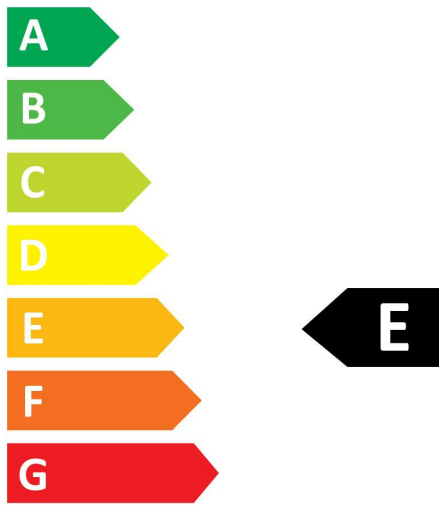
ToLEDo RT GLS V5 CL 1055LM 840 E27 SL

0029332



### SYLVANIA

0029332



**8**  
kWh/1000h



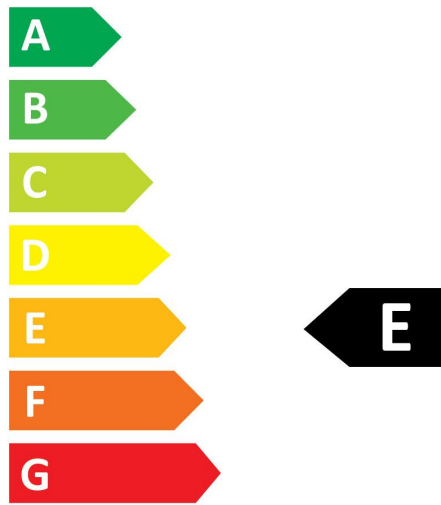
2019/2015

## ToLEDo Retro GLS

ToLEDo RT GLS V5 CL 1055LM 840 E27 SL  
0029332



0029332



**8**  
kWh/1000h



2019/2015