


Data Sheet | Item Number: 221-625


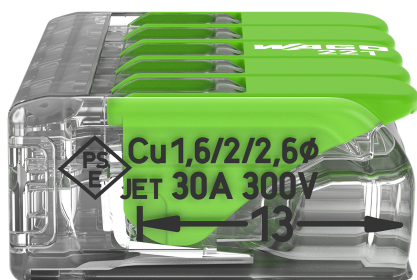
Splicing connector with levers; for all conductor types; max. 6 mm²; 5-conductor; transparent housing; Surrounding air temperature: max 85°C (T85); 6,00 mm²; transparent

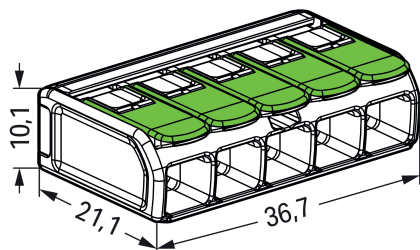


<https://www.wago.com/221-625>



Color: ☐ transparent







Your Benefits:

- Plastics made in part from post-consumer recycled material (e.g. recycled PET bottles) and bio-based residues from industries, households, agriculture and wastewater treatment
- Reduced consumption of fossil resources
- Ease of use – pull the lever up, insert a conductor and push the lever back down
- Available as 2-, 3- and 5-wire connectors
- Easily terminate conductors from 0.5 to 6 mm²
- Connect solid, stranded and fine-stranded conductors
- Time savings for installers and device manufacturers
- Quickly install devices with higher power consumption
- Safely install long cable runs with larger conductor cross sections
- Mounting carrier for installation conforms to standards
- Custom carriers are possible

Notes	
General safety instructions	<div>NOTICE: Observe installation and safety instructions!</div> <div><ul style="list-style-type: none">• Only to be used by electricians!• Do not work under voltage/load!• Use only for proper use!• Observe national regulations/standards/guidelines!• Observe technical specifications for the products!• Observe the number of permissible potentials!• Do not use damaged/dirty components!• Observe conductor types, cross-sections and strip lengths!• Insert conductor until it hits the product's backstop!• Use original accessories!</div> <div>To be sold only with installation instructions!</div>
Safety Information	in grounded power lines



Electrical data			
Ratings per IEC/EN		Ratings per UL	
Ratings per	EN 60664	Approvals per	UL 486C
Nominal voltage (II/2)	450 V	Rated voltage UL (Use Group C)	600 V
Rated impulse withstand voltage (II/2)	4 kV	Rated current UL (Use Group C)	30 A
Rated current	41 A		
Legend (ratings)	(II / 2) ≙ Overvoltage category II / Pollution degree 2		

Connection data			
Clamping units	5	Connection 1	
Total number of potentials	1	Connection technology	CAGE CLAMP®
		Actuation type	Lever
		Connectable conductor materials	Copper
		Nominal cross-section	6 mm² / 10 AWG
		Solid conductor	0.5 ... 6 mm² / 20 ... 10 AWG
		Stranded conductor	0.5 ... 6 mm² / 20 ... 10 AWG
		Fine-stranded conductor	0.5 ... 6 mm² / 20 ... 10 AWG
		Strip length	12 ... 14 mm / 0.47 ... 0.55 inches
		Wiring direction	Side-entry wiring

Physical data		
Width	36.7 mm / 1.445 inches	
Height	10.1 mm / 0.398 inches	
Depth	21.1 mm / 0.831 inches	

Material data		
Note (material data)		Information on material specifications can be found here
Color	transparent	
Cover color	transparent	
Material group	IIIa	
Housing material	bio-circular PC	
Insulation material (main housing)	Polycarbonate (PC)	
Insulation material (actuator)	bio-circular PBT	
Flammability class per UL94	V2	
Fire load	0.163 MJ	
Actuator color	green	
Weight	7.1 g	

Environmental requirements		
Ambient temperature (operation)	+85 °C	
Continuous operating temperature	105 °C	
Temperature marking per EN 60998	T85	



Commercial data	
PU (SPU)	150 (15) pcs
Packaging type	Box
Country of origin	DE
GTIN	4066966613148
Customs tariff number	85369010000

Environmental Product Compliance	
RoHS Compliance Status	Compliant, No Exemption

1 Compatible Products
1.1 Optional Accessories
1.1.1 General accessories
1.1.1.1 Moisture protection



[Item No.: 207-1432](#)
Gelbox; Branch; for cables; with gel; 221 Series; max. 6 mm² connectors; without splicing connectors; Size 2; gray

1.1.2 Jumper
1.1.2.1 Jumper



[Item No.: 221-941/000-006](#)
Jumper; for conductor entry; 2-way; insulated; blue



[Item No.: 221-942/000-006](#)
Jumper; for conductor entry; 2-way; insulated; blue



[Item No.: 221-941](#)
Jumper; for conductor entry; 2-way; insulated; dark gray



[Item No.: 221-942](#)
Jumper; for conductor entry; 2-way; insulated; dark gray

1.1.3 Mounting adapter
1.1.3.1 Mounting accessories



[Item No.: 221-510/000-006](#)
Mounting carrier; 221 Series - 6 mm²; for DIN-35 rail mounting/screw mounting; blue

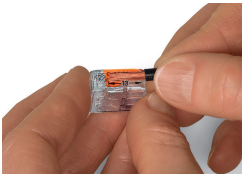


[Item No.: 221-510/000-053](#)
Mounting carrier; 221 Series - 6 mm²; for DIN-35 rail mounting/screw mounting; dark gray-yellow




[Item No.: 221-510](#)
Mounting carrier; 221 Series - 6 mm²; for DIN-35 rail mounting/screw mounting; orange


Installation Notes
Conductor termination



Strip conductor to 12 ... 14 mm.




Termination: Lift the lever to open the clamping unit and insert a stripped conductor.



Then, lower the lever to close the clamp.

Application



Wiring fine-stranded conductors in junction boxes.



Custom low-voltage lighting system



Lighting distribution in a ceiling canopy



Pendant light connection in a suspended ceiling



COMPACT Splicing Connectors for All Conductor Types (6 mm²), 221 Series