


Data Sheet | Item Number: 209-191

Separator for Ex e/Ex i applications; 3 mm thick; 120 mm wide; orange

<https://www.wago.com/209-191>



Color: ■ orange

Physical data

Width	3 mm / 0.118 inches
Height	120 mm / 4.724 inches
Depth from upper-edge of DIN-rail	52 mm / 2.047 inches

Mechanical data

Mounting type	DIN-35 rail
---------------	-------------

Material data

Note (material data)	Information on material specifications can be found here
Color	orange
Material group	I
Insulation material (main housing)	Polyamide (PA66)
Flammability class per UL94	V0
Fire load	0.388 MJ
Weight	12.9 g

Commercial data

Product Group	2 (Terminal Block Accessories)
PU (SPU)	50 (25) pcs
Packaging type	Box
Country of origin	DE
GTIN	4017332241328
Customs tariff number	85389099990

Product Classification	
UNSPSC	39121321
eCl@ss 10.0	27-14-11-33
eCl@ss 9.0	27-14-11-33
ETIM 9.0	EC000886
ETIM 10.0	EC000886
ECCN	NO US CLASSIFICATION

Environmental Product Compliance	
RoHS Compliance Status	Compliant, No Exemption

Downloads

Environmental Product Compliance

Compliance Search	
Environmental Product Compliance 209-191	↓

Documentation

Bid Text			
209-191	19.02.2019	xml 2.52 KB	↓
209-191	04.01.2018	doc 23.50 KB	↓


CAD/CAE-Data

CAD data	
2D/3D Models 209-191	↓

CAE data	
EPLAN Data Portal 209-191	↓
WSCAD Universe 209-191	↓
ZUKEN Portal 209-191	↓

Installation Notes

Ex application



Separator plate for Ex e/Ex i applications

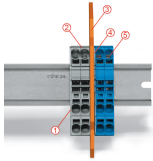
According to EN 50020, a minimum distance of 50 mm must be kept between live parts of Ex e and Ex i circuits. The use of Ex e/Ex i separators is a space-saving solution when Ex e and Ex i terminal blocks are mounted on a common DIN-rail.

For 279 ... 282 Series:

209-190 for 2-conductor terminal blocks

209-191 for 2-, 3-, 4-conductor terminal blocks

Ex application



A separator plate is located between the Ex e II and Ex i terminal strip.

End plate

Ex e II terminal blocks

Separator plate for Ex e/Ex i applications

End plate

Ex i terminal blocks

According to EN 50020, a minimum distance of 50 mm must be kept between live parts of Ex e and Ex i circuits. The use of Ex e/Ex i separators is a space-saving solution when Ex e and Ex i terminal blocks are mounted on a common DIN-rail.

Security



Ex e II/Ex i terminal strip

Note:

The movable feet of terminal blocks and separator plates must face the same direction.