



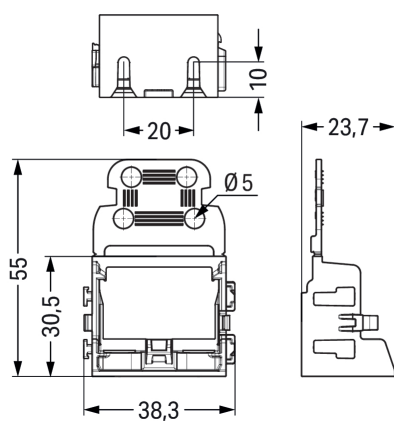


Data Sheet | Item Number: 221-509/000-053

Mounting carrier with strain relief; for 10-wire connectors; 221 Series - 4 mm²; for screw mounting; dark gray-yellow

<https://www.wago.com/221-509/000-053>



Color: ■ dark gray/yellow




Physical data		
Width		18.1 mm / 0.713 inches
Height from the surface		16.9 mm / 0.665 inches
Depth		52.8 mm / 2.079 inches

Mechanical data		
Mounting type		Screw mount
Suitable		for 10-wire connectors (4 mm²)

Material data		
Note (material data)		Information on material specifications can be found here
Color		dark gray/yellow
Material group		I
Insulation material (main housing)		Polyamide (PA66)
Flammability class per UL94		V0
Fire load		0.176 MJ
Weight		5.9 g

Commercial data		
PU (SPU)		10 pcs
Packaging type		Box
Country of origin		CN
GTIN		4066966603200
Customs tariff number		39269097900

Environmental Product Compliance		
RoHS Compliance Status		Compliant,No Exemption

Downloads		
Environmental Product Compliance		
Compliance Search		
Environmental Product Compliance	221-509/000-053	



1 Compatible Products

1.1 Optional Accessories

1.1.1 Marking

1.1.1.1 Marking strip




Item No.: 210-833
Marking strips; 25 m on roll; 6 mm wide;
plain; Self-adhesive; white

Installation Notes



Inserting a connector into the mounting carrier.



Removing a connector from the mounting carrier.

Conductor termination



Inserting a conductor.



Horizontal screw mounting



Vertical screw mounting



Horizontal mounting via snap-in foot



Vertical mounting via snap-in foot

Strain relief




Use a cable tie to secure the conductors to the strain relief plate.



The strain relief plate can be removed.

Testing



Testing a connector mounted on the carrier via test slot.

Application



Connecting a light to the mains.

Marking



Labeling the mounting carrier.