


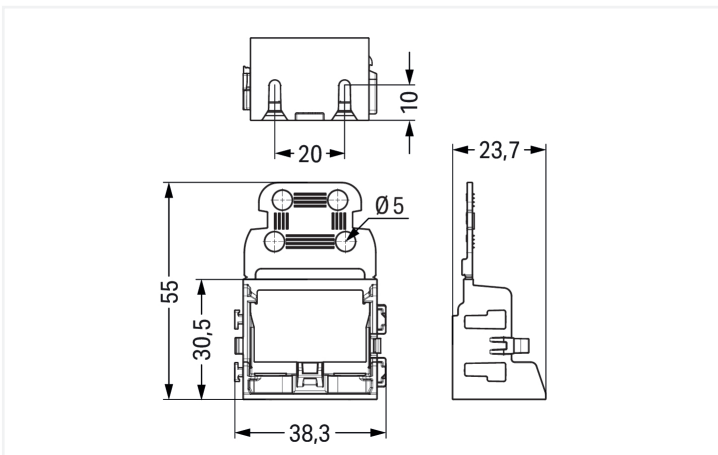
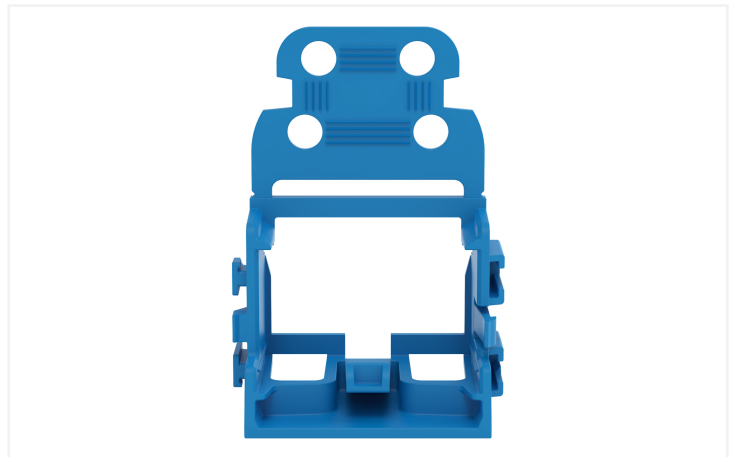

**Data Sheet | Item Number: 221-509/000-006**

Mounting carrier with strain relief; for 10-wire connectors; 221 Series - 4 mm<sup>2</sup>; for screw mounting; blue

<https://www.wago.com/221-509/000-006>



Color: ■ blue



### Physical data

Width	38.3 mm / 1.508 inches
Height	23.7 mm / 0.993 inches
Depth	55 mm / 2.165 inches

### Mechanical data

Mounting type	Screw mount
Suitable	for 10-wire connectors (4 mm <sup>2</sup> )

### Material data

Note (material data)	<a href="#">Information on material specifications can be found here</a>
Color	blue
Material group	I
Insulation material (main housing)	Polyamide (PA66)
Flammability class per UL94	V0
Fire load	0.176 MJ
Weight	5.9 g

### Commercial data

PU (SPU)	10 pcs
Packaging type	Box
Country of origin	CN
GTIN	4066966603118
Customs tariff number	39269097900

### Environmental Product Compliance

RoHS Compliance Status	Compliant, No Exemption
------------------------	-------------------------

### Downloads

#### Environmental Product Compliance

##### Compliance Search

Environmental Product  
Compliance  
221-509/000-006



## 1 Compatible Products

### 1.1 Optional Accessories

#### 1.1.1 Marking

##### 1.1.1.1 Marking strip




Item No.: 210-833

Marking strips; 25 m on roll; 6 mm wide; plain; Self-adhesive; white

## Installation Notes



Inserting a connector into the mounting carrier.



Removing a connector from the mounting carrier.


## Conductor termination



Inserting a conductor.



Horizontal screw mounting



Vertical screw mounting



Horizontal mounting via snap-in foot



Vertical mounting via snap-in foot

## Strain relief




Use a cable tie to secure the conductors to the strain relief plate.



The strain relief plate can be removed.

## Testing



Testing a connector mounted on the carrier via test slot.

## Application



Connecting a light to the mains.

## Marking



Labeling the mounting carrier.