




ENERG

енергия · ενεργεια



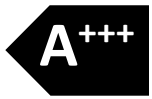
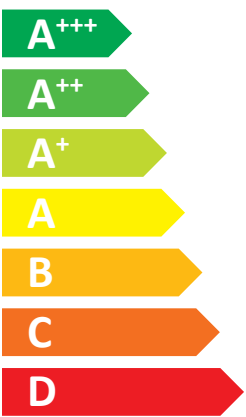
METRO THERM

METROAIR L10.1 + SHB20-12



55 °C

35 °C



35 dB



54 dB





ENERG

енергия · ενεργεια

Y



IJA

IE

IA

METRO THERM

METROAIR L10.1 + SHB20-12



A⁺⁺

A⁺⁺⁺

A⁺⁺

A⁺⁺

A⁺

A

B

C


D

E

F

G

+



+



+




+



Supplier's name:	METRO THERM		
Model:	METROAIR L10.1 + SHB20-12		
Temperature application	35	55	°C
Declared load profile for water heating			
Seasonal space heating energy efficiency class, average climate:	A+++	A++	
Water heating energy efficiency class, average climate:			
Rated heat output, average climate:	6	6	kW
Annual energy consumption for space heating, average climate	2834	3961	kWh
Annual electricity consumption for water heating, average climate			kWh
Seasonal space heating energy efficiency, average climate:	181	132	%
Water heating energy efficiency, average climate:			%
Sound power level LWA indoors	35		dB
Rated heat output, cold climate:	7	6	kW
Rated heat output, warm climate:	7	7	kW
Annual energy consumption for space heating, cold climate	4059	5204	kWh
Annual electricity consumption for water heating, cold climate			kWh
Annual energy consumption for space heating, warm climate	1379	1964	kWh
Annual electricity consumption for water heating, warm climate			kWh
Seasonal space heating energy efficiency, cold climate:	155	114	%
Water heating energy efficiency, cold climate:			%
Seasonal space heating energy efficiency, warm climate:	260	177	%
Water heating energy efficiency, warm climate:			%
Sound power level LWA outdoors	54		dB

Data for package fiche with SMO or VVM

Controller class	VI		
Controller contribution to efficiency	4,0		%
Seasonal space heating energy efficiency of package, average climate:	185	136	%
Seasonal space heating energy efficiency class for package, average climate:	A+++	A++	%
Seasonal space heating energy efficiency of package, cold climate:	159	118	%
Seasonal space heating energy efficiency of package, warm climate:	264	181	%

Model(s):		METROAIR L10.1 + SHB20-12		 METRO THERM					
Type of heat source/sink:		Air/water							
Low-temperature heat pump:		No							
Equipped with supplementary heater:		Yes							
Heat pump combination heater:		Yes							
Climate condition:		Average							
Temperature application:		Medium temperature (55 °C)							
Applied standards: EN14825 - EN12102-1									
Rated heat output		Prated	6,5	kW	Seasonal space heating energy efficiency		η_s	132	%
<i>Declared capacity for part load at outdoor temperature Tj</i>				<i>Declared coefficient of performance for part load at outdoor temperature Tj</i>					
Tj = -7 °C	Pdh	5,8	kW	Tj = -7 °C	COPd	1,98			
Tj = +2 °C	Pdh	3,5	kW	Tj = +2 °C	COPd	3,17			
Tj = +7 °C	Pdh	2,3	kW	Tj = +7 °C	COPd	4,98			
Tj = +12 °C	Pdh	2,2	kW	Tj = +12 °C	COPd	5,50			
Tj = biv	Pdh	5,8	kW	Tj = biv	COPd	1,98			
Tj = TOL	Pdh	5,8	kW	Tj = TOL	COPd	1,69			
Tj = -15 °C (if TOL < -20 °C)	Pdh		kW	Tj = -15 °C (if TOL < -20 °C)	COPd				
Bivalent temperature				T _{biv}	-7	°C	Operation limit temperature		
Cycling interval capacity for heating				P _{cyh}		kW	Cycling interval efficiency		
Degradation co-efficient				Cdh	0,98	-	Heating water operating limit		
<i>Power consumption in modes other than active mode</i>				<i>Supplementary heater</i>					
Off mode	P _{OFF}	0,003	kW	Rated heat output		P _{sup}	0,7	kW	
Thermostat-off mode	P _{TO}	0,008	kW						
Standby mode	P _{SB}	0,008	kW	Type of energy input		Electric			
Crankcase heater mode	P _{CK}	0,000	kW						
<i>Other items</i>									
Capacity control	Variable			Rated air flow rate, outdoors			3000	m ³ /h	
Sound power level, indoors/outdoors	L _{WA}	35/54	dB	Rated water flow rate, indoor heat exchanger				m ³ /h	
Annual energy consumption	Q _{HE}	3961	kWh	Rated brine or water flow rate, outdoor heat exchanger				m ³ /h	
<i>For heat pump combination heater:</i>									
Declared load profile				Water heating energy efficiency		η_{wh}		%	
Daily electricity consumption	Q _{elec}		kWh	Daily fuel consumption		Q _{fuel}		kWh	
Annual electricity consumption	AEC		kWh	Annual fuel consumption		AFC		GJ	
Approved by:									
Contact details		METRO THERM A/S Rundinsvej 55, 3200 Helsingør, Denmark							