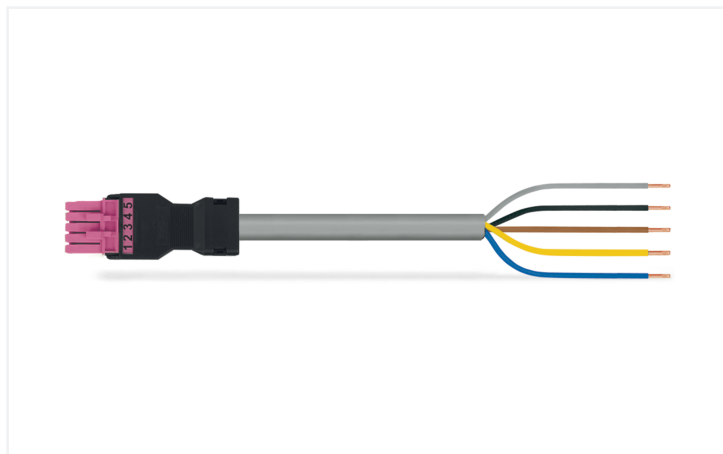


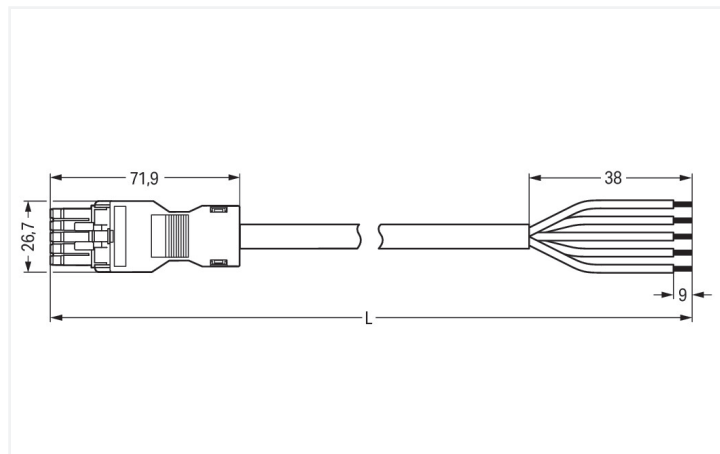
## Data Sheet | Item Number: 891-8995/106-207

pre-assembled connecting cable; Eca; Socket/open-ended; 5-pole; Cod. B; (H)  
05VV-F 5x1,5 mm<sup>2</sup>; 2 m; 1,50 mm<sup>2</sup>; pink

<https://www.wago.com/891-8995/106-207>



Color: ■ pink



Dimensions in mm

### Cable assembly WINSTA® MINI with protection against mismatching

The WINSTA® MINI cable assembly B coding supports rapid, correct installation. Whether on PCBs, in control cabinets or for connecting lights – pluggable installation connectors from WAGO allow you to establish connections according to various requirements in no time flat. The color coding and mechanical coding of the pluggable installation connector ensure error-free installation of the individual components – including protection against mismatching. The pluggable installation connector is protected in accordance with protection type IP40. Users' hands and tools will never come into contact with live elements. Pluggable installation connectors with B coding from the WINSTA® MINI line are available in gray, light green, or pink, allowing you to distinguish different circuits, for example for pumps, lighting, or sun blinds. Your own pole marking is possible, too. Particularly where space is tight, our smallest pluggable connection system, WINSTA® MINI, consistently displays its strengths. It saves space, and, with Push-in CAGE CLAMP® spring pressure connection technology, it also saves time, since the installation is low-maintenance and can be performed without screw connections. Building safety must be ensured at all times, even after the electrical installation stage. The required safety requirements in connection with EU CPR are fully satisfied by this product through fire class E.

### Pluggable connections instead of screw connections – cable assemblies from WAGO

A socket and a free end are available. WINSTA® is the pluggable connection system that is perfectly tailored to the strict requirements of electrical installation. It ensures error-free installation of cables and components, quickly and reliably. Now you can also lower installation expenses without compromising quality and safety: with strain relief hosting reduces the need for servicing and prevents unnecessary downtime.

- protection against mismatching eliminates errors
- compact design for conductors with a cross-section up to 1.5 mm<sup>2</sup>
- with B coding for controllers such as sun blinds and lighting fixtures
- flexible installation to save space
- convenient installation and commissioning

### Notes

Note

Cables with a different fire class can be found in the eShop.

Variants:

Other pole markings

Other versions (or variants) can be requested from WAGO Sales or configured at <https://configurator.wago.com/>.

## Electrical data

Ratings per	IEC/EN 60664-1		
Overvoltage category	III	III	II
Pollution degree	3	2	2
Nominal voltage	400 V	-	-
Rated impulse withstand voltage	6 kV	-	-
Rated current	16 A	-	-

## Ratings per IEC/EN – Notes

Rated current (note)	13 A for 3-pole load 10 A for 4- and 5-pole load
----------------------	---

## General information

Note on contact resistance	approx. 1 mΩ of contact resistance approx. 0.25 mΩ contact transition plug/ socket
----------------------------	--

## Connection Data

Total number of potentials	5
Conductor preparation	ultrasonically tip-bonded

## Connection 1

Strip length	9 mm / 0.35 inches
Pole number	5
Wire cross-section	1.5 mm <sup>2</sup>
Strip length (outer insulation)	38 mm
Connection type	Socket - free end

## Physical data

Pin spacing	4.4 mm / 0.173 inches
Width	26.7 mm / 1.051 inches
Height	15.8 mm / 0.622 inches
Total length	2 m

## Mechanical data

Use	Control technology
Coding	B
Variable coding	No
Marking	1 2 3 4 5
Potential marking	1 2 3 4 5
Mating force of a plug-in connection	approx. 20 ... 70 N (depending on pole number)
Retention force of a plug-in connection	when locked: > 80N
Unmating force of a plug-in connection	when unlocked: approx. 20 ... 70 N (depending on pole number)
Number of mating cycles	200, without resistive load
Connection type	Socket - free end
Type of pre-assembled cable	Connecting cable
Cable type	H05VV-F 5x1.5
Protection type	IP40

### Plug-in connection

Mismating protection	Yes
Note on mismating protection	All WINSTA® components are 100% protected against mismating when: a.) plugging different numbers of poles b.) plugging while rotated 180 c.) plugging while laterally staggered d.) plugging one pole
Locking lever	Can be retrofitted
Locking of plug-in connection	Locking lever
Note on locking system	All connectors for mounted installations (snap-in versions for lighting fixtures or devices, all types of PCB and distribution connectors) are factory-equipped with locking levers to ensure plugs and sockets are securely locked. Additional locking levers are only required for flying leads (plug/socket).

### Material data

Note (material data)	<a href="#">Information on material specifications can be found here</a>
Color	pink
Insulation material (main housing)	Polyamide (PA66)
Fire class per EN 50575	E <sub>ca</sub>
Contact material	Copper or copper alloy; surface-treated
Contact Plating	Tin
Fire load	0.21 MJ
Connector color	pink
Strain relief color	black
Sheathed cable color	gray
Printing color of sheathed cable	black
Halogen-free	No
Silicon-free	Yes
Sheath material	PVC
Rubber cable	No
Weight	338.2 g
Copper weight of the raw cable	0.072 kg/m

### Environmental requirements

Processing temperature	-5 ... +40 °C
Continuous operating temperature	-35 ... +85 °C
Note on continuous operating temperature	Cable for temperatures ≤ 70 °C (including halogen-free) Insulating parts for temperatures ≤ 105 °C

### Commercial data

PU (SPU)	1 pcs
Packaging type	unpacked
Country of origin	PL
GTIN	4055143519816
Customs tariff number	85444290900

**Product Classification**

UNSPSC	26121629
eCl@ss 10.0	27-44-06-04
eCl@ss 9.0	27-44-06-04
ETIM 9.0	EC002587
ETIM 10.0	EC002587
ECCN	NO US CLASSIFICATION

**Environmental Product Compliance**

RoHS Compliance Status	Compliant, No Exemption
------------------------	-------------------------

**Downloads**

**Environmental Product Compliance**

Compliance Search

Environmental Product Compliance 891-8995/106-207	<a href="#">↓</a>
--	-------------------

**Documentation**

Bid Text

891-8995/106-207	19.02.2019	xml 2.99 KB	<a href="#">↓</a>
891-8995/106-207	12.03.2015	doc 25.00 KB	<a href="#">↓</a>

**CAD/CAE-Data**

CAE data





EPLAN Data Portal 891-8995/106-207	<a href="#">↓</a>
---------------------------------------	-------------------

**1 Compatible Products**

**1.1 Required Accessories**

**1.1.1 Locking system**

**1.1.1.1 Locking system**

			
<a href="#">Item No.: 890-111</a> Locking lever; for flying leads; for tool operation; black	<a href="#">Item No.: 890-131</a> Locking lever; for flying leads; for tool operation; white	<a href="#">Item No.: 890-101</a> Locking lever; for manual operation; black	<a href="#">Item No.: 890-121</a> Locking lever; for manual operation; white

## 1.2 Optional Accessories

### 1.2.1 Cover

#### 1.2.1.1 Cover



**Item No.: 897-2003**

Protective cap; Type2; for sockets and plugs; PVC; red

## 1.2.2 Installation

### 1.2.2.1 Mounting accessories



**Item No.: 890-310**

Mounting carrier; 2- to 5-pole; for flying leads; black



**Item No.: 890-311**

Mounting carrier; 2- to 5-pole; for flying leads; white