Data sheet

SL4C 6 PE

Weidmüller Interface GmbH & Co. KG
Klingenbergstraße 26
D-32758 Detmold
Germany

www.weidmueller.com



To feed through power, signal, and data is the classical requirement in electrical engineering and panel building. The insulating material, the connection system and the design of the terminal blocks are the differentiating features. A feed-through terminal block is suitable for joining and/or connecting one or more conductors. They could have one or more connection levels that are on the same potential or insulated against one another.

General ordering data

Version	PE terminal, SNAP IN, Green/yellow, 6 mm², 1000 V, Number of connections: 4, Number of levels: 1, TS 35, V-0, Wemid
Order No.	3037460000
Type	SL4C 6 PE
GTIN (EAN)	4099987000307
Qty.	50 items

SL4C 6 PE

Weidmüller Interface GmbH & Co. KG
Klingenbergstraße 26
D-32758 Detmold
Germany

www.weidmueller.com

Technical data

Approvals

Approvals	
ROHS	Conform
UL File Number Search	UL Website
Certificate No. (cURus)	E60693

Dimensions and weights

Depth	57.6 mm	Depth (inches)	2.2677 inch
Depth including DIN rail	66.6 mm	Height	90.6 mm
Height (inches)	3.5669 inch	Width	8.2 mm
Width (inches)	0.3228 inch	Net weight	33.35 g

Temperatures

Storage temperature	-25 °C...60 °C	Ambient temperature	-5 °C...110 °C
Continuous operating temp., min.	-60 °C	Continuous operating temp., max.	130 °C

Environmental Product Compliance

RoHS Compliance Status	Compliant without exemption
REACH SVHC	No SVHC above 0.1 wt%

Material data

Basic material	Wemid	Colour	Green/yellow
Colour of operational elements	green	UL 94 flammability rating	V-0

System specifications

End cover plate required	Yes	Number of potentials	1
Number of levels	1	Number of clamping points per level	4
Number of potentials per tier	1	Levels cross-connected internally	No
PE connection	Yes	Mounting rail	TS 35
N-function	No	PE function	Yes
PEN function	No		

Additional technical data

Open sides	right	Type of fixing	Snap-on
Explosion-tested version	No	Type of mounting	TS 35

CSA rating data

Wire cross section max. (CSA)	8 AWG	Certificate No. (CSA)	1256475-213329
Wire cross section min. (CSA)	14 AWG		

Conductors for clamping (additional connection)

Connection type, additional connection	SNAP IN

SL4C 6 PE

Weidmüller Interface GmbH & Co. KG
Klingenbergstraße 26
D-32758 Detmold
Germany

www.weidmueller.com

Technical data

Conductors for clamping (rated connection)

Gauge to IEC 60947-1	A5	Wire connection cross section AWG, max.	AWG 8
Connection direction	on side	Stripping length	12 mm
Type of connection	SNAP IN	Number of connections	4
Clamping range, max.	10 mm²	Clamping range, min.	0.5 mm²
Blade size	1.0 x 5.5 mm	Wire connection cross section AWG, min.	AWG 20
Wire connection cross-section, finely stranded with wire-end ferrules DIN 46228/4, max.	6 mm²	Wire connection cross-section, finely stranded with wire-end ferrules DIN 46228/4, min.	1.5 mm²
Wire connection cross-section, finely stranded with wire-end ferrules DIN 46228/1, max.	6 mm²	Wire connection cross-section, finely stranded with wire-end ferrules DIN 46228/1, min.	1.5 mm²
Wire connection cross section, finely stranded, max.	10 mm²	Wire connection cross section, finely stranded, min.	1.5 mm²
Connection cross-section, stranded, max.	10 mm²	Connection cross-section, stranded, min.	0.5 mm²
Twin wire-end ferrules, max.	4 mm²	Twin wire-end ferrules, min.	1.5 mm²
Wire connection cross-section, solid core, max.	10 mm²	Wire connection cross-section, solid core, min.	0.5 mm²
Connection cross-section, finely stranded, min.	0.5 mm²		

General

Wire connection cross section AWG, max.	AWG 8	Wire connection cross section AWG, min.	AWG 20
Standards	IEC 60947-7-2	Mounting rail	TS 35

Rating data

Rated cross-section	6 mm²	Rated voltage to adjoining terminal	1000 V
Rated DC voltage	1000 V	Standards	IEC 60947-7-2
Volume resistance according to IEC 60947-7-x	0.78 mΩ	Rated impulse withstand voltage to adjacent terminal	8 kV
Power loss in accordance with IEC 60947-7-x	0.00 W	Surge voltage category	III
Pollution severity	3		

UL rating data

Wire cross section max. (cURus)	8 AWG	Certificate No. (cURus)	E60693
Wire cross section min. (cURus)	14 AWG		

Classifications

ETIM 8.0	EC000901	ETIM 9.0	EC000901
ETIM 10.0	EC000901	ECLASS 14.0	27-25-01-03
ECLASS 15.0	27-25-01-03		

Weidmüller Interface GmbH & Co. KG
Klingenbergstraße 26
D-32758 Detmold
Germany

www.weidmueller.com

Drawings

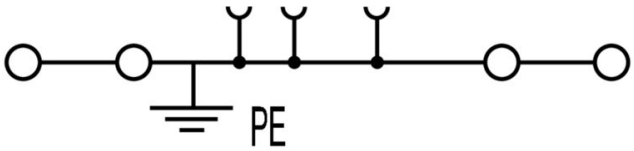

Weidmüller Interface GmbH & Co. KG
Klingenbergstraße 26
D-32758 Detmold
Germany

www.weidmueller.com

Accessories

Cross-connections

The distribution or multiplication of a potential to adjoining terminal blocks is realized via a cross-connection. Additional wiring effort can be easily avoided. Even if the poles are broken out, contact reliability in the terminal blocks is still ensured. Our portfolio offers pluggable and screwable cross-connection systems for modular terminal blocks.

General ordering data

Type	ZQV 6SL/10	Version
Order No.	3077620000	Cross-connector (terminal), Plugged, orange, 41 A, Number of poles:
GTIN (EAN)	4099987081825	10, Pitch in mm (P): 8.20, Insulated: Yes, Width: 80.3 mm
Qty.	10 ST	
Type	ZQV 6SL/2	Version
Order No.	3077580000	Cross-connector (terminal), Plugged, orange, 41 A, Number of poles:
GTIN (EAN)	4099987081788	2, Pitch in mm (P): 8.20, Insulated: Yes, Width: 14.7 mm
Qty.	25 ST	
Type	ZQV 6SL/3	Version
Order No.	3077590000	Cross-connector (terminal), Plugged, orange, 41 A, Number of poles:
GTIN (EAN)	4099987081795	3, Pitch in mm (P): 8.20, Insulated: Yes, Width: 22.9 mm
Qty.	25 ST	
Type	ZQV 6SL/4	Version
Order No.	3077600000	Cross-connector (terminal), Plugged, orange, 41 A, Number of poles:
GTIN (EAN)	4099987081801	4, Pitch in mm (P): 8.20, Insulated: Yes, Width: 31.1 mm
Qty.	25 ST	
Type	ZQV 6SL/5	Version
Order No.	3077610000	Cross-connector (terminal), Plugged, orange, 41 A, Number of poles:
GTIN (EAN)	4099987081818	5, Pitch in mm (P): 8.20, Insulated: Yes, Width: 39.3 mm
Qty.	25 ST	

End bracket



Weidmüller's range of products includes end brackets that guarantee a permanent, reliable mounting on the terminal rail and prevent sliding. Versions with and without screws are available. The end brackets include marking options, also for group markers, and also a test plug holder.

General ordering data

Type	AEB 35 SC/1	Version
Order No.	1991920000	A-series, End bracket
GTIN (EAN)	4050118376722	
Qty.	50 ST	

Weidmüller Interface GmbH & Co. KG
Klingenbergstraße 26
D-32758 Detmold
Germany

www.weidmueller.com

Accessories

Type	AEB 35 SC/1 BK	Version
Order No.	2475310000	A-series, End bracket
GTIN (EAN)	4050118487114	
Qty.	50 ST	
Type	AEB 35 SC/1 RM	Version
Order No.	3112300000	A-series, End bracket
GTIN (EAN)	4099987196413	
Qty.	50 ST	
Type	AEB 35 SCL/1 RM	Version
Order No.	3112310000	A-series, End bracket
GTIN (EAN)	4099987196420	
Qty.	20 ST	
Type	AEB 35 SCL/1 V0	Version
Order No.	2661280000	A-series, End bracket
GTIN (EAN)	4050118702163	
Qty.	20 ST	
Type	AEB 35 SCL/1 V0 BK	Version
Order No.	2661300000	A-series, End bracket
GTIN (EAN)	4050118702187	
Qty.	20 ST	
Type	AEB 35 SCL/1 V0 GY	Version
Order No.	2661290000	A-series, End bracket
GTIN (EAN)	4050118702170	
Qty.	20 ST	

End plates and partition plates

Partition plates and end plates are essential accessories for terminal blocks. Partition plates provide optical and electrical separation of different potentials and functional groups, increasing safety and ensuring a clear structure inside the control cabinet. End plates close the terminal block row on the sides, protect against contact with live parts, and ensure a clean, stable finish. Both components are precisely matched to the respective Weidmüller terminal block series, contributing to safe, compliant, and professional wiring.

General ordering data

Type	SLEP 4C 6	Version
Order No.	3037640000	End plate for terminals, dark beige, Height: 90.6 mm, Width: 2.2 mm,
GTIN (EAN)	4099987000420	V-0, Wemid, Snap-on: Yes
Qty.	50 ST	

Weidmüller Interface GmbH & Co. KG
Klingenbergstraße 26
D-32758 Detmold
Germany

www.weidmueller.com

Accessories

Blank



The Dekafix (DEK) marker is the universal marker for all conductor and plug-in connectors as well as for electronic sub-assemblies. The system is ideal for short number sequences and covers a wide range of ready-printed markers.
Strips for fast installation in only one work step. The printing is easy to read, rich in contrast and available in various widths.

- Large range of ready-to-use markers
- Strips for fast installation
- Terminal markers, suitable for all Weidmüller cable connectors
- Available as blank MultiCard or with standard printing

For custom printing: Please send us a file of our labeling software M-Print PRO or M-Print PRO Online (without installation) for your labeling specifications.

General ordering data

Type	DEK 5/8 MC NE WS	Version
Order No.	1856740000	Dekafix, Terminal marker, 5 x 8 mm, Pitch in mm (P): 8.00
GTIN (EAN)	4032248400850	Weidmueller, white
Qty.	800 ST	

Custom printing



The Dekafix (DEK) marker is the universal marker for all conductor and plug-in connectors as well as for electronic sub-assemblies. The system is ideal for short number sequences and covers a wide range of ready-printed markers.
Strips for fast installation in only one work step. The printing is easy to read, rich in contrast and available in various widths.

- Large range of ready-to-use markers
- Strips for fast installation
- Terminal markers, suitable for all Weidmüller cable connectors
- Available as blank MultiCard or with standard printing

For custom printing: Please send us a file of our labeling software M-Print PRO or M-Print PRO Online (without installation) for your labeling specifications.

General ordering data

Type	DEK 5/8 MC SDR	Version
Order No.	1856750000	Dekafix, Terminal marker, 5 x 8 mm, Pitch in mm (P): 8.00
GTIN (EAN)	4032248400867	Weidmueller, To customer specification
Qty.	160 ST	
Type	DEK 5/8 PLUS MC SDR	Version
Order No.	1046370000	Dekafix, Terminal marker, 5 x 8 mm, Pitch in mm (P): 8.00
GTIN (EAN)	4032248782079	Weidmueller, To customer specification
Qty.	160 ST	

Weidmüller Interface GmbH & Co. KG
Klingenbergstraße 26
D-32758 Detmold
Germany

www.weidmueller.com

Accessories

Plus



The Dekafix (DEK) marker is the universal marker for all conductor and plug-in connectors as well as for electronic sub-assemblies. The system is ideal for short number sequences and covers a wide range of ready-printed markers.
Strips for fast installation in only one work step. The printing is easy to read, rich in contrast and available in various widths.
- Large range of ready-to-use markers
- Strips for fast installation
- Terminal markers, suitable for all Weidmüller cable connectors
- Available as blank MultiCard or with standard printing

For custom printing: Please send us a file of our labeling software M-Print PRO or M-Print PRO Online (without installation) for your labeling specifications.

General ordering data

Type	DEK 5/8 PLUS MC NE WS	Version
Order No.	1046350000	Dekafix, Terminal marker, 5 x 8 mm, Pitch in mm (P): 8.00
GTIN (EAN)	4032248782055	Weidmueller, white
Qty.	800 ST	

DEK 5/8

WS/ DEK
MultiMark terminal markers use an innovative composite material made from two components. The hard base contour of the marker snaps securely into the connector. The elastic surface finish makes the marker easy to mount. This specially punched material enables the strips to be stretched to accommodate the slight variations in spacing that tend to add up, especially with long terminal blocks. Another advantage: the excellent printability of the surface material guarantees durable and wear-resistant labelling. A print resolution of 300 dpi also produces a very legible script.
Your benefits with MultiMark
- Firm hold and durable printing
- Continuous strips save installation time
- Easy mounting thanks to an innovative composite material
- Large label field for optimal legibility
- High flexibility thanks to manufacturer independence

General ordering data

Type	DEK 5/8 MM WS	Version
Order No.	2007130000	Dekafix, Terminal marker, 5 x 8 mm, Weidmueller, white
GTIN (EAN)	4050118392012	
Qty.	500 ST	

Weidmüller Interface GmbH & Co. KG
Klingenbergstraße 26
D-32758 Detmold
Germany

www.weidmueller.com

Accessories

WS 8/8

WS/ DEK
MultiMark terminal markers use an innovative composite material made from two components. The hard base contour of the marker snaps securely into the connector. The elastic surface finish makes the marker easy to mount. This specially punched material enables the strips to be stretched to accommodate the slight variations in spacing that tend to add up, especially with long terminal blocks. Another advantage: the excellent printability of the surface material guarantees durable and wear-resistant labelling. A print resolution of 300 dpi also produces a very legible script.
Your benefits with MultiMark
- Firm hold and durable printing
- Continuous strips save installation time
- Easy mounting thanks to an innovative composite material
- Large label field for optimal legibility
- High flexibility thanks to manufacturer independence

General ordering data

Type	WS-A 8/8 MM WS	Version
Order No.	2448930000	WS, Terminal marker, 8 x 8.1 mm, Weidmueller, white
GTIN (EAN)	4050118462982	
Qty.	500 ST	

Testadapter and testsockets



Test adapters and test plugs are used for the electrical connection between terminal blocks and the test equipment. In this way, an electrical contact can be established in the wired state and measurements can be done easily.

General ordering data

Type	FZS 2/4 RT/80 SAKT4	Version
Order No.	1276300000	Plug (terminal), Plug-in connection, 2 mm², Number of connections: 2,
GTIN (EAN)	4008190026080	Number of poles: 1, Width: 9 mm
Qty.	20 ST	