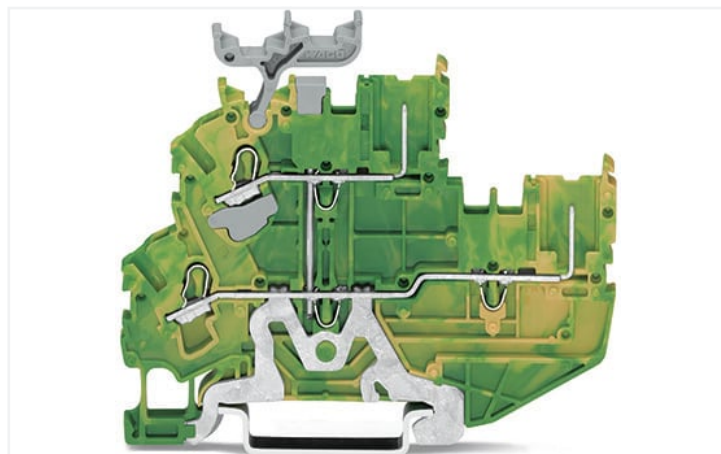
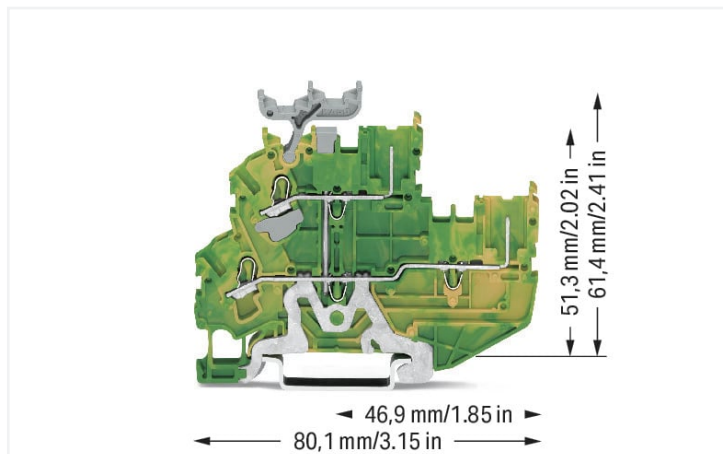


## Data Sheet | Item Number: 2022-2237

2-conductor/2-pin, double-deck carrier terminal block; 2-conductor/2-pin ground terminal block; 2.5 mm<sup>2</sup>; PE; internal commoning; for DIN-rail 35 x 15 and 35 x 7.5; Push-in CAGE CLAMP®; 2,50 mm<sup>2</sup>; green-yellow

<https://www.wago.com/2022-2237>



Color: ■ green-yellow

### Electrical data

Ratings per	IEC/EN 60947-7-2		
Overtoltage category	III	III	II
Pollution degree	3	2	2
Nominal voltage	-	-	-
Rated surge voltage	-	-	-
Rated current	-	-	-

### Connection data

Connection points	2
Female plug slots	2
Total number of potentials	1
Number of levels	2
Number of jumper slots	3
Number of jumper slots (rank)	2

### Connection 1

Connection technology	Push-in CAGE CLAMP®
Actuation type	Operating tool
Connectable conductor materials	Copper
Nominal cross-section	2.5 mm <sup>2</sup>
Solid conductor	0.25 ... 4 mm <sup>2</sup> / 22 ... 12 AWG
Solid conductor; push-in termination	0.75 ... 4 mm <sup>2</sup> / 18 ... 12 AWG
Fine-stranded conductor	0.25 ... 4 mm <sup>2</sup> / 22 ... 12 AWG
Fine-stranded conductor; with insulated ferrule	0.25 ... 2.5 mm <sup>2</sup> / 22 ... 14 AWG
Fine-stranded conductor; with ferrule; push-in termination	1 ... 2.5 mm <sup>2</sup> / 18 ... 14 AWG
Note (conductor cross-section)	Depending on the conductor characteristic, a conductor with a smaller cross-section can also be inserted via push-in termination.
Strip length	10 ... 12 mm / 0.39 ... 0.47 inches
Wiring direction	Front-entry wiring

### Physical data

Width	5.2 mm / 0.205 inches
Height	80.1 mm / 3.154 inches
Depth from upper-edge of DIN-rail	61.4 mm / 2.417 inches

### Mechanical data

Potential marking	PE
Design	horizontal type
Mounting type	DIN-35 rail
Marking level	Side marking

### Material data

Note (material data)	<a href="https://www.wago.com/us/material-specifications">Information on material specifications can be found here</a>
Color	green-yellow
Material group	I
Insulation material	Polyamide (PA66)
Flammability class per UL94	V0
Fire load	0.276 MJ
Weight	15.3 g

### Environmental requirements

Processing temperature	-35 ... +85 °C
Continuous operating temperature	-60 ... +105 °C

### Commercial data

Product Group	18 (X-COM-System)
eCl@ss 10.0	27-14-11-41
eCl@ss 9.0	27-14-11-41
ETIM 8.0	EC000901
ETIM 7.0	EC000901
PU (SPU)	50 pcs
Packaging type	Box
Country of origin	CN
GTIN	4055143265768
Customs tariff number	85366990990

### Environmental Product Compliance

RoHS Compliance Status	Compliant, No Exemption
------------------------	-------------------------

### Approvals / Certificates

#### General approvals



Approval	Standard	Certificate Name
CSA DEKRA Certification B.V.	C22.2 No. 158	2437422
KEMA/KEUR DEKRA Certification B.V.	EN 60947	71-116567
UL Underwriters Laboratories Inc.	UL 1059	E45172

#### Declarations of conformity and manufacturer's declarations

Approval	Standard	Certificate Name
EU-Declaration of Confor- mity WAGO GmbH & Co. KG	-	-
UK-Declaration of Confor- mity WAGO GmbH & Co. KG	-	-

#### Approvals for marine applications



Approval	Standard	Certificate Name
ABS American Bureau of Ship- ping	EN 60947	20-HG1941090-PDA
BV Bureau Veritas S.A.	EN 60947	38586/B0 BV
DNV GL Det Norske Veritas, Ger- manischer Lloyd	-	TAE00001V2
LR Lloyds Register	EN 60947	91/20112 (E9)

### Downloads

#### Environmental Product Compliance

##### Compliance Search

Environmental Product  
Compliance 2022-2237



### Documentation

#### Additional Information

Technical Section	pdf 2240.62 KB	
-------------------	-------------------	--

#### Bid Text

2022-2237	19.02.2019	xml 3.91 KB	
2022-2237	14.05.2019	docx 15.44 KB	

**CAD/CAE-Data**

CAD data	CAE data
2D/3D Models 2022-2237	EPLAN Data Portal 2022-2237
	WSCAD Universe 2022-2237
	ZUKEN Portal 2022-2237

**1 Compatible Products**

**1.1 System counterpart**

**1.1.1 Female connector/socket**



**Item No.: 2022-101**  
 1-conductor female connector; Push-in CAGE CLAMP®; 4 mm²; Pin spacing 5.2 mm; 1-pole; 4,00 mm²; gray

**1.2 Required Accessories**

**1.2.1 End plate**

**1.2.1.1 End plate**



**Item No.: 2022-2291**  
 End and intermediate plate; 1 mm thick; gray



**Item No.: 2022-2292**  
 End and intermediate plate; 1 mm thick; orange

**1.3 Optional Accessories**

**1.3.1 Coding**

**1.3.1.1 Coding**



**Item No.: 2022-100**  
 Carrier with 6 coding pins; for coding of female plugs; orange

### 1.3.2 DIN-rail

#### 1.3.2.1 Mounting accessories



**Item No.: 210-196**

Aluminum carrier rail; 35 x 8.2 mm; 1.6 mm thick; 2 m long; unslotted; similar to EN 60715; silver-colored



**Item No.: 210-198**

Copper carrier rail; 35 x 15 mm; 2.3 mm thick; 2 m long; unslotted; according to EN 60715; copper-colored



**Item No.: 210-508**

Steel carrier rail; 35 x 15 mm; 1.5 mm thick; 2 m long; slotted; galvanized; similar to EN 60715; silver-colored



**Item No.: 210-197**

Steel carrier rail; 35 x 15 mm; 1.5 mm thick; 2 m long; slotted; similar to EN 60715; silver-colored



**Item No.: 210-506**

Steel carrier rail; 35 x 15 mm; 1.5 mm thick; 2 m long; unslotted; galvanized; similar to EN 60715; silver-colored



**Item No.: 210-114**

Steel carrier rail; 35 x 15 mm; 1.5 mm thick; 2 m long; unslotted; similar to EN 60715; silver-colored



**Item No.: 210-118**

Steel carrier rail; 35 x 15 mm; 2.3 mm thick; 2 m long; unslotted; according to EN 60715; silver-colored



**Item No.: 210-115**

Steel carrier rail; 35 x 7.5 mm; 1 mm thick; 2 m long; slotted; according to EN 60715; "Hole width 18 mm; silver-colored



**Item No.: 210-112**

Steel carrier rail; 35 x 7.5 mm; 1 mm thick; 2 m long; slotted; according to EN 60715; "Hole width 25 mm; silver-colored



**Item No.: 210-504**

Steel carrier rail; 35 x 7.5 mm; 1 mm thick; 2 m long; slotted; galvanized; according to EN 60715; silver-colored



**Item No.: 210-113**

Steel carrier rail; 35 x 7.5 mm; 1 mm thick; 2 m long; unslotted; according to EN 60715; silver-colored



**Item No.: 210-505**

Steel carrier rail; 35 x 7.5 mm; 1 mm thick; 2 m long; unslotted; galvanized; according to EN 60715; silver-colored

### 1.3.3 Ferrule

#### 1.3.3.1 Ferrule



**Item No.: 216-241**

Ferrule; Sleeve for 0.5 mm<sup>2</sup> / 20 AWG; insulated; electro-tin plated; electrolytic copper; gastight crimped; acc. to DIN 46228, Part 4/09.90; white



**Item No.: 216-242**

Ferrule; Sleeve for 0.75 mm<sup>2</sup> / 18 AWG; insulated; electro-tin plated; electrolytic copper; gastight crimped; acc. to DIN 46228, Part 4/09.90; gray



**Item No.: 216-262**

Ferrule; Sleeve for 0.75 mm<sup>2</sup> / 18 AWG; insulated; electro-tin plated; electrolytic copper; gastight crimped; acc. to DIN 46228, Part 4/09.90; gray



**Item No.: 216-243**

Ferrule; Sleeve for 1 mm<sup>2</sup> / AWG 18; insulated; electro-tin plated; electrolytic copper; gastight crimped; acc. to DIN 46228, Part 4/09.90; red



**Item No.: 216-263**

Ferrule; Sleeve for 1 mm<sup>2</sup> / AWG 18; insulated; electro-tin plated; electrolytic copper; gastight crimped; acc. to DIN 46228, Part 4/09.90; red



**Item No.: 216-244**

Ferrule; Sleeve for 1.5 mm<sup>2</sup> / AWG 16; insulated; electro-tin plated; electrolytic copper; gastight crimped; acc. to DIN 46228, Part 4/09.90; black



**Item No.: 216-264**

Ferrule; Sleeve for 1.5 mm<sup>2</sup> / AWG 16; insulated; electro-tin plated; electrolytic copper; gastight crimped; acc. to DIN 46228, Part 4/09.90; black



**Item No.: 216-284**

Ferrule; Sleeve for 1.5 mm<sup>2</sup> / AWG 16; insulated; electro-tin plated; electrolytic copper; gastight crimped; acc. to DIN 46228, Part 4/09.90; black



**Item No.: 216-246**

Ferrule; Sleeve for 2.5 mm<sup>2</sup> / AWG 14; insulated; electro-tin plated; electrolytic copper; gastight crimped; acc. to DIN 46228, Part 4/09.90; blue



**Item No.: 216-266**

Ferrule; Sleeve for 2.5 mm<sup>2</sup> / AWG 14; insulated; electro-tin plated; electrolytic copper; gastight crimped; acc. to DIN 46228, Part 4/09.90; blue



**Item No.: 216-286**

Ferrule; Sleeve for 2.5 mm<sup>2</sup> / AWG 14; insulated; electro-tin plated; electrolytic copper; gastight crimped; acc. to DIN 46228, Part 4/09.90; blue

### 1.3.4 Insulation stop

#### 1.3.4.1 Insulation stop



**Item No.: 2002-171**

Insulation stop; 0.25 - 0.5 mm<sup>2</sup>; 5 pieces/strip; light gray













**Item No.: 2002-172**

Insulation stop; 0.75 - 1 mm<sup>2</sup>; 5 pieces/strip; dark gray

1.3.5 Jumper

1.3.5.1 Jumper

 <b>Item No.: 2022-400</b> Continuous jumper; 2-way; insulated; light gray	 <b>Item No.: 2022-423/000-006</b> Continuous jumper; from 1 to 3; insulated; blue	 <b>Item No.: 2022-423</b> Continuous jumper; from 1 to 3; insulated; light gray	 <b>Item No.: 2022-423/000-005</b> Continuous jumper; from 1 to 3; insulated; red
 <b>Item No.: 2022-424/000-006</b> Continuous jumper; from 1 to 4; insulated; blue	 <b>Item No.: 2022-424</b> Continuous jumper; from 1 to 4; insulated; light gray	 <b>Item No.: 2022-424/000-005</b> Continuous jumper; from 1 to 4; insulated; red	 <b>Item No.: 2022-406/020-000</b> Delta jumper; insulated; light gray
 <b>Item No.: 2022-410/000-006</b> Jumper; 10-way; insulated; blue	 <b>Item No.: 2022-410</b> Jumper; 10-way; insulated; light gray	 <b>Item No.: 2022-410/000-005</b> Jumper; 10-way; insulated; red	 <b>Item No.: 2022-402/000-006</b> Jumper; 2-way; insulated; blue
 <b>Item No.: 2022-402</b> Jumper; 2-way; insulated; light gray	 <b>Item No.: 2022-402/000-005</b> Jumper; 2-way; insulated; red	 <b>Item No.: 2022-403/000-006</b> Jumper; 3-way; insulated; blue	 <b>Item No.: 2022-403</b> Jumper; 3-way; insulated; light gray
 <b>Item No.: 2022-403/000-005</b> Jumper; 3-way; insulated; red	 <b>Item No.: 2022-404/000-006</b> Jumper; 4-way; insulated; blue	 <b>Item No.: 2022-404</b> Jumper; 4-way; insulated; light gray	 <b>Item No.: 2022-404/000-005</b> Jumper; 4-way; insulated; red
 <b>Item No.: 2022-405/000-006</b> Jumper; 5-way; insulated; blue	 <b>Item No.: 2022-405</b> Jumper; 5-way; insulated; light gray	 <b>Item No.: 2022-405/000-005</b> Jumper; 5-way; insulated; red	 <b>Item No.: 2022-406/000-006</b> Jumper; 6-way; insulated; blue
 <b>Item No.: 2022-406</b> Jumper; 6-way; insulated; light gray	 <b>Item No.: 2022-406/000-005</b> Jumper; 6-way; insulated; red	 <b>Item No.: 2022-407/000-006</b> Jumper; 7-way; insulated; blue	 <b>Item No.: 2022-407</b> Jumper; 7-way; insulated; light gray
 <b>Item No.: 2022-407/000-005</b> Jumper; 7-way; insulated; red	 <b>Item No.: 2022-408/000-006</b> Jumper; 8-way; insulated; blue	 <b>Item No.: 2022-408</b> Jumper; 8-way; insulated; light gray	 <b>Item No.: 2022-408/000-005</b> Jumper; 8-way; insulated; red
 <b>Item No.: 2022-409/000-006</b> Jumper; 9-way; insulated; blue	 <b>Item No.: 2022-409</b> Jumper; 9-way; insulated; light gray	 <b>Item No.: 2022-409/000-005</b> Jumper; 9-way; insulated; red	 <b>Item No.: 2022-440</b> Jumper; from 1 to 10; insulated; light gray
 <b>Item No.: 2022-433</b> Jumper; from 1 to 3; insulated; light gray	 <b>Item No.: 2022-434</b> Jumper; from 1 to 4; insulated; light gray	 <b>Item No.: 2022-435</b> Jumper; from 1 to 5; insulated; light gray	 <b>Item No.: 2022-436</b> Jumper; from 1 to 6; insulated; light gray
 <b>Item No.: 2022-437</b> Jumper; from 1 to 7; insulated; light gray	 <b>Item No.: 2022-438</b> Jumper; from 1 to 8; insulated; light gray	 <b>Item No.: 2022-439</b> Jumper; from 1 to 9; insulated; light gray	 <b>Item No.: 2022-480</b> Staggered jumper; 10-way; insulated; light gray
 <b>Item No.: 2022-481</b> Staggered jumper; 11-way; insulated; light gray	 <b>Item No.: 2022-482</b> Staggered jumper; 12-way; insulated; light gray	 <b>Item No.: 2022-473/011-000</b> Staggered jumper; 2-way; from 1 to 3; insulated; light gray	 <b>Item No.: 2022-472</b> Staggered jumper; 2-way; insulated; light gray
 <b>Item No.: 2022-473</b> Staggered jumper; 3-way; insulated; light gray	 <b>Item No.: 2022-475/011-000</b> Staggered jumper; 3-way; insulated; light gray	 <b>Item No.: 2022-474</b> Staggered jumper; 4-way; insulated; light gray	 <b>Item No.: 2022-475</b> Staggered jumper; 5-way; insulated; light gray
 <b>Item No.: 2022-476</b> Staggered jumper; 6-way; insulated; light gray	 <b>Item No.: 2022-477</b> Staggered jumper; 7-way; insulated; light gray	 <b>Item No.: 2022-478</b> Staggered jumper; 8-way; insulated; light gray	 <b>Item No.: 2022-479</b> Staggered jumper; 9-way; insulated; light gray

1.3.5.1 Jumper



**Item No.: 2002-477/011-000**  
Staggered jumper; insulated; light gray



**Item No.: 2002-479/011-000**  
Staggered jumper; insulated; light gray



**Item No.: 2002-481/011-000**  
Staggered jumper; insulated; light gray



**Item No.: 2002-405/011-000**  
Star point jumper; 3-way; insulated; light gray



**Item No.: 210-103**  
Wire commoning chain; insulated; black



**Item No.: 210-123**  
Wire commoning chain; insulated; blue

1.3.6 Marking

1.3.6.1 Marker



**Item No.: 2009-145**  
Mini-WSB Inline; for Smart Printer; 1700 pieces on roll; stretchable 5 - 5.2 mm; plain; snap-on type; white



**Item No.: 248-501**  
Mini-WSB marking card; as card; not stretchable; plain; snap-on type; white



**Item No.: 793-5501**  
WMB marking card; as card; for terminal block width 5 - 17.5 mm; stretchable 5 - 5.2 mm; plain; snap-on type; white



**Item No.: 2009-115**  
WMB-Inline; for Smart Printer; 1500 pieces on roll; stretchable 5 - 5.2 mm; plain; snap-on type; white

1.3.6.2 Marker carrier



**Item No.: 2009-198**  
Adaptor; gray

1.3.6.3 Marking strip



**Item No.: 2009-110**  
Marking strips; for Smart Printer; on reel; not stretchable; plain; snap-on type; white

1.3.7 Protective warning marker

1.3.7.1 Cover



**Item No.: 2002-115**  
Protective warning marker; for 5 terminal blocks; with high-voltage symbol, black; yellow

1.3.8 Push-in type wire jumper

1.3.8.1 Jumper



**Item No.: 2009-414**  
Push-in type wire jumper; 1.5 mm²; insulated; 110 mm long; black



**Item No.: 2009-414/000-005**  
Push-in type wire jumper; 1.5 mm²; insulated; 110 mm long; black



**Item No.: 2009-416**  
Push-in type wire jumper; 1.5 mm²; insulated; 250 mm long; black



**Item No.: 2009-414/000-006**  
Push-in type wire jumper; insulated; 110 mm long; black



**Item No.: 2009-412**  
Push-in type wire jumper; insulated; 60 mm long; black

### 1.3.9 Screwless end stop

#### 1.3.9.1 Mounting accessories



**Item No.: 249-117**

Screwless end stop; 10 mm wide; for DIN-rail 35 x 15 and 35 x 7.5; gray



**Item No.: 249-116**

Screwless end stop; 6 mm wide; for DIN-rail 35 x 15 and 35 x 7.5; gray

### 1.3.10 Test and measurement

#### 1.3.10.1 Testing accessories



**Item No.: 859-500**

WAGO Test pin; 1 mm Ø; 30 V AC / 60 V DC; CAT0; 1 A; 10 mm uninsulated; Test lead for soldering up to 0,5mm<sup>2</sup>

### 1.3.11 Tool

#### 1.3.11.1 Operating tool




**Item No.: 210-720**

Operating tool; Blade: 3.5 x 0.5 mm; with a partially insulated shaft; multicoloured

## Installation Notes

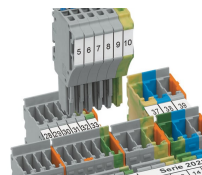
### Coding



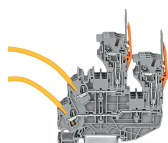
Insert coding pin into the corresponding slot and twist it off.



Coding a female plug: remove coding finger using a suitable tool.



Insert coded female plug into X-COM®S-SYSTEM terminal block assembly.




**1-conductor female plug**


Double-deck carrier terminal blocks can be commoned via 2002 Series Push-In Type Jumper Bars and tested via 859-500 Test Pin.




Marking



Clear marking via large marking area



Group marking with height-adjustable group marker carrier (2009-163)



Marking via marker carrier (2009-198)