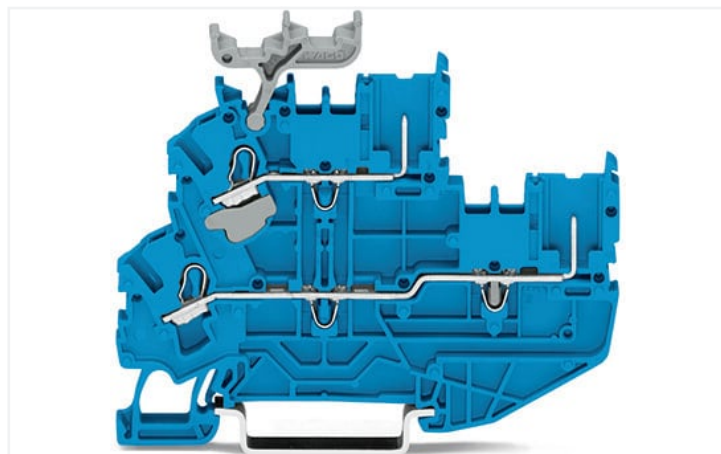
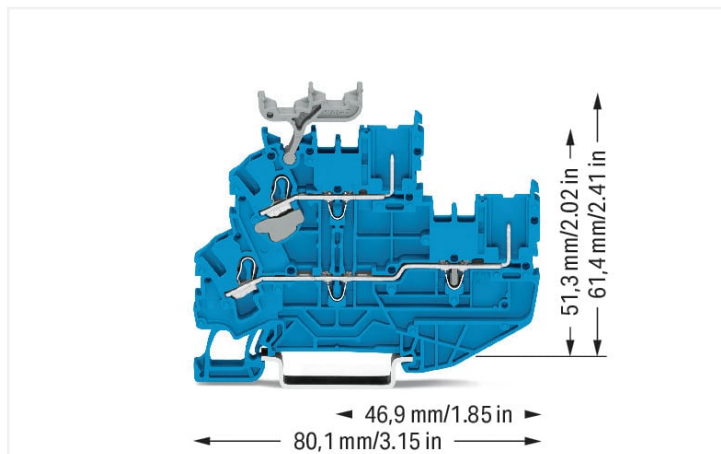


Data Sheet | Item Number: 2022-2234/999-953

1-conductor/1-pin double deck receptacle terminal block; Through/through terminal block; 2.5 mm²; N/N; with marker carrier; suitable for Ex nA applications; for DIN-rail 35 x 15 and 35 x 7.5; Push-in CAGE CLAMP®; 2,50 mm²; blue



<https://www.wago.com/2022-2234/999-953>



Color: ■ blue

Electrical data

| Ratings per | IEC/EN 60947-7-1 | | |
|----------------------|------------------|-----|----|
| Overtoltage category | III | III | II |
| Pollution degree | 3 | 2 | 2 |
| Nominal voltage | - | - | - |
| Rated surge voltage | - | - | - |
| Rated current | - | - | - |

| Approvals per | UL 1059 | | |
|---------------|---------|-------|---|
| Use group | B | C | D |
| Rated voltage | 600 V | 600 V | - |
| Rated current | 20 A | 20 A | - |

| Approvals per | CSA 22.2 No 158 | | |
|---------------|-----------------|-------|---|
| Use group | B | C | D |
| Rated voltage | - | 600 V | - |
| Rated current | - | 20 A | - |

| Ex information | |
|----------------------------|-------|
| Rated voltage EN (Ex e II) | 630 V |

Power Loss

| | |
|--|-----------|
| Power loss, per pole (potential) | 0.532 W |
| Rated current I_N for specified power loss | 20 A |
| Resistance value for specified, current-dependent power loss | 0.00133 Ω |

Connection data

| | |
|----------------------------|---|
| Connection points | 2 |
| Female plug slots | 2 |
| Total number of potentials | 2 |
| Number of levels | 2 |

| Connection 1 | |
|--|--|
| Connection technology | Push-in CAGE CLAMP® |
| Actuation type | Operating tool |
| Connectable conductor materials | Copper |
| Nominal cross-section | 2.5 mm ² |
| Solid conductor | 0.25 ... 4 mm ² / 22 ... 12 AWG |
| Solid conductor; push-in termination | 0.75 ... 4 mm ² / 18 ... 12 AWG |
| Fine-stranded conductor | 0.25 ... 4 mm ² / 22 ... 12 AWG |
| Fine-stranded conductor; with insulated ferrule | 0.25 ... 2.5 mm ² / 22 ... 14 AWG |
| Fine-stranded conductor; with ferrule; push-in termination | 1 ... 2.5 mm ² / 18 ... 14 AWG |

Connection 1

| | |
|--------------------------------|---|
| Note (conductor cross-section) | Depending on the conductor characteristic, a conductor with a smaller cross-section can also be inserted via push-in termination. |
| Strip length | 10 ... 12 mm / 0.39 ... 0.47 inches |
| Wiring direction | Front-entry wiring |

Physical data

| | |
|-----------------------------------|------------------------|
| Width | 5.2 mm / 0.205 inches |
| Height | 80.1 mm / 3.154 inches |
| Depth from upper-edge of DIN-rail | 61.4 mm / 2.417 inches |

Mechanical data

| | |
|-------------------|-----------------|
| Potential marking | N/N |
| Design | horizontal type |
| Mounting type | DIN-35 rail |
| Marking level | Side marking |

Material data

| | |
|-----------------------------|--|
| Note (material data) | Information on material specifications can be found here |
| Color | blue |
| Material group | I |
| Insulation material | Polyamide (PA66) |
| Flammability class per UL94 | V0 |
| Fire load | 0.267 MJ |
| Weight | 12 g |

Environmental requirements

| | |
|----------------------------------|-----------------|
| Processing temperature | -35 ... +85 °C |
| Continuous operating temperature | -60 ... +105 °C |

Commercial data

| | |
|-----------------------|---------------|
| eCl@ss 10.0 | 27-14-11-20 |
| eCl@ss 9.0 | 27-14-11-20 |
| ETIM 8.0 | EC000897 |
| ETIM 7.0 | EC000897 |
| PU (SPU) | 50 pcs |
| Packaging type | Box |
| Country of origin | DE |
| GTIN | 4055143299411 |
| Customs tariff number | 85366990990 |

Environmental Product Compliance

| | |
|------------------------|-------------------------|
| RoHS Compliance Status | Compliant, No Exemption |
|------------------------|-------------------------|

Approvals / Certificates

General approvals **Declarations of conformity and manufacturer's declarations**



| Approval | Standard | Certificate Name |
|---------------------------------------|---------------|------------------|
| CSA DEKRA Certification B.V. | C22.2 No. 158 | 2437422 |
| KEMA/KEUR DEKRA Certification B.V. | EN 60947 | 71-116567 |
| UL Underwriters Laboratories Inc. | UL 1059 | E45172 |

| Approval | Standard | Certificate Name |
|--|----------|------------------|
| EU-Declaration of Conformity WAGO GmbH & Co. KG | - | - |
| UK-Declaration of Conformity WAGO GmbH & Co. KG | - | - |

Approvals for hazardous areas



| Approval | Standard | Certificate Name |
|--|----------------|---|
| ATEX Physikalisch Technische Bundesanstalt | EN IEC 60079-0 | PTB 13 ATEX 1004 U (II 3 G Ex ec II C Gc) |
| CCC CNEX | GB/T 3836.3 | 2020312313000255 (Ex ec IIC Gc) |
| EAC Brjansker Zertifizierungsstelle | TP TC 012/2011 | RU C-DE.AM02. B.00127/19 (Ex nA IIC Gc U) |
| IECEX Physikalisch Technische Bundesanstalt | IEC 60079-0 | IECEX PTB 13.0004U (Ex ec IIC Gc) |

Downloads

Environmental Product Compliance





| | |
|---|-------------------|
| Compliance Search | |
| Environmental Product Compliance 2022-2234/999-953 | ↓ |

Documentation

| | |
|------------------------|-------------------------------------|
| Additional Information | |
| Technical Section | pdf 2240.62 KB ↓ |

| | | | |
|-------------------|------------|------------------|-------------------|
| Bid Text | | | |
| 2022-2234/999-953 | 17.05.2019 | xml 4.26 KB | ↓ |
| 2022-2234/999-953 | 14.05.2019 | docx 15.53 KB | ↓ |

CAD/CAE-Data

| CAD data | CAE data |
|---|--|
| 2D/3D Models 2022-2234/999-953  | EPLAN Data Portal 2022-2234/999-953  |
| | WSCAD Universe 2022-2234/999-953  |
| | ZUKEN Portal 2022-2234/999-953  |

1 Compatible Products

1.1 System counterpart

1.1.1 Female connector/socket

**Item No.: 2022-102/999-953**

1-conductor female connector; Push-in CAGE CLAMP®; 4 mm²; Pin spacing 5.2 mm; 2-pole; Centered locking levers; 4,00 mm²; gray

1.2 Required Accessories

1.2.1 End plate

1.2.1.1 End plate

**Item No.: 2022-2291**

End and intermediate plate; 1 mm thick; gray

**Item No.: 2022-2292**

End and intermediate plate; 1 mm thick; orange

1.3 Optional Accessories

1.3.1 Coding

1.3.1.1 Coding

**Item No.: 2022-100**

Carrier with 6 coding pins; for coding of female plugs; orange

1.3.2 DIN-rail

1.3.2.1 Mounting accessories



Item No.: 210-196

Aluminum carrier rail; 35 x 8.2 mm; 1.6 mm thick; 2 m long; unslotted; similar to EN 60715; silver-colored



Item No.: 210-198

Copper carrier rail; 35 x 15 mm; 2.3 mm thick; 2 m long; unslotted; according to EN 60715; copper-colored



Item No.: 210-508

Steel carrier rail; 35 x 15 mm; 1.5 mm thick; 2 m long; slotted; galvanized; similar to EN 60715; silver-colored



Item No.: 210-197

Steel carrier rail; 35 x 15 mm; 1.5 mm thick; 2 m long; slotted; similar to EN 60715; silver-colored



Item No.: 210-506

Steel carrier rail; 35 x 15 mm; 1.5 mm thick; 2 m long; unslotted; galvanized; similar to EN 60715; silver-colored



Item No.: 210-114

Steel carrier rail; 35 x 15 mm; 1.5 mm thick; 2 m long; unslotted; similar to EN 60715; silver-colored



Item No.: 210-118

Steel carrier rail; 35 x 15 mm; 2.3 mm thick; 2 m long; unslotted; according to EN 60715; silver-colored



Item No.: 210-115

Steel carrier rail; 35 x 7.5 mm; 1 mm thick; 2 m long; slotted; according to EN 60715; "Hole width 18 mm; silver-colored



Item No.: 210-112

Steel carrier rail; 35 x 7.5 mm; 1 mm thick; 2 m long; slotted; according to EN 60715; "Hole width 25 mm; silver-colored



Item No.: 210-504

Steel carrier rail; 35 x 7.5 mm; 1 mm thick; 2 m long; slotted; galvanized; according to EN 60715; silver-colored



Item No.: 210-113

Steel carrier rail; 35 x 7.5 mm; 1 mm thick; 2 m long; unslotted; according to EN 60715; silver-colored



Item No.: 210-505

Steel carrier rail; 35 x 7.5 mm; 1 mm thick; 2 m long; unslotted; galvanized; according to EN 60715; silver-colored

1.3.3 Ferrule

1.3.3.1 Ferrule



Item No.: 216-241

Ferrule; Sleeve for 0.5 mm² / 20 AWG; insulated; electro-tin plated; electrolytic copper; gastight crimped; acc. to DIN 46228, Part 4/09.90; white



Item No.: 216-242

Ferrule; Sleeve for 0.75 mm² / 18 AWG; insulated; electro-tin plated; electrolytic copper; gastight crimped; acc. to DIN 46228, Part 4/09.90; gray



Item No.: 216-262

Ferrule; Sleeve for 0.75 mm² / 18 AWG; insulated; electro-tin plated; electrolytic copper; gastight crimped; acc. to DIN 46228, Part 4/09.90; gray



Item No.: 216-243

Ferrule; Sleeve for 1 mm² / AWG 18; insulated; electro-tin plated; electrolytic copper; gastight crimped; acc. to DIN 46228, Part 4/09.90; red



Item No.: 216-263

Ferrule; Sleeve for 1 mm² / AWG 18; insulated; electro-tin plated; electrolytic copper; gastight crimped; acc. to DIN 46228, Part 4/09.90; red



Item No.: 216-244

Ferrule; Sleeve for 1.5 mm² / AWG 16; insulated; electro-tin plated; electrolytic copper; gastight crimped; acc. to DIN 46228, Part 4/09.90; black



Item No.: 216-264

Ferrule; Sleeve for 1.5 mm² / AWG 16; insulated; electro-tin plated; electrolytic copper; gastight crimped; acc. to DIN 46228, Part 4/09.90; black



Item No.: 216-284

Ferrule; Sleeve for 1.5 mm² / AWG 16; insulated; electro-tin plated; electrolytic copper; gastight crimped; acc. to DIN 46228, Part 4/09.90; black



Item No.: 216-246

Ferrule; Sleeve for 2.5 mm² / AWG 14; insulated; electro-tin plated; electrolytic copper; gastight crimped; acc. to DIN 46228, Part 4/09.90; blue



Item No.: 216-266

Ferrule; Sleeve for 2.5 mm² / AWG 14; insulated; electro-tin plated; electrolytic copper; gastight crimped; acc. to DIN 46228, Part 4/09.90; blue



Item No.: 216-286

Ferrule; Sleeve for 2.5 mm² / AWG 14; insulated; electro-tin plated; electrolytic copper; gastight crimped; acc. to DIN 46228, Part 4/09.90; blue

1.3.4 Insulation stop

1.3.4.1 Insulation stop



Item No.: 2002-171

Insulation stop; 0.25 - 0.5 mm²; 5 pieces/strip; light gray

















Item No.: 2002-172

Insulation stop; 0.75 - 1 mm²; 5 pieces/strip; dark gray

1.3.5 Jumper

1.3.5.1 Jumper

| | | | |
|---|--|--|--|
|  Item No.: 2002-400 Continuous jumper; 2-way; insulated; light gray |  Item No.: 2002-423/000-006 Continuous jumper; from 1 to 3; insulated; blue |  Item No.: 2002-423 Continuous jumper; from 1 to 3; insulated; light gray |  Item No.: 2002-423/000-005 Continuous jumper; from 1 to 3; insulated; red |
|  Item No.: 2002-424/000-006 Continuous jumper; from 1 to 4; insulated; blue |  Item No.: 2002-424 Continuous jumper; from 1 to 4; insulated; light gray |  Item No.: 2002-424/000-005 Continuous jumper; from 1 to 4; insulated; red |  Item No.: 2002-406/020-000 Delta jumper; insulated; light gray |
|  Item No.: 2002-410/000-006 Jumper; 10-way; insulated; blue |  Item No.: 2002-410 Jumper; 10-way; insulated; light gray |  Item No.: 2002-410/000-005 Jumper; 10-way; insulated; red |  Item No.: 2002-402/000-006 Jumper; 2-way; insulated; blue |
|  Item No.: 2002-402 Jumper; 2-way; insulated; light gray |  Item No.: 2002-402/000-005 Jumper; 2-way; insulated; red |  Item No.: 2002-403/000-006 Jumper; 3-way; insulated; blue |  Item No.: 2002-403 Jumper; 3-way; insulated; light gray |
|  Item No.: 2002-403/000-005 Jumper; 3-way; insulated; red |  Item No.: 2002-404/000-006 Jumper; 4-way; insulated; blue |  Item No.: 2002-404 Jumper; 4-way; insulated; light gray |  Item No.: 2002-404/000-005 Jumper; 4-way; insulated; red |
|  Item No.: 2002-405/000-006 Jumper; 5-way; insulated; blue |  Item No.: 2002-405 Jumper; 5-way; insulated; light gray |  Item No.: 2002-405/000-005 Jumper; 5-way; insulated; red |  Item No.: 2002-406/000-006 Jumper; 6-way; insulated; blue |
|  Item No.: 2002-406 Jumper; 6-way; insulated; light gray |  Item No.: 2002-406/000-005 Jumper; 6-way; insulated; red |  Item No.: 2002-407/000-006 Jumper; 7-way; insulated; blue |  Item No.: 2002-407 Jumper; 7-way; insulated; light gray |
|  Item No.: 2002-407/000-005 Jumper; 7-way; insulated; red |  Item No.: 2002-408/000-006 Jumper; 8-way; insulated; blue |  Item No.: 2002-408 Jumper; 8-way; insulated; light gray |  Item No.: 2002-408/000-005 Jumper; 8-way; insulated; red |
|  Item No.: 2002-409/000-006 Jumper; 9-way; insulated; blue |  Item No.: 2002-409 Jumper; 9-way; insulated; light gray |  Item No.: 2002-409/000-005 Jumper; 9-way; insulated; red |  Item No.: 2002-440 Jumper; from 1 to 10; insulated; light gray |
|  Item No.: 2002-433 Jumper; from 1 to 3; insulated; light gray |  Item No.: 2002-434 Jumper; from 1 to 4; insulated; light gray |  Item No.: 2002-435 Jumper; from 1 to 5; insulated; light gray |  Item No.: 2002-436 Jumper; from 1 to 6; insulated; light gray |
|  Item No.: 2002-437 Jumper; from 1 to 7; insulated; light gray |  Item No.: 2002-438 Jumper; from 1 to 8; insulated; light gray |  Item No.: 2002-439 Jumper; from 1 to 9; insulated; light gray |  Item No.: 2002-480 Staggered jumper; 10-way; insulated; light gray |
|  Item No.: 2002-481 Staggered jumper; 11-way; insulated; light gray |  Item No.: 2002-482 Staggered jumper; 12-way; insulated; light gray |  Item No.: 2002-473/011-000 Staggered jumper; 2-way; from 1 to 3; insulated; light gray |  Item No.: 2002-472 Staggered jumper; 2-way; insulated; light gray |
|  Item No.: 2002-473 Staggered jumper; 3-way; insulated; light gray |  Item No.: 2002-475/011-000 Staggered jumper; 3-way; insulated; light gray |  Item No.: 2002-474 Staggered jumper; 4-way; insulated; light gray |  Item No.: 2002-475 Staggered jumper; 5-way; insulated; light gray |
|  Item No.: 2002-476 Staggered jumper; 6-way; insulated; light gray |  Item No.: 2002-477 Staggered jumper; 7-way; insulated; light gray |  Item No.: 2002-478 Staggered jumper; 8-way; insulated; light gray |  Item No.: 2002-479 Staggered jumper; 9-way; insulated; light gray |

1.3.5.1 Jumper



Item No.: 2002-477/011-000
Staggered jumper; insulated; light gray



Item No.: 2002-479/011-000
Staggered jumper; insulated; light gray



Item No.: 2002-481/011-000
Staggered jumper; insulated; light gray



Item No.: 2002-405/011-000
Star point jumper; 3-way; insulated; light gray



Item No.: 2002-492
Vertical jumper; insulated; light gray



Item No.: 2002-492/000-012
Vertical jumper; insulated; orange



Item No.: 210-103
Wire commoning chain; insulated; black



Item No.: 210-123
Wire commoning chain; insulated; blue

1.3.6 Marking

1.3.6.1 Marker



Item No.: 2009-145
Mini-WSB Inline; for Smart Printer; 1700 pieces on roll; stretchable 5 - 5.2 mm; plain; snap-on type; white



Item No.: 248-501
Mini-WSB marking card; as card; not stretchable; plain; snap-on type; white



Item No.: 793-5501
WMB marking card; as card; for terminal block width 5 - 17.5 mm; stretchable 5 - 5.2 mm; plain; snap-on type; white



Item No.: 2009-115
WMB-Inline; for Smart Printer; 1500 pieces on roll; stretchable 5 - 5.2 mm; plain; snap-on type; white

1.3.6.2 Marker carrier



Item No.: 2009-198
Adaptor; gray

1.3.6.3 Marking strip



Item No.: 2009-110
Marking strips; for Smart Printer; on reel; not stretchable; plain; snap-on type; white

1.3.7 Protective warning marker

1.3.7.1 Cover



Item No.: 2002-115
Protective warning marker; for 5 terminal blocks; with high-voltage symbol, black; yellow

1.3.8 Push-in type wire jumper

1.3.8.1 Jumper



Item No.: 2009-414
Push-in type wire jumper; 1.5 mm²; insulated; 110 mm long; black



Item No.: 2009-414/000-005
Push-in type wire jumper; 1.5 mm²; insulated; 110 mm long; black



Item No.: 2009-416
Push-in type wire jumper; 1.5 mm²; insulated; 250 mm long; black



Item No.: 2009-414/000-006
Push-in type wire jumper; insulated; 110 mm long; black



Item No.: 2009-412
Push-in type wire jumper; insulated; 60 mm long; black

1.3.9 Screwless end stop

1.3.9.1 Mounting accessories



Item No.: 249-117

Screwless end stop; 10 mm wide; for DIN-rail 35 x 15 and 35 x 7.5; gray



Item No.: 249-116

Screwless end stop; 6 mm wide; for DIN-rail 35 x 15 and 35 x 7.5; gray

1.3.10 Test and measurement

1.3.10.1 Testing accessories



Item No.: 859-500

WAGO Test pin; 1 mm Ø; 30 V AC / 60 V DC; CAT0; 1 A; 10 mm uninsulated; Test lead for soldering up to 0,5mm²

1.3.11 Tool

1.3.11.1 Operating tool




Item No.: 210-720

Operating tool; Blade: 3.5 x 0.5 mm; with a partially insulated shaft; multicoloured

Installation Notes

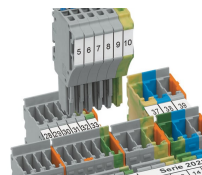
Coding



Insert coding pin into the corresponding slot and twist it off.




Coding a female plug: remove coding finger using a suitable tool.




Insert coded female plug into X-COM®S-SYSTEM terminal block assembly.

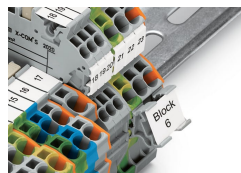
Marking



Clear marking via large marking area



Group marking with height-adjustable group marker carrier (2009-163)



Marking via marker carrier (2009-198)