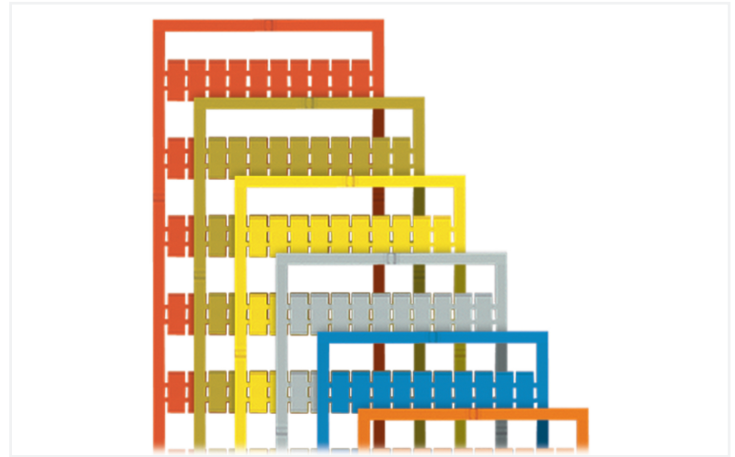
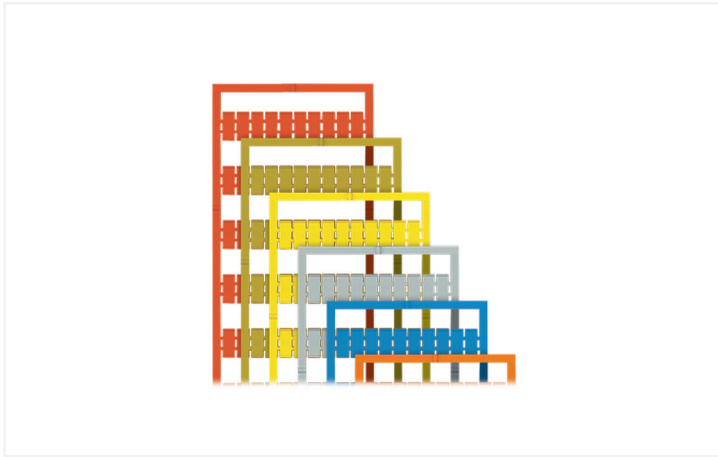


## Data Sheet | Item Number: 793-501/000-023

WMB marking card; as card; not stretchable; plain; snap-on type; green

<https://www.wago.com/793-501/000-023>



Color: ■ green

Similar to illustration

Similar to illustration

### Custom Marking

These markers can also be conveniently customized using our WAGO Configurator Smart Designer. Simply click on the "Configure" button on the right, and label the markers as needed. Before ordering, you must register the configurator.

For re-orders, use the provided item number; this number can also be found in your software projects.

Have questions about the WAGO Configurator Smart Designer?  
Please email them to [smart.designer@wago.com](mailto:smart.designer@wago.com).

### Technical data

Marking method	Plotting
Marking	plain
Delivery form	Marker card
Delivery form configuration	10 strips with 10 markers per card
Flammability class per UL94	V2

### Physical data

Marker/strip width	5 mm
Marker width	5 mm

### Mechanical data

Smear resistance	EN 60998-1:2004
------------------	-----------------

**Material data**

Color	green
UV resistance	EN 60068-2-5:2010 Procedure B
Halogen-free	Yes
Weight	9 g
Fire load	0.27 MJ

**Commercial data**

Product Group	2 (Terminal Block Accessories)
PU (SPU)	50 (5) pcs
Packaging type	Box
Country of origin	DE
GTIN	4017332639613
Customs tariff number	39269097900

**Product Classification**

UNSPSC	55121718
eCl@ss 10.0	27-14-11-37
eCl@ss 9.0	27-14-11-37
ETIM 9.0	EC000761
ETIM 10.0	EC000761
ECCN	NO US CLASSIFICATION

**Environmental Product Compliance**

RoHS Compliance Status	Compliant, No Exemption
------------------------	-------------------------

**Downloads**

**Environmental Product Compliance**

<b>Compliance Search</b>	
Environmental Product Compliance 793-501/000-023	<a href="#">↓</a>

**Documentation**

<b>Bid Text</b>			
793-501/000-023	19.02.2019	xml 2.65 KB	<a href="#">↓</a>
793-501/000-023	28.11.2018	doc 23.50 KB	<a href="#">↓</a>

## CAD/CAE-Data

### CAE data

EPLAN Data Portal  
793-501/000-023



## Installation Notes

### Application




Separating a strip from the WMB or WMB marker card.



Stretching a WMB marker strip.



Separating an individual marker from the WMB marker strip – for larger terminal blocks.



Snapping a marking strip into the marker slot.

### Marking



Snapping a WMB marker strip into the marker slot of the double marker carrier.



Snapping a marking strip into the marker slot.