


**Data Sheet | Item Number: 261-411/331-000**  
2-conductor terminal block; on one side with push-button; with fixing flange; 1-pole;  
for screw or similar mounting types; Fixing hole 3.2 mm Ø; 2.5 mm²; CAGE CLAMP®;  
2,50 mm²; gray  
<https://www.wago.com/261-411/331-000>



Color: ■ gray

**Electrical data**

Ratings per IEC/EN		Approvals per UL 1059			
Nominal voltage (III/3)	500 V	Use group	B	C	D
Rated impulse voltage (III/3)	6 kV	Rated voltage	300 V	300 V	600 V
Rated current	24 A	Rated current	15 A	15 A	5 A
Legend (ratings)	(III / 3) ≙ Overvoltage category III / Pollution degree 3				

Approvals per CSA 22.2 No 158			
Use group	B	C	D
Rated voltage	-	300 V	600 V
Rated current	-	10 A	5 A

**Connection data**

Connection 1	
Connection points	2
Total number of potentials	1
Number of levels	1
Connection technology	CAGE CLAMP®
Actuation type	Operating tool
Connectable conductor materials	Copper
Solid conductor	0.08 ... 2.5 mm² / 28 ... 14 AWG
Fine-stranded conductor	0.08 ... 2.5 mm² / 28 ... 14 AWG
Strip length	8 ... 9 mm / 0.31 ... 0.35 inches
Pole number	1
Wiring direction	Side-entry wiring

Connection 2	
Actuation type 2	Push-button

**Physical data**

Width	6 mm / 0.236 inches
Height from the surface	23.3 mm / 0.917 inches
Depth	28.1 mm / 1.106 inches

**Mechanical data**

Design	horizontal type
Mounting type	Mounting flange
Marking level	Side marking

**Material data**

Note (material data)	<a href="https://www.wago.com/us/material-specifications">Information on material specifications can be found here</a>
Color	gray
Material group	I
Insulation material	Polyamide (PA66)
Flammability class per UL94	V0
Fire load	0.012 MJ
Halogen-free	Yes
Weight	2.6 g

**Environmental requirements**

Processing temperature	-35 ... +85 °C
Continuous operating temperature	-60 ... +105 °C

**Commercial data**

Product Group	9 (Std Chassis Mt Blocks)
eCl@ss 10.0	27-14-11-06
eCl@ss 9.0	27-14-11-06
ETIM 8.0	EC001284
ETIM 7.0	EC001284
PU (SPU)	200 (50) pcs
Packaging type	Box
Country of origin	CH
GTIN	4044918626750
Customs tariff number	85369010000

**Environmental Product Compliance**

RoHS Compliance Status	Compliant, No Exemption
------------------------	-------------------------



Approvals / Certificates

Approvals for marine applications



Approval	Standard	Certificate Name
ABS American Bureau of Ship- ping	-	19-HG1869868-PDA



Downloads

Environmental Product Compliance

Compliance Search
Environmental Product Compliance 261-411/331-000

Documentation

Additional Information
Technical Section
pdf 2240.62 KB

Bid Text			
261-411/331-000	19.02.2019	xml 3.29 KB	<a href="#"></a>
261-411/331-000	17.08.2017	doc 25.00 KB	<a href="#"></a>

CAD/CAE-Data

CAE data
EPLAN Data Portal 261-411/331-000
WSCAD Universe 261-411/331-000

1 Compatible Products

1.1 Required Accessories

1.1.1 End plate

1.1.1.1 End plate









Item No.: 261-410  
End plate; with fixing flange; gray



1.2 Optional Accessories



1.2.1 Ferrule

1.2.1.1 Ferrule

 <b>Item No.: 216-301</b> Ferrule; Sleeve for 0.25 mm² / AWG 24; insulated; electro-tin plated; yellow	 <b>Item No.: 216-321</b> Ferrule; Sleeve for 0.25 mm² / AWG 24; insulated; electro-tin plated; yellow	 <b>Item No.: 216-151</b> Ferrule; Sleeve for 0.25 mm² / AWG 24; uninsulated; electro-tin plated	 <b>Item No.: 216-131</b> Ferrule; Sleeve for 0.25 mm² / AWG 24; uninsulated; electro-tin plated; silver-colored
 <b>Item No.: 216-302</b> Ferrule; Sleeve for 0.34 mm² / 22 AWG; insulated; electro-tin plated; light turquoise	 <b>Item No.: 216-322</b> Ferrule; Sleeve for 0.34 mm² / 22 AWG; insulated; electro-tin plated; light turquoise	 <b>Item No.: 216-132</b> Ferrule; Sleeve for 0.34 mm² / AWG 24; uninsulated; electro-tin plated	 <b>Item No.: 216-152</b> Ferrule; Sleeve for 0.34 mm² / AWG 24; uninsulated; electro-tin plated
 <b>Item No.: 216-201</b> Ferrule; Sleeve for 0.5 mm² / 20 AWG; insulated; electro-tin plated; white	 <b>Item No.: 216-221</b> Ferrule; Sleeve for 0.5 mm² / 20 AWG; insulated; electro-tin plated; white	 <b>Item No.: 216-101</b> Ferrule; Sleeve for 0.5 mm² / AWG 22; uninsulated; electro-tin plated; silver-colored	 <b>Item No.: 216-121</b> Ferrule; Sleeve for 0.5 mm² / AWG 22; uninsulated; electro-tin plated; silver-colored
 <b>Item No.: 216-202</b> Ferrule; Sleeve for 0.75 mm² / 18 AWG; insulated; electro-tin plated; gray	 <b>Item No.: 216-222</b> Ferrule; Sleeve for 0.75 mm² / 18 AWG; insulated; electro-tin plated; gray	 <b>Item No.: 216-102</b> Ferrule; Sleeve for 0.75 mm² / AWG 20; uninsulated; electro-tin plated; silver-colored	 <b>Item No.: 216-122</b> Ferrule; Sleeve for 0.75 mm² / AWG 20; uninsulated; electro-tin plated; silver-colored
 <b>Item No.: 216-203</b> Ferrule; Sleeve for 1 mm² / AWG 18; insulated; electro-tin plated; red	 <b>Item No.: 216-223</b> Ferrule; Sleeve for 1 mm² / AWG 18; insulated; electro-tin plated; red	 <b>Item No.: 216-103</b> Ferrule; Sleeve for 1 mm² / AWG 18; uninsulated; electro-tin plated	 <b>Item No.: 216-123</b> Ferrule; Sleeve for 1 mm² / AWG 18; uninsulated; electro-tin plated; silver-colored
 <b>Item No.: 216-204</b> Ferrule; Sleeve for 1.5 mm² / AWG 16; insulated; electro-tin plated; black	 <b>Item No.: 216-224</b> Ferrule; Sleeve for 1.5 mm² / AWG 16; insulated; electro-tin plated; black	 <b>Item No.: 216-124</b> Ferrule; Sleeve for 1.5 mm² / AWG 16; uninsulated; electro-tin plated	 <b>Item No.: 216-104</b> Ferrule; Sleeve for 1.5 mm² / AWG 16; uninsulated; electro-tin plated; silver-colored
 <b>Item No.: 216-205</b> Ferrule; Sleeve for 2.08 mm² / AWG 14; insulated; electro-tin plated; yellow	 <b>Item No.: 216-206</b> Ferrule; Sleeve for 2.5 mm² / AWG 14; insulated; electro-tin plated; blue	 <b>Item No.: 216-106</b> Ferrule; Sleeve for 2.5 mm² / AWG 14; uninsulated; electro-tin plated; silver-colored	

1.2.2 Installation

1.2.2.1 Mounting accessories

 <b>Item No.: 209-137</b> Mounting adapter; can be used as end stop; 6.5 mm wide; gray	 <b>Item No.: 209-123</b> Mounting foot with screw; can be screwed on terminal blocks with fixing flange; 6.4 mm wide; gray
---	--



1.2.3 Jumper

1.2.3.1 Jumper



**Item No.: 261-402**  
Jumper; for conductor entry; 2-way; insulated; gray

1.2.4 Marking

1.2.4.1 Marker

**Item No.: 2009-145/000-006**  
Mini-WSB Inline; for Smart Printer; 1700 pieces on roll; stretchable 5 - 5.2 mm; plain; snap-on type; blue

**Item No.: 2009-145/000-007**  
Mini-WSB Inline; for Smart Printer; 1700 pieces on roll; stretchable 5 - 5.2 mm; plain; snap-on type; gray

**Item No.: 2009-145/000-023**  
Mini-WSB Inline; for Smart Printer; 1700 pieces on roll; stretchable 5 - 5.2 mm; plain; snap-on type; green

**Item No.: 2009-145/000-012**  
Mini-WSB Inline; for Smart Printer; 1700 pieces on roll; stretchable 5 - 5.2 mm; plain; snap-on type; orange

**Item No.: 2009-145/000-005**  
Mini-WSB Inline; for Smart Printer; 1700 pieces on roll; stretchable 5 - 5.2 mm; plain; snap-on type; red

**Item No.: 2009-145/000-024**  
Mini-WSB Inline; for Smart Printer; 1700 pieces on roll; stretchable 5 - 5.2 mm; plain; snap-on type; violet

**Item No.: 2009-145**  
Mini-WSB Inline; for Smart Printer; 1700 pieces on roll; stretchable 5 - 5.2 mm; plain; snap-on type; white

**Item No.: 2009-145/000-002**  
Mini-WSB Inline; for Smart Printer; 1700 pieces on roll; stretchable 5 - 5.2 mm; plain; snap-on type; yellow



**Item No.: 248-501/000-006**  
Mini-WSB marking card; as card; not stretchable; plain; snap-on type; blue

**Item No.: 248-501/000-007**  
Mini-WSB marking card; as card; not stretchable; plain; snap-on type; gray

**Item No.: 248-501/000-023**  
Mini-WSB marking card; as card; not stretchable; plain; snap-on type; green

**Item No.: 248-501/000-017**  
Mini-WSB marking card; as card; not stretchable; plain; snap-on type; light green



**Item No.: 248-501/000-012**  
Mini-WSB marking card; as card; not stretchable; plain; snap-on type; orange

**Item No.: 248-501/000-005**  
Mini-WSB marking card; as card; not stretchable; plain; snap-on type; red

**Item No.: 248-501/000-024**  
Mini-WSB marking card; as card; not stretchable; plain; snap-on type; violet

**Item No.: 248-501**  
Mini-WSB marking card; as card; not stretchable; plain; snap-on type; white



**Item No.: 248-501/000-002**  
Mini-WSB marking card; as card; not stretchable; plain; snap-on type; yellow



1.2.5 Test and measurement

1.2.5.1 Testing accessories



**Item No.: 210-136**  
Test plug; 2 mm Ø; with 500 mm cable; red

1.2.6 Tool

1.2.6.1 Operating tool



**Item No.: 210-658**  
Operating tool; Blade: 3.5 x 0.5 mm; with a partially insulated shaft; angled; short; multicoloured




**Item No.: 210-720**  
Operating tool; Blade: 3.5 x 0.5 mm; with a partially insulated shaft; multicoloured




**Item No.: 210-657**  
Operating tool; Blade: 3.5 x 0.5 mm; with a partially insulated shaft; short; multicoloured

Installation Notes

Installation




Assembling modular terminal blocks into terminal strips.




Mounting an end plate.

Conductor termination




**CAGE CLAMP® connection**  
Inserting a conductor.  
With ferruled conductors, it is necessary to use a terminal block one size larger than the conductor's nominal cross-section.



**CAGE CLAMP® connection**  
Inserting a conductor via push-button.

Commoning




Commoning with comb-style jumper bar.

Testing




Testing with voltage tester.



Testing with a 2 mm Ø test plug – touch contact.

Marking



Terminal strip with marker slot for Mini-WSB Quick Marking System