


Data Sheet | Item Number: 261-405

Test plug module; with locking latches; modular; for 4-conductor terminal blocks; for 261 Series; gray

<https://www.wago.com/261-405>



Color: ■ gray

Electrical data

Ratings per IEC/EN

Ratings (note)	Maximum test voltage (touch contact): 48 V (test pins are not touch-proof)
Nominal voltage (III/3)	800 V

Ratings per IEC/EN 2

Ratings (note) 2	Maximum test current (touch contact): 0.5 A Maximum test current: 6 A (if the test pins are securely connected in the clamping units)
------------------	--

General information

Test voltage	48 V
Test current	0.5 A

Physical data

Width	10 mm / 0.394 inches
Module width	10 mm / 0.394 inches

Material data

Note (material data)	Information on material specifications can be found here
Color	gray
Material group	I
Insulation material	Polyamide (PA66)
Flammability class per UL94	V0
Fire load	0 MJ
Weight	2.8 g

Environmental requirements

Processing temperature	-35 ... +85 °C
Continuous operating temperature	-60 ... +105 °C

Commercial data

Product Group	9 (Std Chassis Mt Blocks)
eCl@ss 10.0	27-14-11-48
eCl@ss 9.0	27-14-11-48
ETIM 8.0	EC002555
ETIM 7.0	EC002555
PU (SPU)	100 (25) pcs
Packaging type	Box
Country of origin	DE
GTIN	4050821868965
Customs tariff number	85369010000

Environmental Product Compliance

CAS-No.	7439-92-1
REACH Candidate List Substance	Lead
RoHS Compliance Status	Compliant,With Exemption
RoHS Exemption	6(c)
SCIP notification number (Austria)	56862e2b-79b8-4032-9d7b-e6f72de30508
SCIP notification number (Belgium)	8851ed8c-18f8-4697-bdca-39505761c979
SCIP notification number (Bulgaria)	858cf710-ee97-4752-862c-1c4882d56357
SCIP notification number (Czech Republic)	4dbaf1df-d3d7-4be8-9120-4c75ddacb0fd
SCIP notification number (Denmark)	ba930414-14ac-43e5-9e01-8a58726a7477
SCIP notification number (Finland)	aff9decb-e211-40b5-b6e0-a07572df4827
SCIP notification number (France)	628f79a4-7667-4e8a-9d76-7890a852bd59
SCIP notification number (Germany)	f98ae75e-aa98-43f1-ba71-6d18c8d1bacf
SCIP notification number (Hungary)	c47ff684-5d98-41f7-b884-4168dff6de2a
SCIP notification number (Italy)	af57ac20-f1b5-4f14-86b8-5f14acff2c49
SCIP notification number (Netherlands)	c7b7caf9-fde1-42d7-a069-3896b78189ad
SCIP notification number (Poland)	a700cfc7-330f-4abb-a8c5-19710f1bee51
SCIP notification number (Romania)	201379da-854c-4274-8bd4-188e9168fbbb
SCIP notification number (Sweden)	c4285ee4-43b1-4bb0-9bb6-0ab374a45360

Downloads

Environmental Product Compliance

Compliance Search

Environmental Product
Compliance 261-405



Documentation

Additional Information

Technical Section	pdf 2240.62 KB	↓
-------------------	-------------------	-------------------

Bid Text

261-405	19.02.2019	xml 3.17 KB	↓
261-405	18.08.2017	doc 24.50 KB	↓

CAD/CAE-Data

CAD data

2D/3D Models 261-405	↓
----------------------	-------------------

CAE data

WSCAD Universe 261-405	↓
ZUKEN Portal 261-405	↓

1 Compatible Products

1.1 Optional Accessories

1.1.1 Test and measurement


1.1.1.1 Testing accessories



Item No.: 210-136


Test plug; 2 mm Ø; with 500 mm cable; red

Installation Notes



Testing via test plug modules snapped onto a terminal strip – wired or unwired. As touch contact is made with the CAGE CLAMP® (spring steel) unit, this testing type is limited to maximum 0.5 A.

Distance between locking devices must be approximately 35 ... 40 mm!



Testing after the conductors have been terminated.