Data Sheet | Item Number: 221-420

Splicing connector with levers; for all conductor types; max. 4 mm²; 10-conductor; transparent housing; Surrounding air temperature: max 85°C (T85); 4,00 mm²; transparent

https://www.wago.com/221-420





Color: ☐ transparent









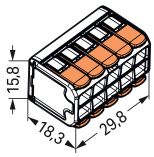

Continued on next page

Splicing connector with levers, 221 Series, CAGE CLAMP®

Our splicing connector with levers (item number 221-420) is designed for seamless electrical installations. Whether for intercom system wiring or connecting electrical ovens, WAGO's 221 Series splicing connector allows you to quickly and safely connect different conductor types. Its compact design offers an efficient solution that simplifies your work. Ensure that the strip lengths are 11 mm when connecting conductors to this splicing connector with levers. This splicing connector has a rated voltage of 450 V and can handle currents up to 32 A, making it suitable for high-load applications. This product features conductor terminals and utilizes CAGE CLAMP®. Our renowned universal connection known as CAGE CLAMP® leads the way when it comes to connection technology and electrical interconnections. The item's dimensions are (29.8 x 15.8 x 18.3) mm (width x height x depth). Depending on the type of conductor, this splicing connector with levers is suitable for conductor cross sections ranging from 0.2 mm² to 4 mm².

This product is suitable for certain Ex applications (see product data sheet)

WAGO's 221 Series Splicing Connector with levers impresses with its innovative design for different conductor cross-sections. That's why WAGO's lever-equipped splicing connector holds a unique trademark within electrical interconnection technology. The flat levers, which fit seamlessly into the 221's base, act like a cast when closed and can be positioned neatly in any housing without disturbing edges. Due to the wide design of each leaver, they can all be operated perfectly without tools for convenient conductor terminations. The transparent housing displays robust technology and enables immediate visual inspection for the correct contact of solid, stranded and fine-stranded conductors. Resembling piano keys, the levers' design perfectly combines the functional and aesthetic connection technology "Made by WAGO." This product is designed for specific Ex applications (please refer to the product datasheet).

- Permanently secure connections
- The right solution for every wiring task
- Suitable for specific Ex applications
- Actuation via lever

Notes

General safety information	**NOTICE: Observe installation and safety instructions!** ▪ **Only to be used by electricians!** ▪ Do not work under voltage/load! ▪ Use only for proper use! ▪ Observe national regulations/standards/guidelines! ▪ Observe technical specifications for the products! ▪ Observe the number of permissible potentials! ▪ Do not use damaged/dirty components! ▪ Observe conductor types, cross-sections and strip lengths! ▪ Insert conductor until it hits the product's backstop! ▪ Use original accessories! **To be sold only with installation instructions!**
Safety Information	in grounded power lines

Electrical data

Ratings per		EN 60664	
Overvoltage category	III	III	II
Pollution degree	3	2	2
Nominal voltage	-	-	450 V
Rated impulse withstand voltage	-	-	4 kV
Rated current	-	-	32 A

Ratings per UL	
Rated voltage (UL)	600 V
Rated current UL	20 A

General information

Wiring direction	Side-entry wiring

Continued on next page

Connection Data

Clamping units	10
Total number of potentials	1

Connection 1

Connection technology	CAGE CLAMP®
Actuation type	Lever
Connectable conductor materials	Copper
Nominal cross-section	4 mm² / 12 AWG
Solid conductor	0.2 … 4 mm² / 24 … 12 AWG
Stranded conductor	0.2 … 4 mm² / 24 … 12 AWG
Fine-stranded conductor	0.14 … 4 mm² / 24 … 12 AWG
Strip length	11 mm / 0.43 inches
Wiring direction	Side-entry wiring

Physical data

Width	29.8 mm / 1.173 inches
Height	15.8 mm / 0.62 inches
Depth	18.3 mm / 0.72 inches

Material data

Note (material data)	Information on material specifications can be found here
Color	transparent
Cover color	transparent
Material group	IIIa
Insulation material (main housing)	Polycarbonate (PC)
Flammability class per UL94	V2
Fire load	0.131 MJ
Actuator color	orange
Weight	7 g

Environmental requirements

Ambient temperature (operation)	+85 °C
Ambient temperature (storage)	-40 … +60 °C
Temperature marking per EN 60998	T85

Commercial data

PU (SPU)	150 (15) pcs
Packaging type	Box
Country of origin	DE
GTIN	4066966611663
Customs tariff number	85369010000

Continued on next page

Product Classification

UNSPSC	39121409
ETIM 9.0	EC000446
ETIM 10.0	EC000446
ECCN	NO US CLASSIFICATION

Environmental Product Compliance

Environmental Product Declaration	Link
RoHS Compliance Status	Compliant,No Exemption

Approvals / Certificates

General approvals

Approval	Standard	Certificate Name
CCA DEKRA Certification B.V.	EN 60998	NTR NL-8081
cULus_Listed_667F Underwriters Laboratories Inc.	UL 486C	E69654
ENEC 05 DEKRA Certification B.V.	IEC 60998	71-168264
UL Underwriters Laboratories Inc.	UL 467	UL-US-L201573-112-72406002-6

Declarations of conformity and manufacturer's declarations

Approval	Standard	Certificate Name
EU-Declaration of Conformity WAGO GmbH & Co. KG	-	-

Downloads

Environmental Product Compliance

Compliance Search

Environmental Product Compliance 221-420

CAD/CAE-Data

CAD data

2D/3D Models 221-420

1 Compatible Products

1.1 Optional Accessories

1.1.1 Jumper

1.1.1.1 Jumper



Item No.: 221-941/000-006
Jumper; for conductor entry; 2-way; insulated; blue



Item No.: 221-942/000-006
Jumper; for conductor entry; 2-way; insulated; blue



Item No.: 221-941
Jumper; for conductor entry; 2-way; insulated; dark gray



Item No.: 221-942
Jumper; for conductor entry; 2-way; insulated; dark gray

1.1.2 Mounting adapter

1.1.2.1 Mounting accessories



Item No.: 221-539/000-004
Mounting carrier with strain relief; for 10-wire connectors; 221 Series - 4 mm²; for DIN-15 rail; black



Item No.: 221-539/000-006
Mounting carrier with strain relief; for 10-wire connectors; 221 Series - 4 mm²; for DIN-15 rail; blue



Item No.: 221-539/000-053
Mounting carrier with strain relief; for 10-wire connectors; 221 Series - 4 mm²; for DIN-15 rail; dark gray-yellow



Item No.: 221-539/1000-000
Mounting carrier with strain relief; for 10-wire connectors; 221 Series - 4 mm²; for DIN-15 rail; for Ex applications; light gray



Item No.: 221-539/000-005
Mounting carrier with strain relief; for 10-wire connectors; 221 Series - 4 mm²; for DIN-15 rail; red



Item No.: 221-539
Mounting carrier with strain relief; for 10-wire connectors; 221 Series - 4 mm²; for DIN-15 rail; white



Item No.: 221-549/000-004
Mounting carrier with strain relief; for 10-wire connectors; 221 Series - 4 mm²; for DIN-35 rail; black



Item No.: 221-549/000-006
Mounting carrier with strain relief; for 10-wire connectors; 221 Series - 4 mm²; for DIN-35 rail; blue



Item No.: 221-549/000-053
Mounting carrier with strain relief; for 10-wire connectors; 221 Series - 4 mm²; for DIN-35 rail; dark gray-yellow



Item No.: 221-549/1000-000
Mounting carrier with strain relief; for 10-wire connectors; 221 Series - 4 mm²; for DIN-35 rail; for Ex applications; light gray



Item No.: 221-549/000-005
Mounting carrier with strain relief; for 10-wire connectors; 221 Series - 4 mm²; for DIN-35 rail; red



Item No.: 221-549
Mounting carrier with strain relief; for 10-wire connectors; 221 Series - 4 mm²; for DIN-35 rail; white



Item No.: 221-509/000-004
Mounting carrier with strain relief; for 10-wire connectors; 221 Series - 4 mm²; for screw mounting; black



Item No.: 221-509/000-006
Mounting carrier with strain relief; for 10-wire connectors; 221 Series - 4 mm²; for screw mounting; blue



Item No.: 221-509/000-053
Mounting carrier with strain relief; for 10-wire connectors; 221 Series - 4 mm²; for screw mounting; dark gray-yellow



Item No.: 221-509/000-005
Mounting carrier with strain relief; for 10-wire connectors; 221 Series - 4 mm²; for screw mounting; red



Item No.: 221-509
Mounting carrier with strain relief; for 10-wire connectors; 221 Series - 4 mm²; for screw mounting; white



Item No.: 221-519/000-006
Mounting carrier with strain relief; for 10-wire connectors; 221 Series - 4 mm²; for side screw mounting; blue



Item No.: 221-519/000-053
Mounting carrier with strain relief; for 10-wire connectors; 221 Series - 4 mm²; for side screw mounting; dark gray-yellow



Item No.: 221-519
Mounting carrier with strain relief; for 10-wire connectors; 221 Series - 4 mm²; for side screw mounting; white



Item No.: 221-529/000-006
Mounting carrier with strain relief; for 10-wire connectors; 221 Series - 4 mm²; with snap-in mounting foot; blue



Item No.: 221-529/000-053
Mounting carrier with strain relief; for 10-wire connectors; 221 Series - 4 mm²; with snap-in mounting foot; dark gray-yellow



Item No.: 221-529
Mounting carrier with strain relief; for 10-wire connectors; 221 Series - 4 mm²; with snap-in mounting foot; white



Item No.: 221-539/002-004
Mounting carrier; for 10-wire connectors; 221 Series - 4 mm²; for DIN-15 rail; black



Item No.: 221-539/002-006
Mounting carrier; for 10-wire connectors; 221 Series - 4 mm²; for DIN-15 rail; blue



Item No.: 221-539/002-053
Mounting carrier; for 10-wire connectors; 221 Series - 4 mm²; for DIN-15 rail; dark gray-yellow



Item No.: 221-539/1002-000
Mounting carrier; for 10-wire connectors; 221 Series - 4 mm²; for DIN-15 rail; for Ex applications; light gray



Item No.: 221-539/002-005
Mounting carrier; for 10-wire connectors; 221 Series - 4 mm²; for DIN-15 rail; red



Item No.: 221-539/002-000
Mounting carrier; for 10-wire connectors; 221 Series - 4 mm²; for DIN-15 rail; white



Item No.: 221-549/002-004
Mounting carrier; for 10-wire connectors; 221 Series - 4 mm²; for DIN-35 rail; black



Item No.: 221-549/002-006
Mounting carrier; for 10-wire connectors; 221 Series - 4 mm²; for DIN-35 rail; blue



Item No.: 221-549/002-053
Mounting carrier; for 10-wire connectors; 221 Series - 4 mm²; for DIN-35 rail; dark gray-yellow

Continued on next page

1.1.2.1 Mounting accessories



Item No.: 221-549/1002-000
Mounting carrier; for 10-wire connectors; 221 Series - 4 mm²; for DIN-35 rail; for Ex applications; light gray



Item No.: 221-549/002-005
Mounting carrier; for 10-wire connectors; 221 Series - 4 mm²; for DIN-35 rail; red



Item No.: 221-549/002-000
Mounting carrier; for 10-wire connectors; 221 Series - 4 mm²; for DIN-35 rail; white



Item No.: 221-509/002-004
Mounting carrier; for 10-wire connectors; 221 Series - 4 mm²; for screw mounting; black



Item No.: 221-509/002-006
Mounting carrier; for 10-wire connectors; 221 Series - 4 mm²; for screw mounting; blue



Item No.: 221-509/002-053
Mounting carrier; for 10-wire connectors; 221 Series - 4 mm²; for screw mounting; dark gray-yellow



Item No.: 221-509/002-005
Mounting carrier; for 10-wire connectors; 221 Series - 4 mm²; for screw mounting; red



Item No.: 221-509/002-000
Mounting carrier; for 10-wire connectors; 221 Series - 4 mm²; for screw mounting; white



Item No.: 221-519/002-006
Mounting carrier; for 10-wire connectors; 221 Series - 4 mm²; for side screw mounting; blue



Item No.: 221-519/002-053
Mounting carrier; for 10-wire connectors; 221 Series - 4 mm²; for side screw mounting; dark gray-yellow



Item No.: 221-519/002-000
Mounting carrier; for 10-wire connectors; 221 Series - 4 mm²; for side screw mounting; white



Item No.: 221-529/002-006
Mounting carrier; for 10-wire connectors; 221 Series - 4 mm²; with snap-in mounting foot; blue



Item No.: 221-529/002-053
Mounting carrier; for 10-wire connectors; 221 Series - 4 mm²; with snap-in mounting foot; dark gray-yellow



Item No.: 221-529/002-000
Mounting carrier; for 10-wire connectors; 221 Series - 4 mm²; with snap-in mounting foot; white

Installation Notes

Conductor termination

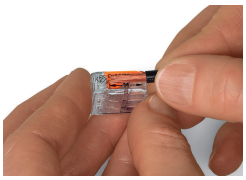

Strip conductor to 11 mm (0.43 inch).



Pull up an orange lever to open the clamping unit.



Then insert the conductor and push the lever back down, flush with the connector housing.



Compact, lever-operated splicing connectors:
Tool-free connection of fine-stranded conductors from 0.14 … 4 mm², as well as solid or stranded conductors from 0.2 … 4 mm² (24 … 12 AWG).
Safety:
The lever's specially designed rest position reliably prevents accidental unclamping of a connected conductor.
Application safety, for any type of conductor (solid, stranded, fine-stranded), is confirmed by approvals like ENEC or UL.

Application



Wiring fine-stranded conductors in junction boxes.



Custom low-voltage lighting system



Lighting distribution in a ceiling canopy



Pendant light connection in a suspended ceiling