

Data Sheet | Item Number: 261-337/342-000

4-conductor terminal block; on both sides with push-buttons; with fixing flange; 1-pole; for screw or similar mounting types; Fixing hole 3.2 mm Ø; 2.5 mm²; CAGE CLAMP®; 2,50 mm²; green-yellow

<https://www.wago.com/261-337/342-000>



Color: ■ green-yellow

Similar to illustration



Similar to illustration

Connection data

Connection points	4
Total number of potentials	1
Number of levels	1

Connection 1	
Connection technology	CAGE CLAMP®
Actuation type	Push-button
Connectable conductor materials	Copper
Solid conductor	0.08 ... 2.5 mm² / 28 ... 14 AWG
Fine-stranded conductor	0.08 ... 2.5 mm² / 28 ... 14 AWG
Strip length	8 ... 9 mm / 0.31 ... 0.35 inches
Pole number	1
Wiring direction	Side-entry wiring

Physical data

Width	10 mm / 0.394 inches
Height from the surface	23.3 mm / 0.917 inches
Depth	28.1 mm / 1.106 inches

Mechanical data



Design	horizontal type
Mounting type	Mounting flange
Marking level	Side marking






Material data	
Note (material data)	Information on material specifications can be found here
Color	green-yellow
Material group	I
Insulation material	Polyamide (PA66)
Flammability class per UL94	V0
Fire load	0.107 MJ
Halogen-free	Yes
Weight	4.4 g

Commercial data	
eCl@ss 10.0	27-14-11-06
eCl@ss 9.0	27-14-11-06
ETIM 8.0	EC001284
ETIM 7.0	EC001284
PU (SPU)	200 (50) pcs
Packaging type	Box
Country of origin	DE
GTIN	4044918614610
Customs tariff number	85369010000

Environmental Product Compliance	
RoHS Compliance Status	Compliant,No Exemption

Approvals / Certificates											
General approvals		Declarations of conformity and manufacturer's declarations									
<div><div></div><table><tr><th>Approval</th><th>Standard</th><th>Certificate Name</th></tr><tr><td>CCA DEKRA Certification B.V.</td><td>EN 60998</td><td>NTR-NL 6509</td></tr><tr><td>CCA DEKRA Certification B.V.</td><td>EN 60998</td><td>2110272.02</td></tr></table></div>			Approval	Standard	Certificate Name	CCA DEKRA Certification B.V.	EN 60998	NTR-NL 6509	CCA DEKRA Certification B.V.	EN 60998	2110272.02
Approval	Standard	Certificate Name									
CCA DEKRA Certification B.V.	EN 60998	NTR-NL 6509									
CCA DEKRA Certification B.V.	EN 60998	2110272.02									
<table><tr><th>Approval</th><th>Standard</th><th>Certificate Name</th></tr><tr><td>EU-Declaration of Confor- mity WAGO GmbH & Co. KG</td><td>-</td><td>-</td></tr><tr><td>UK-Declaration of Confor- mity WAGO GmbH & Co. KG</td><td>-</td><td>-</td></tr></table>			Approval	Standard	Certificate Name	EU-Declaration of Confor- mity WAGO GmbH & Co. KG	-	-	UK-Declaration of Confor- mity WAGO GmbH & Co. KG	-	-
Approval	Standard	Certificate Name									
EU-Declaration of Confor- mity WAGO GmbH & Co. KG	-	-									
UK-Declaration of Confor- mity WAGO GmbH & Co. KG	-	-									

Approvals for marine applications		
<div></div>		
Approval	Standard	Certificate Name
ABS American Bureau of Ship- ping	-	19-HG1869868-PDA
DNV GL Det Norske Veritas, Ger- manischer Lloyd	-	TAE00001V2
LR Lloyds Register	IEC 60998	LR22173030TA



Downloads

Environmental Product Compliance

Compliance Search

Environmental Product Compliance
261-337/342-000

Download icon

Documentation

Additional Information

Technical Sectionpdf
2240.62 KB

Download icon

Bid Text

261-337/342-00019.02.2019xml
3.30 KB

Download icon

261-337/342-00017.08.2017doc
25.00 KB

Download icon

CAD/CAE-Data

CAD data

2D/3D Models
261-337/342-000

Download icon

CAE data

EPLAN Data Portal
261-337/342-000

Download icon

WSCAD Universe
261-337/342-000

Download icon

ZUKEN Portal
261-337/342-000

Download icon

1 Compatible Products

1.1 Required Accessories

1.1.1 End plate

1.1.1.1 End plate



Item No.: 261-361
End plate; with fixing flange; gray

1.2 Optional Accessories

1.2.1 Ferrule

1.2.1.1 Ferrule



Item No.: 216-301
Ferrule; Sleeve for 0.25 mm² / AWG 24; insulated; electro-tin plated; yellow



Item No.: 216-321
Ferrule; Sleeve for 0.25 mm² / AWG 24; insulated; electro-tin plated; yellow



Item No.: 216-151
Ferrule; Sleeve for 0.25 mm² / AWG 24; uninsulated; electro-tin plated



Item No.: 216-131
Ferrule; Sleeve for 0.25 mm² / AWG 24; uninsulated; electro-tin plated; silver-colored



Item No.: 216-302
Ferrule; Sleeve for 0.34 mm² / 22 AWG; insulated; electro-tin plated; light turquoise



Item No.: 216-322
Ferrule; Sleeve for 0.34 mm² / 22 AWG; insulated; electro-tin plated; light turquoise



Item No.: 216-132
Ferrule; Sleeve for 0.34 mm² / AWG 24; uninsulated; electro-tin plated



Item No.: 216-152
Ferrule; Sleeve for 0.34 mm² / AWG 24; uninsulated; electro-tin plated





1.2.1.1 Ferrule

 Item No.: 216-201 Ferrule; Sleeve for 0.5 mm² / 20 AWG; insulated; electro-tin plated; white	 Item No.: 216-221 Ferrule; Sleeve for 0.5 mm² / 20 AWG; insulated; electro-tin plated; white	 Item No.: 216-101 Ferrule; Sleeve for 0.5 mm² / AWG 22; un-insulated; electro-tin plated; silver-colored	 Item No.: 216-121 Ferrule; Sleeve for 0.5 mm² / AWG 22; un-insulated; electro-tin plated; silver-colored
 Item No.: 216-202 Ferrule; Sleeve for 0.75 mm² / 18 AWG; insulated; electro-tin plated; gray	 Item No.: 216-222 Ferrule; Sleeve for 0.75 mm² / 18 AWG; insulated; electro-tin plated; gray	 Item No.: 216-102 Ferrule; Sleeve for 0.75 mm² / AWG 20; un-insulated; electro-tin plated; silver-colored	 Item No.: 216-122 Ferrule; Sleeve for 0.75 mm² / AWG 20; un-insulated; electro-tin plated; silver-colored
 Item No.: 216-203 Ferrule; Sleeve for 1 mm² / AWG 18; insulated; electro-tin plated; red	 Item No.: 216-223 Ferrule; Sleeve for 1 mm² / AWG 18; insulated; electro-tin plated; red	 Item No.: 216-103 Ferrule; Sleeve for 1 mm² / AWG 18; un-insulated; electro-tin plated	 Item No.: 216-123 Ferrule; Sleeve for 1 mm² / AWG 18; un-insulated; electro-tin plated; silver-colored
 Item No.: 216-204 Ferrule; Sleeve for 1.5 mm² / AWG 16; insulated; electro-tin plated; black	 Item No.: 216-224 Ferrule; Sleeve for 1.5 mm² / AWG 16; insulated; electro-tin plated; black	 Item No.: 216-124 Ferrule; Sleeve for 1.5 mm² / AWG 16; un-insulated; electro-tin plated	 Item No.: 216-104 Ferrule; Sleeve for 1.5 mm² / AWG 16; un-insulated; electro-tin plated; silver-colored
 Item No.: 216-205 Ferrule; Sleeve for 2.08 mm² / AWG 14; insulated; electro-tin plated; yellow	 Item No.: 216-206 Ferrule; Sleeve for 2.5 mm² / AWG 14; insulated; electro-tin plated; blue	 Item No.: 216-106 Ferrule; Sleeve for 2.5 mm² / AWG 14; un-insulated; electro-tin plated; silver-colored	


1.2.2 Installation

1.2.2.1 Mounting accessories

 Item No.: 209-137 Mounting adapter; can be used as end stop; 6.5 mm wide; gray	 Item No.: 209-123 Mounting foot with screw; can be screwed on terminal blocks with fixing flange; 6.4 mm wide; gray
---	--

1.2.3 Jumper

1.2.3.1 Jumper

 Item No.: 261-402 Jumper; for conductor entry; 2-way; insulated; gray
--

1.2.4 Marking

1.2.4.1 Marking strip



Item No.: 210-833
Marking strips; 25 m on roll; 6 mm wide;
plain; Self-adhesive; white

1.2.5 Tool

1.2.5.1 Operating tool



Item No.: 210-658
Operating tool; Blade: 3.5 x 0.5 mm; with a
partially insulated shaft; angled; short;
multicoloured




Item No.: 210-720
Operating tool; Blade: 3.5 x 0.5 mm; with a
partially insulated shaft; multicoloured




Item No.: 210-657
Operating tool; Blade: 3.5 x 0.5 mm; with a
partially insulated shaft; short; multicoloured

Installation Notes

Installation




Assembling modular terminal blocks into
terminal strips.




Mounting an end plate.

Conductor termination




CAGE CLAMP® connection
Inserting a conductor.
With ferruled conductors, it is necessary
to use a terminal block one size larger
than the conductor's nominal cross-section.



CAGE CLAMP® connection
Inserting a conductor via push-button.

Commoning



Commoning with comb-style jumper bar.



Marking



Marking with self-adhesive marking strips.



Marking by direct printing (upon request).