

## Data Sheet | Item Number: 862-532/999-950

4-conductor chassis-mount terminal strip; suitable for Ex e II applications; without ground contact; 2-pole; 1 snap-in foot per pole; 4 mm<sup>2</sup>; 4,00 mm<sup>2</sup>; black

<https://www.wago.com/862-532/999-950>



Color: ■ black

Similar to illustration

Dimensions in mm

Dimensions in mm for chassis-mount terminal strips



Dimensions in mm for PE contact and snap-in mounting foot (Ø 5.2 mm)

### Chassis-mount terminal strip, 862 Series, black

This chassis-mount terminal strip (item number 862-532/999-950) simplifies electrical installations. Conductors should only be connected to this chassis-mount terminal strip if their strip length is between 10 and 11 mm. Featuring conductor terminals along with Push-in CAGE CLAMP®, this connector delivers reliable performance. Push-in CAGE CLAMP® technology provides a universal connection solution for any type of conductor. It allows both solid and fine-stranded conductors with ferrules to be inserted directly into the clamping point without the need for tools. The item's dimensions are (24 x 27.5 x 35) mm (width x height x depth). Depending on the conductor type, this chassis-mount terminal strip is designed for conductor cross sections ranging from 0.5 mm<sup>2</sup> to 4 mm<sup>2</sup>.

This product is designed for specific Ex applications (please refer to the product datasheet).

## Electrical data

### Ratings per IEC/EN

Nominal voltage (III/3)	500 V
Rated impulse withstand voltage (III / 3)	6 kV
Rated current	32 A
Legend (ratings)	(III / 3) $\triangle$ Overvoltage category III / Pollution degree 3

### Ex information

Reference to hazardous areas	See "Downloads – Documentation – Additional Information: Technical Section; Technical Explanations"
Ratings per	ATEX: PTB 03 ATEX 1189 U
Rated voltage EN (Ex e II)	440 V
Rated current (Ex e II)	28 A

## General information

Wiring direction	Side-entry wiring
------------------	-------------------

## Connection Data

Clamping units	8
Total number of potentials	2
PE function	without PE contact

### Connection 1

Connection technology	Push-in CAGE CLAMP®
Actuation type	Push-button
Connectable conductor materials	Copper
Solid conductor	0.5 ... 4 mm <sup>2</sup> / 20 ... 12 AWG
Solid conductor; push-in termination	0.75 ... 4 mm <sup>2</sup> / 18 ... 12 AWG
Stranded conductor	0.5 ... 4 mm <sup>2</sup> / 20 ... 12 AWG
Fine-stranded conductor	0.5 ... 4 mm <sup>2</sup> / 20 ... 12 AWG
Fine-stranded conductor; with insulated ferrule	0.5 ... 1.5 mm <sup>2</sup> / 20 ... 16 AWG
Fine-stranded conductor; with ferrule; push-in termination	0.75 ... 1.5 mm <sup>2</sup> / 18 ... 16 AWG
Note (conductor cross-section)	Depending on the conductor characteristic, a conductor with a smaller cross-section can also be inserted via push-in termination.
Strip length	10 ... 11 mm / 0.39 ... 0.43 inches
Pole number	2
Wiring direction	Side-entry wiring

## Physical data

Pin spacing	12 mm / 0.472 inches
Width	24 mm / 0.945 inches
Height	27.5 mm / 1.083 inches
Height from the surface	22.3 mm / 0.878 inches
Depth	35 mm / 1.378 inches

## Mechanical data

Marking	plain
Mounting type	Snap-in foot

### Material data

Note (material data)	<a href="#">Information on material specifications can be found here</a>
Color	black
Material group	I
Insulation material (main housing)	Polyamide (PA66)
Flammability class per UL94	V0
Fire load	0.253 MJ
Halogen-free	Yes
Weight	13.8 g

### Commercial data

PU (SPU)	500 pcs
Packaging type	Bag
Country of origin	DE
GTIN	4055143321327
Customs tariff number	85369010000

### Product Classification

UNSPSC	39121410
ETIM 9.0	EC001284
ETIM 10.0	EC001284
ECCN	NO US CLASSIFICATION

### Environmental Product Compliance

RoHS Compliance Status	Compliant, No Exemption
------------------------	-------------------------

### Approvals / Certificates

#### General approvals



Approval	Standard	Certificate Name
CSA DEKRA Certification B.V.	C22.2	1505030

#### Declarations of conformity and manufacturer's declarations

Approval	Standard	Certificate Name
ATEX-Attestation of Conformity WAGO GmbH & Co. KG	-	-

#### Approvals for hazardous areas



Approval	Standard	Certificate Name
ATEX Physikalisch Technische Bundesanstalt	EN 60079	PTB 03 ATEX 1189 U (II 2 G Ex eb IIC Gb bzw. I M 2 Ex eb I Mb)
CCC CNEX	GB/T 3836.3	2020312313000178 (Ex eb IIC Gb, Ex eb I Mb)

Downloads

Environmental Product Compliance

Compliance Search

Environmental Product Compliance  
862-532/999-950



1 Compatible Products

1.1 Optional Accessories

1.1.1 Ferrule

1.1.1.1 Ferrule



[Item No.: 216-241](#)

Ferrule; Sleeve for 0.5 mm<sup>2</sup> / 20 AWG; insulated; electro-tin plated; electrolytic copper; gastight crimped; acc. to DIN 46228, Part 4/09.90; white



[Item No.: 216-141](#)

Ferrule; Sleeve for 0.5 mm<sup>2</sup> / 20 AWG; un-insulated; electro-tin plated; electrolytic copper; gastight crimped; acc. to DIN 46228, Part 1/08.92



[Item No.: 216-242](#)

Ferrule; Sleeve for 0.75 mm<sup>2</sup> / 18 AWG; insulated; electro-tin plated; electrolytic copper; gastight crimped; acc. to DIN 46228, Part 4/09.90; gray



[Item No.: 216-142](#)

Ferrule; Sleeve for 0.75 mm<sup>2</sup> / 18 AWG; un-insulated; electro-tin plated; electrolytic copper; gastight crimped; acc. to DIN 46228, Part 1/08.92



[Item No.: 216-243](#)

Ferrule; Sleeve for 1 mm<sup>2</sup> / AWG 18; insulated; electro-tin plated; electrolytic copper; gastight crimped; acc. to DIN 46228, Part 4/09.90; red



[Item No.: 216-143](#)

Ferrule; Sleeve for 1 mm<sup>2</sup> / AWG 18; un-insulated; electro-tin plated; electrolytic copper; gastight crimped; acc. to DIN 46228, Part 1/08.92



[Item No.: 216-244](#)

Ferrule; Sleeve for 1.5 mm<sup>2</sup> / AWG 16; insulated; electro-tin plated; electrolytic copper; gastight crimped; acc. to DIN 46228, Part 4/09.90; black



[Item No.: 216-144](#)

Ferrule; Sleeve for 1.5 mm<sup>2</sup> / AWG 16; un-insulated; electro-tin plated; electrolytic copper; gastight crimped; acc. to DIN 46228, Part 1/08.92; silver-colored

1.1.2 Jumper

1.1.2.1 Jumper



[Item No.: 862-482](#)

Jumper; for conductor entry; insulated; black

1.1.3 Marking

1.1.3.1 Marking strip



[Item No.: 709-177](#)

Marking strips; on reel; 7.5 mm wide; not stretchable; plain; snap-on type; translucent



[Item No.: 709-178](#)

Marking strips; on reel; 7.5 mm wide; not stretchable; plain; snap-on type; white

## 1.1.4 Test and measurement

### 1.1.4.1 Testing accessories

**Item No.: 210-136**

Test plug; 2 mm Ø; with 500 mm cable; red

## 1.1.5 Tool

### 1.1.5.1 Operating tool

**Item No.: 210-720**

Operating tool; Blade: 3.5 x 0.5 mm; with a partially insulated shaft; multicoloured

## Installation Notes

**Cost-effective features:**

WAGO's 862 Series Chassis-Mount Terminal Strips were developed specifically to minimize wiring costs, while accommodating requirements for flexible mounting, multiple connection points and easy usage:

- Equipped with Push-in CAGE CLAMP®, the 862 Series connects up to four conductors sized 0.5 to 4 mm<sup>2</sup> (20 ... 12 AWG). Due to multiple connection points per pole, different conductor sizes can be used within the same terminal block position.
- For factory wiring, Push-in CAGE CLAMP® Connection Technology allows solid conductors, fine-stranded conductors with ferrules or ultrasonically bonded conductors from 0.5 ... 4 mm<sup>2</sup> (20 ... 12 AWG) to be terminated by simply pushing them into unit (length of bonded conductor end: min. 10 mm).
- Convenient automatic grounding contact (optional)
- Snap-in mounting feet for fast assembly
- Push-buttons for easy installation with an operating tool or by hand
- Built-in test points simplify testing with 2 mm Ø test plug
- Standard marking for each pole, or custom marking for large orders

### Conductor termination




Terminating four conductors per pole – solid and fine-stranded.




Inserting a conductor via push-button.

### Commoning



Commoning using a comb-style jumper bar (862-482).

### Testing




Testing with a 2 mm Ø test plug (max. 42 V).



Dimensions in mm

### Marking



Marking by direct, one-side printing and marking strips