

RefLED Superia Retro MR16

RefLED Superia Retro MR16 V2 425LM 840 36° SL

0029231



Product features

- Compact, energy efficient and exceptional value for money product
- Same shape and size as halogen MR16 lamp
- Compact Cluster SMD technology enabling high efficiency with halogen look
- Reduced visible heat sink from the front
- Available in 36 degree
- High lumen efficacy
- 12V AC/DC
- 25,000 hours average rated life
- 3 years warranty



PRODUCT OVERVIEW

Product name	RefLED Superia Retro MR16 V2 425LM 840 36° SL
Technology	LED
Watt (Rated) (W)	4.6
Type	LED exchangeable
Fixture rating	Open
General application	Hospitality, Education, Residential & Consumer
ETIM Class	EC001959
E-number FI	4741111
Warranty	3 years
Colour temperature (K)	4000
Light colour	Cool White
CRI (Ra)	80
Colour Variation Initial (SDCM)	SDCM6
Colour Consistency (SDCM)	6
Beam Angle (°)	36
Photobiological Risk Group	RG1
Wattage (W)	4.6
Dimmable	No
Average life (Nominal) (h)	25000
Product EAN number	5410288292311

DATA TABLE

General data

Product name	RefLED Superia Retro MR16 V2 425LM 840 36° SL
Technology	LED
Watt (Rated) (W)	4.6
Type	LED exchangeable
Fixture rating	Open
General application	Hospitality, Education, Residential & Consumer
Operating temperature range (°C)	-20°C...+40°C
Performance ambient temperature Tq (°C)	25

RefLED Superia Retro MR16

RefLED Superia Retro MR16 V2 425LM 840 36° SL
0029231

ETIM Class	EC001959
E-number FI	4741111
Warranty	3 years

Optical data

Colour temperature (K)	4000
Light colour	Cool White
CRI (Ra)	80
Colour Variation Initial (SDCM)	SDCM6
Colour Consistency (SDCM)	6
Luminous Intensity (cd)	900
Beam Angle (°)	36
Photobiological Risk Group	RG1
Lumen maintenance at end of nominal life (%)	70

Electrical data

Wattage (W)	4.6
Equivalent watt (W)	40
Primary Supply/Product voltage - min (V)	12
Primary Supply/Product voltage - max (V)	12
Control gear required	Yes
No. Of switching cycles before premature failures	>50000
Dimmable	No
Lamp Energy Label (class)	E

Lifetime data

Lifespan L70 B50	25000
Average life (Nominal) (h)	25000
Average life (Rated) (h)	25000

Physical data

Nominal Product Length (mm)	44
Nominal Product Diameter (mm)	50
Weight (kg)	0.03

Packaging

Single packaging type	Carton
Product EAN number	5410288292311
Packaging single length / height (cm)	6.1
Packaging single width (cm)	5.1
Packaging single depth (cm)	8.2
DUN14 (inner)	25410288292315
Units per inner package	6
Packaging inner length / height (cm)	19.4
Packaging inner width (cm)	11.4
Packaging inner depth (cm)	9.4
DUN14 (outer)	15410288292318

RefLED Superia Retro MR16

RefLED Superia Retro MR16 V2 425LM 840 36° SL

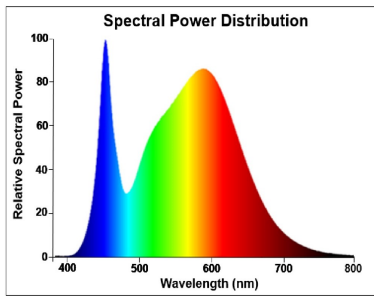
0029231

Units per outer package	36
Packaging outer length / height (cm)	36.2
Packaging outer width (cm)	21.7
Packaging outer depth (cm)	21.9

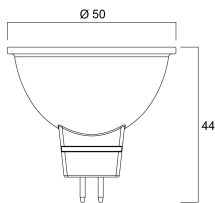
Safety data

Optimal operating condition (°C)	-20-40
Breakage cleaning instructions	Not applicable
Special purpose lamp	No
Dry applications use only	Yes
Suitable for household illumination	Yes
Safety message	Not Suitable for totally enclosed fixtures

PHOTOMETRY



TECHNICAL DRAWINGS



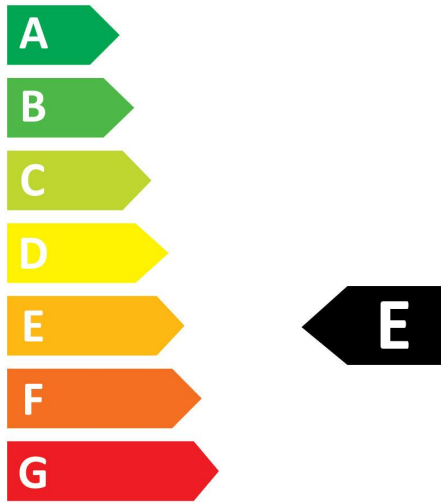
RefLED Superia Retro MR16

RefLED Superia Retro MR16 V2 425LM 840 36° SL
0029231



SYLVANIA

0029231



5
kWh/1000h



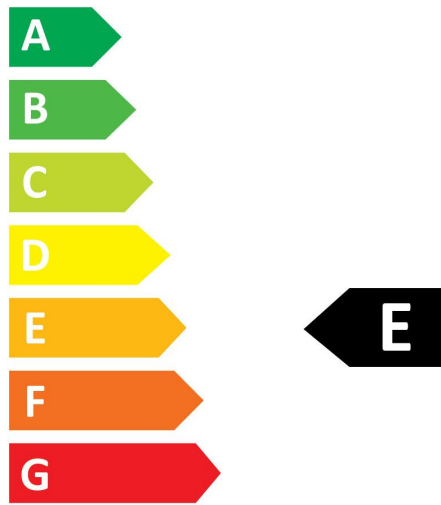
2019/2015

RefLED Superia Retro MR16

RefLED Superia Retro MR16 V2 425LM 840 36° SL
0029231



0029231



5
kWh/1000h



2019/2015