

**Data Sheet | Item Number: 261-303/331-000**  
2-conductor terminal block; on one side with push-button; with fixing flange; 1-pole;  
for screw or similar mounting types; Fixing hole 3.2 mm Ø; 2.5 mm²; CAGE CLAMP®;  
2,50 mm²; light gray  
<https://www.wago.com/261-303/331-000>



Color: ■ light gray                      Similar to illustration

**Electrical data**

Ratings per IEC/EN		Approvals per UL 1059			
Nominal voltage (III/3)	500 V	Use group	B	C	D
Rated impulse voltage (III/3)	6 kV	Rated voltage	300 V	300 V	600 V
Rated current	24 A	Rated current	15 A	15 A	5 A
Legend (ratings)	(III / 3) ≙ Overvoltage category III / Pollution degree 3				

Approvals per CSA 22.2 No 158			
Use group	B	C	D
Rated voltage	-	300 V	600 V
Rated current	-	10 A	5 A

**Connection data**

Connection 1	
Connection technology	CAGE CLAMP®
Actuation type	Operating tool
Connectable conductor materials	Copper
Solid conductor	0.08 ... 2.5 mm² / 28 ... 14 AWG
Fine-stranded conductor	0.08 ... 2.5 mm² / 28 ... 14 AWG
Strip length	8 ... 9 mm / 0.31 ... 0.35 inches
Pole number	1
Wiring direction	Side-entry wiring

Connection 2	
Actuation type 2	Push-button



Physical data	
Width	6 mm / 0.236 inches
Height from the surface	23.3 mm / 0.917 inches
Depth	28.1 mm / 1.106 inches

Mechanical data	
Design	horizontal type
Mounting type	Mounting flange
Marking level	Side marking

Material data	
Note (material data)	<a href="https://www.wago.com/us/material-specifications">Information on material specifications can be found here</a>
Color	light gray
Material group	I
Insulation material	Polyamide (PA66)
Flammability class per UL94	V0
Fire load	0.054 MJ
Halogen-free	Yes
Weight	2.4 g

Environmental requirements	
Processing temperature	-35 ... +85 °C
Continuous operating temperature	-60 ... +105 °C

Commercial data	
eCl@ss 10.0	27-14-11-06
eCl@ss 9.0	27-14-11-06
ETIM 8.0	EC001284
ETIM 7.0	EC001284
PU (SPU)	200 (50) pcs
Packaging type	Box
Country of origin	DE
GTIN	4044918619257
Customs tariff number	85369010000

Environmental Product Compliance	
RoHS Compliance Status	Compliant, No Exemption

Approvals / Certificates

General approvals			Declarations of conformity and manufacturer's declarations		
			Approval	Standard	Certificate Name
CCA	EN 60998	NTR-NL 6509	EU-Declaration of Confor- mity WAGO GmbH & Co. KG	-	-
DEKRA Certification B.V.			UK-Declaration of Confor- mity WAGO GmbH & Co. KG	-	-
CCA	EN 60998	2110272.02			
DEKRA Certification B.V.					



Approvals for marine applications



Approval	Standard	Certificate Name
ABS American Bureau of Ship- ping	-	19-HG1869868-PDA
LR Lloyds Register	IEC 60998	LR22173030TA

Downloads

Environmental Product Compliance

Compliance Search
Environmental Product Compliance 261-303/331-000





Documentation

Additional Information
Technical Section

pdf  
2240.62 KB






Bid Text			
261-303/331-000	19.02.2019	xml 3.29 KB	<a href="#"></a>
261-303/331-000	16.08.2017	doc 25.00 KB	<a href="#"></a>

CAD/CAE-Data

CAD data
2D/3D Models 261-303/331-000



CAE data	
EPLAN Data Portal 261-303/331-000	
WSCAD Universe 261-303/331-000	
ZUKEN Portal 261-303/331-000	

1 Compatible Products

1.1 Required Accessories

1.1.1 End plate

1.1.1.1 End plate









Item No.: 261-361  
End plate; with fixing flange; gray



1.2 Optional Accessories



1.2.1 Ferrule

1.2.1.1 Ferrule

 <b>Item No.: 216-301</b> Ferrule; Sleeve for 0.25 mm² / AWG 24; insulated; electro-tin plated; yellow	 <b>Item No.: 216-321</b> Ferrule; Sleeve for 0.25 mm² / AWG 24; insulated; electro-tin plated; yellow	 <b>Item No.: 216-151</b> Ferrule; Sleeve for 0.25 mm² / AWG 24; uninsulated; electro-tin plated	 <b>Item No.: 216-131</b> Ferrule; Sleeve for 0.25 mm² / AWG 24; uninsulated; electro-tin plated; silver-colored
 <b>Item No.: 216-302</b> Ferrule; Sleeve for 0.34 mm² / 22 AWG; insulated; electro-tin plated; light turquoise	 <b>Item No.: 216-322</b> Ferrule; Sleeve for 0.34 mm² / 22 AWG; insulated; electro-tin plated; light turquoise	 <b>Item No.: 216-132</b> Ferrule; Sleeve for 0.34 mm² / AWG 24; uninsulated; electro-tin plated	 <b>Item No.: 216-152</b> Ferrule; Sleeve for 0.34 mm² / AWG 24; uninsulated; electro-tin plated
 <b>Item No.: 216-201</b> Ferrule; Sleeve for 0.5 mm² / 20 AWG; insulated; electro-tin plated; white	 <b>Item No.: 216-221</b> Ferrule; Sleeve for 0.5 mm² / 20 AWG; insulated; electro-tin plated; white	 <b>Item No.: 216-101</b> Ferrule; Sleeve for 0.5 mm² / AWG 22; uninsulated; electro-tin plated; silver-colored	 <b>Item No.: 216-121</b> Ferrule; Sleeve for 0.5 mm² / AWG 22; uninsulated; electro-tin plated; silver-colored
 <b>Item No.: 216-202</b> Ferrule; Sleeve for 0.75 mm² / 18 AWG; insulated; electro-tin plated; gray	 <b>Item No.: 216-222</b> Ferrule; Sleeve for 0.75 mm² / 18 AWG; insulated; electro-tin plated; gray	 <b>Item No.: 216-102</b> Ferrule; Sleeve for 0.75 mm² / AWG 20; uninsulated; electro-tin plated; silver-colored	 <b>Item No.: 216-122</b> Ferrule; Sleeve for 0.75 mm² / AWG 20; uninsulated; electro-tin plated; silver-colored
 <b>Item No.: 216-203</b> Ferrule; Sleeve for 1 mm² / AWG 18; insulated; electro-tin plated; red	 <b>Item No.: 216-223</b> Ferrule; Sleeve for 1 mm² / AWG 18; insulated; electro-tin plated; red	 <b>Item No.: 216-103</b> Ferrule; Sleeve for 1 mm² / AWG 18; uninsulated; electro-tin plated	 <b>Item No.: 216-123</b> Ferrule; Sleeve for 1 mm² / AWG 18; uninsulated; electro-tin plated; silver-colored
 <b>Item No.: 216-204</b> Ferrule; Sleeve for 1.5 mm² / AWG 16; insulated; electro-tin plated; black	 <b>Item No.: 216-224</b> Ferrule; Sleeve for 1.5 mm² / AWG 16; insulated; electro-tin plated; black	 <b>Item No.: 216-124</b> Ferrule; Sleeve for 1.5 mm² / AWG 16; uninsulated; electro-tin plated	 <b>Item No.: 216-104</b> Ferrule; Sleeve for 1.5 mm² / AWG 16; uninsulated; electro-tin plated; silver-colored
 <b>Item No.: 216-205</b> Ferrule; Sleeve for 2.08 mm² / AWG 14; insulated; electro-tin plated; yellow	 <b>Item No.: 216-206</b> Ferrule; Sleeve for 2.5 mm² / AWG 14; insulated; electro-tin plated; blue	 <b>Item No.: 216-106</b> Ferrule; Sleeve for 2.5 mm² / AWG 14; uninsulated; electro-tin plated; silver-colored	

1.2.2 Installation

1.2.2.1 Mounting accessories

 <b>Item No.: 209-137</b> Mounting adapter; can be used as end stop; 6.5 mm wide; gray	 <b>Item No.: 209-123</b> Mounting foot with screw; can be screwed on terminal blocks with fixing flange; 6.4 mm wide; gray
---	--

1.2.3 Jumper

1.2.3.1 Jumper



**Item No.: 261-402**  
Jumper; for conductor entry; 2-way; insulated; gray

1.2.4 Marking

1.2.4.1 Marking strip



**Item No.: 210-833**  
Marking strips; 25 m on roll; 6 mm wide; plain; Self-adhesive; white

1.2.5 Tool

1.2.5.1 Operating tool



**Item No.: 210-658**  
Operating tool; Blade: 3.5 x 0.5 mm; with a partially insulated shaft; angled; short; multicoloured




**Item No.: 210-720**  
Operating tool; Blade: 3.5 x 0.5 mm; with a partially insulated shaft; multicoloured




**Item No.: 210-657**  
Operating tool; Blade: 3.5 x 0.5 mm; with a partially insulated shaft; short; multicoloured

Installation Notes

Installation




Assembling modular terminal blocks into terminal strips.




Mounting an end plate.

Conductor termination




**CAGE CLAMP® connection**  
Inserting a conductor.  
With ferruled conductors, it is necessary to use a terminal block one size larger than the conductor's nominal cross-section.




**CAGE CLAMP® connection**  
Inserting a conductor via push-button.

Commoning



Commoning with comb-style jumper bar.

Marking



Marking with self-adhesive marking strips.



Marking by direct printing (upon request).