

LED Bluetooth

Manual - Handleiding Bedienungsanleitung - Manuel d'instruction

Technical Specifications

Operating voltage / <i>Nom. spanning</i> / Betriebsspannung / <i>Tension nominale</i>	AC 220V-240V
Nominal power	9W
<i>CCT range</i>	2700-6500K
Dimmable / <i>Dimbaar</i> / Dimmbar / <i>Dimmable</i>	100-10%
<i>Luminous flux</i>	600lm (2700K) 800lm (6500K)
<i>Range (unobstructed)</i>	20m
<i>Bluetooth</i>	4.0
<i>Compatible with</i>	iOS (≥7.0), Android (≥4.3)

Getting Started

1. Scan QR code to download the Ble_Light App. For iOS and Android devices

Android




iOS



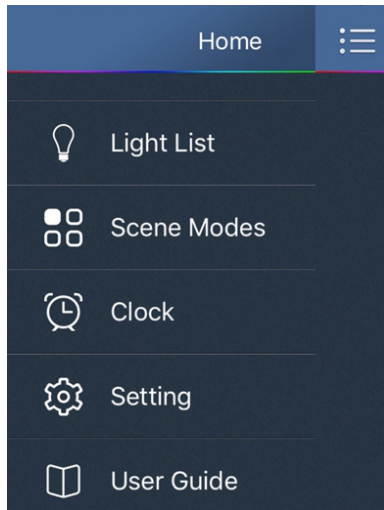
2. Within mobile device setting, turn on Bluetooth

3. Install the Bailey LED Bluetooth lamp

4. Open Ble_Light App



Main Menu



Select and Manage Bluetooth Lamps

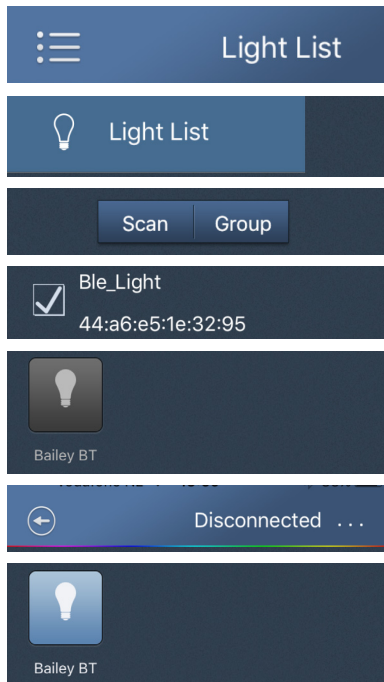
Scene Mode selection

Set countdown timers (Begin/End time & Day) to turn bulbs ON or OFF

Change or Reset Password

View instruction manual "Light User Guide"

Connect Bluetooth Lamp



Tap Home symbol


Select Light list

Tap "Scan"

Select lamp, return to Light List

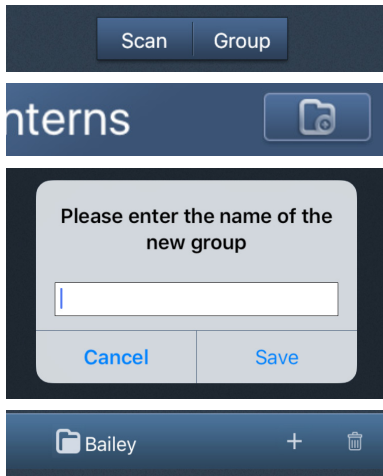
Select lamp

Tap on "..."



Connected lamps are shown in Blue

Create Group




Select "Group"

Tap on "map"

Enter name of new group

Tap on "+" and select available lamps (max 4)

Control Light Bulb



Tap on connected lamp in the light list

Default settings

Turn On/Off

Change colour Temperature (6500 - 2700K)

Adjust brightness


General Instructions

When using standard light switch the Bluetooth Light Bulb will light up in standard default setting (6500K - 80%)

When you switch off the Bluetooth setting on your mobile device while the lamp is on it will stay on. You can turn off the lamp by using the standard lamp switch.

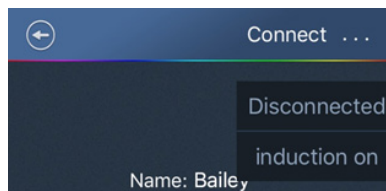
Renaming bulb: tap (and hold) on the Ble_Light name in connect status, the corresponding bulb will start flashing, then you can change the name of the light bulb

Delete bulb: tap (and hold) the bulb you want to delete in the Light List until a red cross will appear. Press cross to delete bulb.



Induction function:

tap on “...” and select “Induction On”. The lamp will automatically turn off when the Bluetooth connection is broken because of the distance between your mobile device and the lamp. The lamp will automatically turn off when back within distance.



Bailey lights