

Start Surface IP66 Ø300mm

START SURFACE IP66 1050LM 830 IK10 WHT
0049286



Product features

- LED exterior surface mounted luminaire, 1050lm, 12W power consumption, 88lm/W efficacy, 3000K color temperature, CRI80, non-dimmable, IP66, IK10, 50,000 hours (L70), white housing, vandal resistant, supplied with anti-theft screws



PRODUCT OVERVIEW

Product name	START SURFACE IP66 1050LM 830 IK10 WHT
Technology	LED
Housing	PC Polycarbonate
Environment	Indoor, Outdoor
General application	Hospitality
ETIM Class	EC002892
E-number FI	4274497
E-number SE	7505130
Warranty	5 years
Fixture luminous flux (lm)	1050
Luminaire efficacy (lm/W)	88
Colour temperature (K)	3000
Colour Code	830
Light colour	Warm White
CRI (Ra)	80
Beam Angle (°)	120
Beam Angle (°)	110
Photobiological Risk Group	RG0
Total power consumption (W)	12
Electrical protection	Class II
Dimmable	No
Dimming method	N/A
LED Flickering Rate	Low (6% - 20%)
Housing colour	RAL 9003 - Signal white
IP rating	IP66
IK rating	IK10
Product EAN number	5410288492865

DATA TABLE

General data

Product name	START SURFACE IP66 1050LM 830 IK10 WHT
--------------	--

Start Surface IP66 Ø300mm

START SURFACE IP66 1050LM 830 IK10 WHT

0049286

Technology	LED
Housing	PC Polycarbonate
Environment	Indoor, Outdoor
General application	Hospitality
Operating temperature range (°C)	-20°C...+45°C
Performance ambient temperature Tq (°C)	25
ETIM Class	EC002892
E-number FI	4274497
E-number SE	7505130
Warranty	5 years

Optical data

Fixture luminous flux (lm)	1050
Luminaire efficacy (lm/W)	88
Colour temperature (K)	3000
Colour Code	830
Light colour	Warm White
CRI (Ra)	80
Beam Angle (°)	120
Beam Angle (°)	110
Photobiological Risk Group	RG0

Electrical data

Total power consumption (W)	12
Lamp power factor	0.5
Electrical protection	Class II
Dimmable	No
Dimming method	N/A
Drive current (mA)	350
Inrush Current (A)	15.7
Inrush Duration (µs)	68
Glow Wire Test (°C)	650
Energy Efficiency Class (A->G) of contained light source	E
Nominal Frequency (Hz)	50/60Hz
LED Flickering Rate	Low (6% - 20%)
Max. products per 10A C Breaker	42
Max. products per 13A C Breaker	51
Max. products per 16A C Breaker	60
Max. products per 20A C Breaker	70
Max. products per 10A B Breaker	40
Max. products per 13A B Breaker	48
Max. products per 16A B Breaker	57
Max. products per 20A B Breaker	68

Lifetime data

Lifespan L70 B50	50000
------------------	-------

Start Surface IP66 Ø300mm *START SURFACE IP66 1050LM 830 IK10 WHT* 0049286

Physical data

Housing colour	RAL 9003 - Signal white
IP rating	IP66
IK rating	IK10
Diffuser finish	Opal
Diffuser material	PC Polycarbonate
Nominal Product Length (mm)	300
Nominal Product Width (mm)	300
Nominal Product Height (mm)	90
Nominal Product Diameter (mm)	300
Weight (kg)	0.78

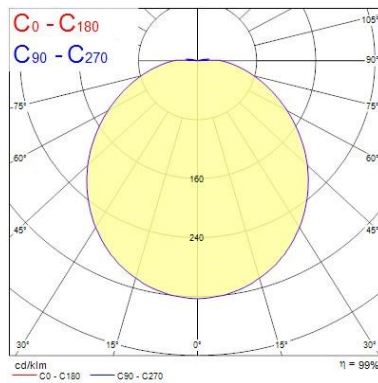
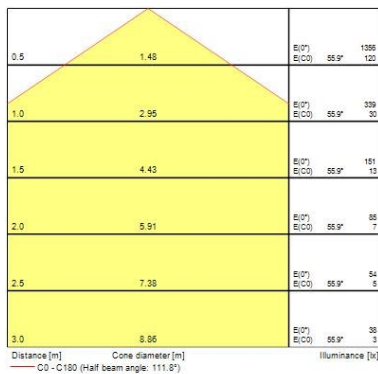
Packaging

Product EAN number	5410288492865
Packaging single length / height (cm)	30.2
Packaging single width (cm)	9.9
Packaging single depth (cm)	30.5
DUN14 (outer)	15410288492862
Units per outer package	6
Packaging outer length / height (cm)	61.5
Packaging outer width (cm)	31.0
Packaging outer depth (cm)	32.0

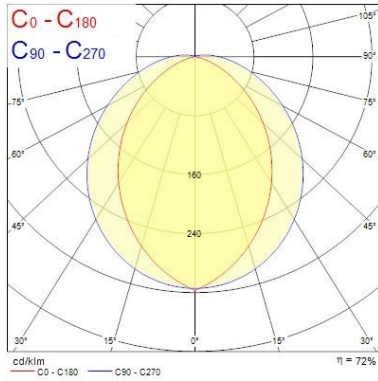
Safety data

Optimal operating condition (°C)	-20-45
----------------------------------	--------

PHOTOMETRY



Start Surface IP66 Ø300mm *START SURFACE IP66 1050LM 830 IK10 WHT* 0049286



Distance [m]	Cone diameter [m]	Beam angle [°]	Beam angle [°]	Beam angle [°]	Illuminance [lx]
0.5	1.49 0.83	E(0°)	E(C90)	E(C0)	921 78 213
1.0	2.99 1.66	E(0°)	E(C90)	E(C0)	233 203 52
1.5	4.48 2.49	E(0°)	E(C90)	E(C0)	103 9 24
2.0	5.98 3.32	E(0°)	E(C90)	E(C0)	58 5 13
2.5	7.47 4.15	E(0°)	E(C90)	E(C0)	37 3 9
3.0	8.96 4.98	E(0°)	E(C90)	E(C0)	28 2 6

Distance [m] Cone diameter [m] Illuminance [lx]
 — C0 - C180 (Half beam angle: 79.4°)
 — C90 - C270 (Half beam angle: 112.4°)

TECHNICAL DRAWINGS

