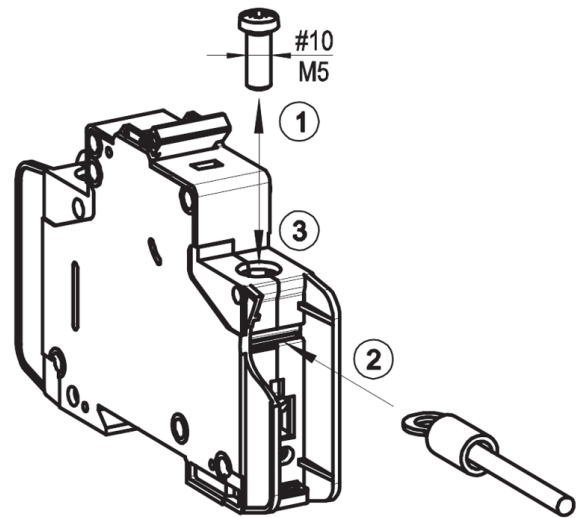
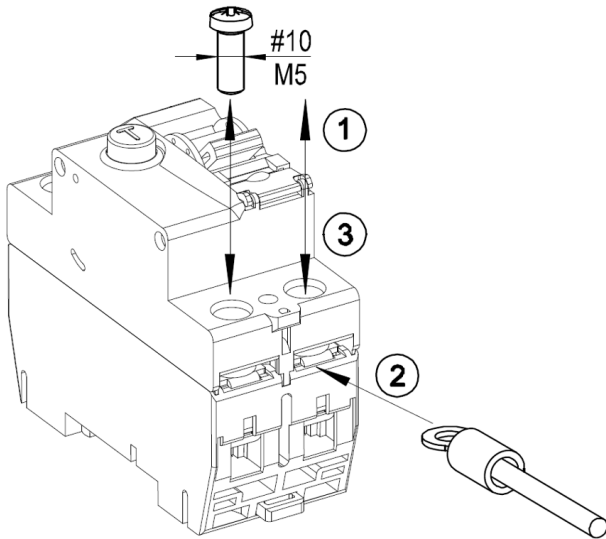


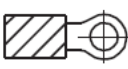
How to connect cable lugs to RT-devices

FRC...RT & FRB...RT

FAZ...RT



- a Unscrew & pull out the terminal screw
- b Insert cable lug in the top terminal
- c Insert screw and tighten the terminal

Max. Ring tongue connector dimensions for Eaton switchgear (in mm)								
Region	Type	Thickness	A	B	C	Conductor cross section	Insulation	
IEC	FAZ...RT	1,5	11,0	Suitable for M5	7,5 - 9,5	0,75 – 10 mm ²	Required 	
	FRC...RT	2,0	10,4					
	FRB...RT	2,0	11,1					
UL CSA	FAZ...RT	1,5	11,0	Suitable for M5		18 - 8 AWG		

Recommended cable lugs

AMP	165294-0
	726343-0
Cembre	RF-M5
	GF-M5
Klaue	6205
	6505
Mecatraction	51155-2
	C3P50R4J
Molex	19070-0102
	19071-0180

If special standard requirements (e.g. EN45545) should be met, it must be coordinated with the cable lug manufacturer.