

## Data Sheet | Item Number: 294-5094/4025-000

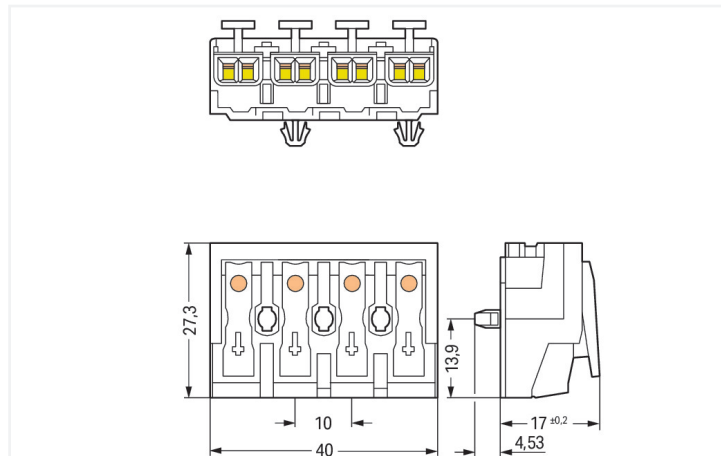
Lighting connector; push-button, external; without ground contact; 4-pole; Lighting side: for solid conductors; Inst. side: for all conductor types; max. 2.5 mm<sup>2</sup>; Surrounding air temperature: max 85°C (T85); white



<https://www.wago.com/294-5094/4025-000>



Color: ■ white



Dimensions in mm

Field-wiring terminal block, 294 Series, white

Our field-wiring terminal block (item number 294-5094/4025-000) ensures effortless electrical installations. Ensure that the strip lengths are between 8 and 9 mm when connecting conductors to this field-wiring terminal block. This product features four conductor terminals and utilizes Push-in CAGE CLAMP® as well as PUSH WIRE®. Our Push-in CAGE CLAMP® is a universal, maintenance-free connection solution for all conductor types, boasting a key feature: It allows direct insertion of both solid and fine-stranded conductors with ferrules without needing tools. No preparation is required; for example, crimping the conductor's ferrule is not necessary. Our trusted PUSH WIRE® connection offers the fastest method for clamping conductors. It utilizes the conductor's stiffness to overcome the clamping spring's contact force. Dimensions: (40 x 21.53 x 27.3) mm (width x height x depth). This field-wiring terminal block is suitable for conductor cross sections ranging from 0.5 mm<sup>2</sup> to 2.5 mm<sup>2</sup> on one side and for conductor cross sections ranging from 0.5 mm<sup>2</sup> to 2.5 mm<sup>2</sup> on the other side as well as conductor cross sections from 0.5 mm<sup>2</sup> to 2.5 mm<sup>2</sup> and from 0.5 mm<sup>2</sup> to 0.75 mm<sup>2</sup> depending on the conductor type.

The contact surface is coated with tin.

### Electrical data

Ratings per	IEC/EN 60998-1		
Overvoltage category	III	III	II
Pollution degree	3	2	2
Nominal voltage	-	-	500 V
Rated impulse withstand voltage	-	-	4 kV
Rated current	-	-	24 A

### Ratings per IEC/EN – Notes

Ratings (note) Connection points

Ratings per	IEC/EN 60998-2-2		
Overvoltage category	III	III	II
Pollution degree	3	2	2
Nominal voltage	-	-	500 V
Rated impulse withstand voltage	-	-	4 kV
Rated current	-	-	24 A

### General information

Wiring direction Side-entry wiring

## Connection data

Clamping units	20
Total number of potentials	4
Number of connection types	4
PE function	without PE contact

### Connection 1

Connection type	External 1
Connection technology	Push-in CAGE CLAMP®
Number of connection points	2
Actuation type	Push-button
Connectable conductor materials	Copper
Solid conductor	0.5 ... 2.5 mm <sup>2</sup> / 18 ... 12 AWG
Solid conductor; push-in termination	0.5 ... 2.5 mm <sup>2</sup> / 18 ... 12 AWG
Stranded conductor	0.5 ... 2.5 mm <sup>2</sup> / 18 ... 14 AWG
Fine-stranded conductor	0.5 ... 2.5 mm <sup>2</sup> / 18 ... 14 AWG
Fine-stranded conductor; with insulated ferrule	0.5 ... 1.5 mm <sup>2</sup> / 18 ... 16 AWG
Fine-stranded conductor; with uninsulated ferrule	0.5 ... 1.5 mm <sup>2</sup> / 18 ... 16 AWG
Fine-stranded conductor; with ferrule; push-in termination	0.5 mm <sup>2</sup> / 18 AWG
Strip length	8 ... 9 mm / 0.31 ... 0.35 inches
Pole number	4
Wiring direction	Side-entry wiring

### Connection 2

Connection type	Internal 2
Connection technology	PUSH WIRE®
Number of connection points	1
Actuation type	Push-in
Solid conductor	0.5 ... 2.5 mm <sup>2</sup> / 18 ... 14 AWG
Fine-stranded conductor; with insulated ferrule	0.5 ... 1 mm <sup>2</sup> / 18 ... 16 AWG
Fine-stranded conductor; with uninsulated ferrule	0.5 ... 1.5 mm <sup>2</sup> / 18 ... 14 AWG
Strip length	8 ... 9 mm / 0.31 ... 0.35 inches

### Connection 3

Connection type	Internal 3
Connection technology	PUSH WIRE®
Number of connection points	1
Actuation type	Push-in
Solid conductor	0.5 ... 1.5 mm <sup>2</sup> / 18 ... 16 AWG
Fine-stranded conductor; with insulated ferrule	0.5 ... 0.75 mm <sup>2</sup> / 18 AWG
Fine-stranded conductor; with uninsulated ferrule	0.5 ... 1 mm <sup>2</sup> / 18 AWG
Strip length	8 ... 9 mm / 0.31 ... 0.35 inches

### Connection 4

Connection type	Internal 4
Connection technology	PUSH WIRE®
Number of connection points	1
Actuation type	Push-in
Solid conductor	0.5 ... 0.75 mm <sup>2</sup> / 18 AWG
Strip length	8 ... 9 mm / 0.31 ... 0.35 inches

## Physical data

Pin spacing	10 mm / 0.394 inches
Width	40 mm / 1.575 inches
Height	21.53 mm / 0.848 inches
Height from the surface	17 mm / 0.669 inches
Depth	27.3 mm / 1.075 inches

### Mechanical data

Marking	1/L´-2/L-E-N
Mounting type	Snap-in foot

### Material data

Note (material data)	<a href="#">Information on material specifications can be found here</a>
Color	white
Material group	IIIa
Insulation material (main housing)	Polycarbonate (PC)
Flammability class per UL94	V0
Clamping spring material	Chrome-nickel spring steel (CrNi)
Contact material	Electrolytic copper (E <sub>Cu</sub> )
Contact Plating	Tin
Fire load	0 MJ
Halogen-free	Yes
Weight	12.2 g

### Environmental requirements

Temperature stability	120 °C
T marking	T85

### Commercial data

PU (SPU)	500 pcs
Packaging type	Foil
Country of origin	CH
GTIN	4055143279192
Customs tariff number	85369010000

### Product Classification

UNSPSC	39121409
eCl@ss 10.0	27-14-11-06
eCl@ss 9.0	27-14-11-06
ETIM 9.0	EC001284
ETIM 10.0	EC001284
ECCN	NO US CLASSIFICATION

### Environmental Product Compliance

REACH Candidate List Substance	Perfluorobutane sulfonic acid (PFBS) and its salts
RoHS Compliance Status	Compliant, No Exemption
SCIP notification number (Austria)	6b5d5123-c2e2-4d0a-8dbb-4728e2664c36
SCIP notification number (Belgium)	6769cf33-5560-4986-a031-a0fa075fa66a
SCIP notification number (Bulgaria)	2d2a1c28-c948-4a18-b25d-306a80bf3cfa
SCIP notification number (Czech Republic)	ccb6d00-9cfb-49b3-8cae-2df794f25826
SCIP notification number (Denmark)	11eb437d-e804-45a3-90b1-60e892f4448c
SCIP notification number (Finland)	86e6e254-3fc2-483b-800f-3eebd6f2e919
SCIP notification number (France)	8645af70-9900-48d7-84c7-2f47b8f16ce0
SCIP notification number (Germany)	78d59dd5-f3ae-4e2a-a4c8-8827365dcf11
SCIP notification number (Hungary)	cbc25c05-031c-495c-8b6b-3799a788d5ff
SCIP notification number (Italy)	9c0ade50-c769-42aa-9fde-3df1147791fd
SCIP notification number (Netherlands)	fc5cdf21-5004-41f2-827b-cfa0adff6e9f
SCIP notification number (Poland)	b6031d8a-1d37-467f-9527-4934d612c467
SCIP notification number (Romania)	575ee134-d68f-4497-bc2f-53b2f43d97dc

**Environmental Product Compliance**

SCIP notification number (Sweden) 86c40f1f-031d-49e9-b77e-1ab65b1b4157

**Approvals / Certificates**

**General approvals** **Declarations of conformity and manufacturer's declarations**



Approval	Standard	Certificate Name
ENEC 05 DEKRA Certification B.V.	EN 60998	2128791.01

Approval	Standard	Certificate Name
EU-Declaration of Conformity WAGO GmbH & Co. KG	-	-
UK-Declaration of Conformity WAGO GmbH & Co. KG	-	-

**Downloads**

**Environmental Product Compliance**

Compliance Search
Environmental Product Compliance 294-5094/4025-000 <span style="float: right;">↓</span>

**Documentation**

Bid Text			
294-5094/4025-000	19.02.2019	xml 5.85 KB	↓
294-5094/4025-000	04.01.2018	doc 30.50 KB	↓

**1 Compatible Products**

**1.1 Optional Accessories**

**1.1.1 Strain relief**

**1.1.1.1 Strain relief**



**Item No.: 294-370**  
Strain relief; for 294 Series; with snap-in mounting feet; white

**Item No.: 294-375**  
Strain relief; for 294 Series; without snap-in mounting feet; white

1.1.1.2 Strain relief plate



**Item No.: 294-364**

Strain relief plate; for 294 Series; for multi-core cables; 3- to 5-pole; with secured clamp; white

**Item No.: 294-384**

Strain relief plate; for 294 Series; for single strands; 3- to 5-pole; with secured clamp; white

1.1.2 Tool

1.1.2.2 Operating tool

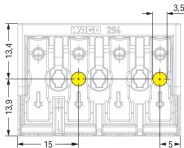


**Item No.: 206-294**

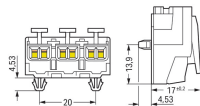
Disconnection tool; green

Installation Notes

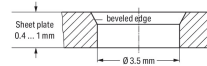
Installation



4-pole – without ground contact

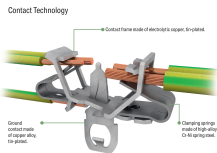


Snap-in foot



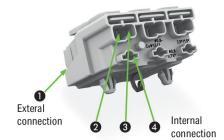
Drilled hole for snap-in mounting foot

Conductor termination



EUROPE	
1 x 0.5 ... 2.5 mm <sup>2</sup> "s"	
1 x 0.5 ... 1.5 mm <sup>2</sup> "s"	
1 x 0.5 ... 0.75 mm <sup>2</sup> "s"	
AMERICA	
1 x AWG 18 ... 14 "s"	
1 x AWG 18 ... 16 "s"	
1 x AWG 18 "s"	
JAPAN	
1 x 0.8 ... 1.6 mm diam. "s"	
1 x 0.8 ... 1 mm diam. "s"	
1 x 0.8 mm diam. "s"	

EUROPE	
2 x 0.5 ... 2.5 mm <sup>2</sup> "s, str, f-str"	
AMERICA	
2 x AWG 18 ... 12 "s"	
2 x AWG 18 ... 14 "s, f-str"	
JAPAN	
2 x 0.8 ... 2 mm diam. "s"	
2 x 0.5 ... 2 mm <sup>2</sup> "str, f-str"	


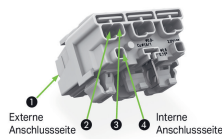


**Internal connection:**  
PUSH WIRE® for internal wiring with solid conductors

**External connection:**  
Push-in CAGE CLAMP® for field-wiring with all conductor types



Terminating five conductors per pole – solid and fine-stranded.



Subject to changes. Please also observe the further product documentation!

---

Current addresses can be found at: [www.wago.com](http://www.wago.com)