

Contact us

ABB Oy


Muottitie 2A, 65320
Vaasa, Finland
abb.com/lowvoltage



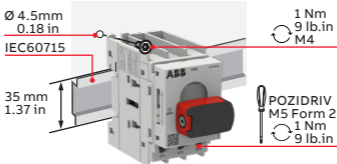
© Copyright 2025 ABB. All rights reserved.
Specifications subject to change without notice.

34OT_G1-34M rev. B / 1SCC301149M0201 # 20.10.2025


OT Plus OT16...63G1-_M



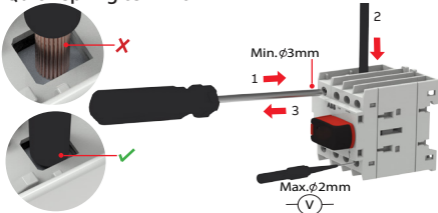
Mounting



Sliding front





Quick spring terminal





Padlock

Ø5...6 mm
0.20...0.23 in



OFF


Adjustable neutral pole timing



OFF

- 2 Simultaneous (default)
- 1
- 2 Early-make Late-break
- 1

Clearances per UL60947-4-1



Wire type (Cu only)	1 Wire (mm ²)	2 Wire (mm ²)	Quick spring terminal 1Wire (mm ²)	Stripping length	Tightening torque
Class 5-Flexible	1.5-16	1.5-6	1.5-10	9-10 mm 0.35-0.39 in	POZIDRIV M5 Form 2 1 Nm 9 lb.in
Class 2-Stranded	1.5-16	1.5-6	1.5-10		
Class 6-Very flexible with ferrule	0.75-4	0.75-4	1.5-4		
Class 1-Solid	0.75-6	0.75-6	1.5-4		
UL - Stranded	16-6	16-10	16-8		
UL - Solid	18-10	18-10	18-10		



Warning! Hazardous voltage! Installation by person with electrotechnical expertise only.

