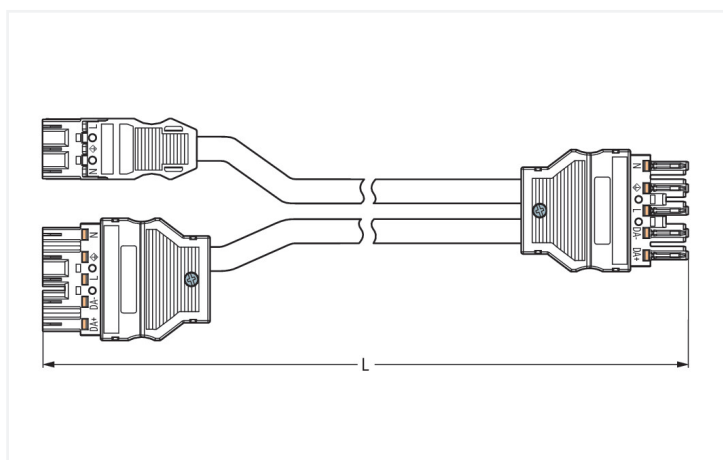
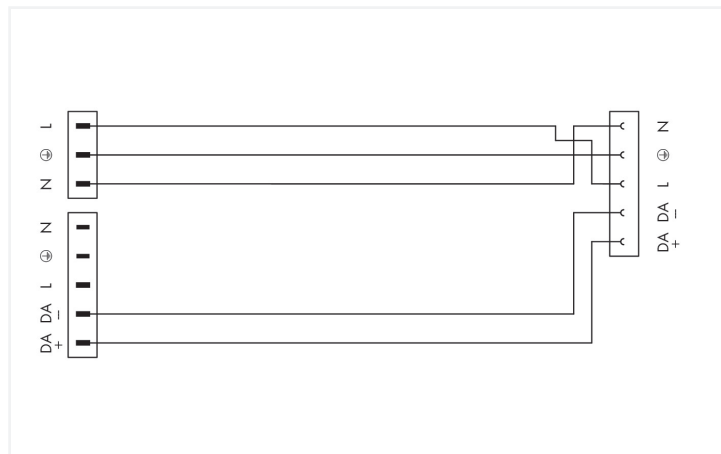



Data Sheet | Item Number: 771-5001/180-000

pre-assembled Y-cable; Eca; 2 x plug/socket; 3-pole + 5-pole/5-pole; Cod. A/I;
H05VV-F 3G 2.5 mm²; H05VV-F 2 x 1.5 mm²; 0.5 m; 1,50 mm²

<https://www.wago.com/771-5001/180-000>



Dimensions in mm

Cable assembly WINSTA® MIDI with protection against mismatching

The WINSTA® MIDI cable assembly with protection against mismatching allows installation of solid and fine-stranded conductors. On PCBs, in control cabinets or for connecting lights – pluggable installation connectors from WAGO allow you to establish connections according to many different requirements in seconds. The color coding and mechanical coding of the pluggable installation connector ensure error-free installation of the individual components – including protection against mismatching. The pluggable installation connector offers touch-proof protection with live components in accordance with protection type IP20 (When mated: IP2xC (These compact connectors are not designed for use in open, easily accessible areas!)). Coding in blue is used to label WINSTA® MIDI pluggable installation connectors, which are used predominantly in building automation for activating lighting. The WINSTA® MIDI Pluggable Connection System with Push-in CAGE CLAMP® spring pressure connection technology facilitates exemplary electrification. Due to the included test slot, it is possible to check connections even when they are plugged in. That saves time and reduces installation labor and costs. According to the European CPR, the fire class of the cables used for construction is critical for building safety, too. For houses with average safety requirements, cable assemblies with fire class E are suitable.

Pluggable connections instead of screw connections – cable assemblies from WAGO

The cable is pre-assembled with a MIDI plug, a MIDI plug and a MIDI socket. The WINSTA® Pluggable Connection System allows pluggable electrical installation. This significantly reduces the need for servicing and lowers costs. Take advantage of the pluggable version of our maintenance-free spring pressure connection technology too! Plan your installation with with protection type IP20 from WAGO.

- pluggable installation connectors with protection against mismatching
- for automation controllers
- for lighting management

- ready to install and use immediately
- fast, secure installation

Notes

Note Cables with a different fire class can be found in the eShop.

Electrical data

Ratings per	IEC/EN 60664-1		
	III	II	I
Overvoltage category	III	II	I
Pollution degree	3	2	2
Nominal voltage	250 V	-	-
Rated impulse withstand voltage	4 kV	-	-
Rated current	16 A	-	-

General information

Note on contact resistance approx. 1 mΩ of contact resistance
approx. 0.25 mΩ contact transition plug/socket

Connection Data

Total number of potentials 5

Connection 1

Pole number 5
Wire cross-section 1.5 mm²
Connection type MIDI plug; MIDI plug - MIDI socket

Connection 2

Pole number 3
Sheathed cable diameter 9.2 ... 11.4 mm
Wire cross-section 2.5 mm²

Connection 3

Pole number 5

Physical data

Pin spacing 10 mm / 0.394 inches
Width 81.6 mm / 3.213 inches
Height 17 mm / 0.669 inches
Total length 0.5 m

Mechanical data

Use DALI, Lighting Management
Coding I
Coding 2 A
Mating force of a plug-in connection approx. 20 ... 70 N (depending on pole number)
Retention force of a plug-in connection when locked: > 80N
Unmating force of a plug-in connection when unlocked: approx. 20 ... 70 N (depending on pole number)
Number of mating cycles 200, without resistive load
Connection type MIDI plug; MIDI plug - MIDI socket
Type of pre-assembled cable Y-cable
Cable type H05VV-F 2x1.5
Cable type 2 H05VV-F 3G2.5
Protection type IP20; When mated: IP2xC (These compact connectors are not designed for use in open, easily accessible areas!)

Plug-in connection

Mismating protection	Yes
Note on mismating protection	All WINSTA® components are 100% protected against mismating when: a.) plugging different numbers of poles b.) plugging while rotated 180 c.) plugging while laterally staggered d.) plugging one pole
Locking lever	Can be retrofitted
Locking of plug-in connection	Locking lever
Note on locking system	All connectors for mounted installations (snap-in versions for lighting fixtures or devices, all types of PCB and distribution connectors) are factory-equipped with locking levers to ensure plugs and sockets are securely locked. Additional locking levers are only required for flying leads (plug/socket).

Material data

Note (material data)	Information on material specifications can be found here
Insulation material (main housing)	Polyamide (PA66)
Flammability class per UL94	V0
Fire class per EN 50575	E _{ca}
Contact material	Copper or copper alloy; surface-treated
Contact Plating	Tin
Fire load	29.783 MJ
Connector color	blue
Strain relief color	black
Sheathed cable color	black
Printing color of sheathed cable	white
Sheathed cable color 2	black
Printing color of sheathed cable 2	white
Halogen-free	No
Silicon-free	Yes
Sheath material	PVC
Rubber cable	No
Weight	179.7 g
Copper weight of the raw cable	0.072 kg/m

Environmental requirements

Processing temperature	-5 ... +40 °C
Continuous operating temperature	-35 ... +85 °C
Note on continuous operating temperature	Cable for temperatures ≤ 70 °C (including halogen-free) Insulating parts for temperatures ≤ 105 °C

Commercial data

PU (SPU)	1 pcs
Packaging type	unpacked
Country of origin	DE
GTIN	4055143258982
Customs tariff number	85444290900

Product Classification	
UNSPSC	26121629
eCl@ss 10.0	27-44-06-04
eCl@ss 9.0	27-44-06-04
ETIM 9.0	EC002587
ETIM 10.0	EC002587
ECCN	NO US CLASSIFICATION

Environmental Product Compliance	
RoHS Compliance Status	Compliant, No Exemption

Downloads

Environmental Product Compliance

Compliance Search	
Environmental Product Compliance 771-5001/180-000	

Documentation

Bid Text			
771-5001/180-000	19.02.2019	xml 3.07 KB	
771-5001/180-000	19.02.2015	doc 25.50 KB	

1 Compatible Products

1.1 Optional Accessories

1.1.1 Cover

1.1.1.1 Cover



Item No.: 770-201
Lockout cap; 12-pole, separable; for sockets; Plastic; black

Item No.: 770-221
Lockout cap; 12-pole, separable; for sockets; Plastic; white

Item No.: 770-360
Lockout cap; for plugs; 5-pole; separable; yellow

1.1.2 Locking system

1.1.2.1 Locking system



Item No.: 770-101
Locking lever; for flying leads; for manual operation; black

Item No.: 770-121
Locking lever; for flying leads; for manual operation; white

Item No.: 770-111
Locking lever; for flying leads; for tool operation; black

Item No.: 770-131
Locking lever; for flying leads; for tool operation; white

1.1.3 Marking

1.1.3.1 Marker



Item No.: 770-450/000-006
Marker card; Plastic; blue



Item No.: 770-450/000-001
Marker card; Plastic; green



Item No.: 770-450/000-012
Marker card; Plastic; orange



Item No.: 770-450/000-005
Marker card; Plastic; red



Item No.: 770-450
Marker card; Plastic; white



Item No.: 770-450/000-002
Marker card; Plastic; yellow

1.1.3.2 Marking strip



Item No.: 210-334
Marking strips; as a DIN A4 sheet; Strip width 5 mm; Strip length 182 mm; plain; Self-adhesive; white



Item No.: 210-333
Marking strips; as a DIN A4 sheet; Strip width 6 mm; Strip length 182 mm; plain; Self-adhesive; white