


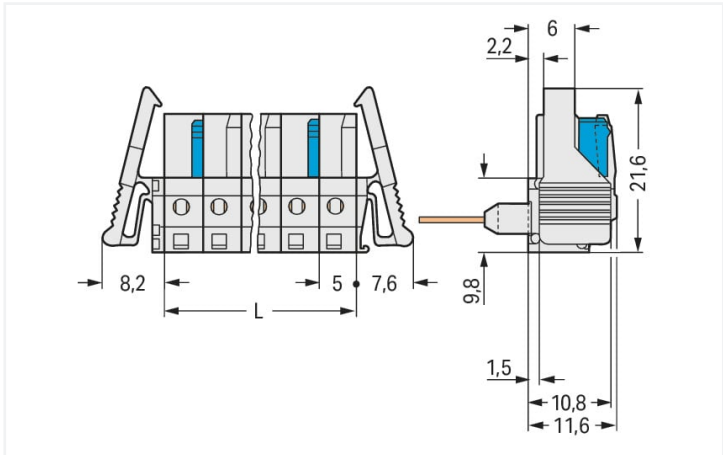
Data Sheet | Item Number: 722-238/005-000/039-000

Female connector for rail-mount terminal blocks; 0.6 x 1 mm pins; angled; 100% protected against mismating; Locking lever; Pin spacing 5 mm; 8-pole; light gray  
<https://www.wago.com/722-238/005-000/039-000>

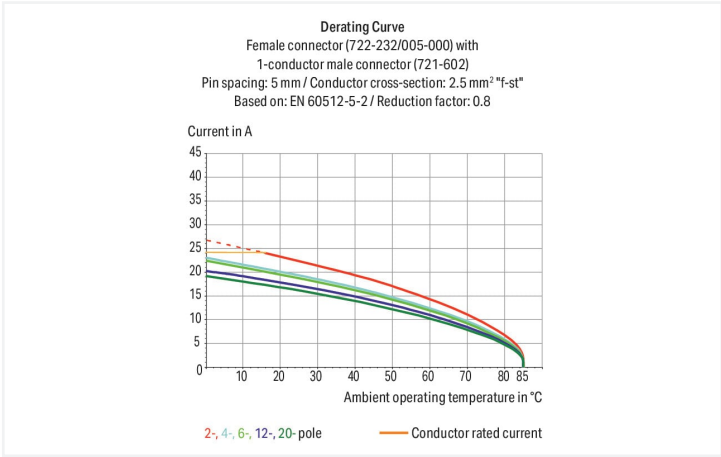


Color: ■ light gray

Similar to illustration



Dimensions in mm  
L = (pole no. x pin spacing) + 1.5 mm  
2-pole female connectors – one latch only



- Pluggable connectors for rail-mount terminal blocks equipped with CAGE CLAMP® connection
- Female connectors with long contact pins connect to the termination ports of 280 Series Rail-Mount Terminal Blocks
- Female connectors are touch-proof when unmated, providing a pluggable, live output
- 100 % protected against mismating
- With coding fingers

Notes	
Safety information	The MCS – MULTI CONNECTION SYSTEM includes connectors without breaking capacity in accordance with DIN EN 61984. When used as intended, these connectors must not be connected/disconnected when live or under load. When used as intended, these connectors must not be connected/disconnected when live or under load. The circuit design should ensure header pins, which can be touched, are not live when unmated.
Variants:	Other pole numbers Other versions (or variants) can be requested from WAGO Sales or configured at <a href="https://configurator.wago.com/">https://configurator.wago.com/</a> .





Electrical data				
Ratings per		IEC/EN 60664-1		
Overvoltage category	III	III	II	
Pollution degree	3	2	2	
Nominal voltage	320 V	320 V	630 V	
Rated surge voltage	4 kV	4 kV	4 kV	
Rated current	12 A	12 A	12 A	
Approvals per		UL 1059		
Use group		B	C	D
Rated voltage		300 V	-	300 V
Rated current		15 A	-	10 A
Approvals per		UL 1977		
Rated voltage		600 V		
Rated current		15 A		
Approvals per		CSA		
Use group		B	C	D
Rated voltage		300 V	-	300 V
Rated current		15 A	-	10 A
Connection data				
Connection points	8	Connection 1		
Total number of potentials	8	Pole number	8	
Number of connection types	1			
Number of levels	1			
Physical data				
Pin spacing			5 mm / 0.197 inches	
Width			55.8 mm / 2.197 inches	
Height			26.1 mm / 1.028 inches	
Height from the surface			11.6 mm / 0.457 inches	
Depth			18.25 mm / 0.719 inches	
Mechanical data				
Variable coding			Yes	
Anti-rotation protection			Yes	
Plug-in connection				
Contact type (pluggable connector)			Female connector/socket	
Connector (connection type)			for front-entry rail-mount terminal block	
Mismating protection			Yes	
Locking of plug-in connection			Locking lever	
Mating direction to the rail-mount terminal block			0 °	
Material data				
Note (material data)			<a href="https://www.wago.com/us/material-specifications">Information on material specifications can be found here</a>	
Color			light gray	
Material group			I	
Insulation material			Polyamide (PA66)	
Flammability class per UL94			V0	
Contact material			Copper alloy	
Contact plating			Tin	
Fire load			0.25 MJ	
Weight			9.3 g	




Environmental requirements	
Limit temperature range	-60 ... +85 °C
Processing temperature	-35 ... +60 °C

Commercial data	
eCl@ss 10.0	27-14-11-06
eCl@ss 9.0	27-14-11-06
ETIM 8.0	EC001284
ETIM 7.0	EC001284
PU (SPU)	50 pcs
Packaging type	Box
Country of origin	DE
GTIN	4055143759625
Customs tariff number	85366990990

Environmental Product Compliance	
RoHS Compliance Status	Compliant, No Exemption

Approvals / Certificates					
General approvals			Approvals for marine applications		
					
Approval	Standard	Certificate Name	Approval	Standard	Certificate Name
CSA DEKRA Certification B.V.	C22.2	1466354	ABS American Bureau of Ship- ping	-	19-HG1869876-PDA
UR Underwriters Laboratories Inc.	UL 1977	E45171	DNV DNV GL SE	-	TAE000016Z

Downloads	
Environmental Product Compliance	
Compliance Search	

Documentation			
Additional Information			
Technical Section	03.04.2019	pdf 2010.85 KB	



CAD/CAE-Data	
CAD data	CAE data
<div>↓</div>	<div>↓</div>