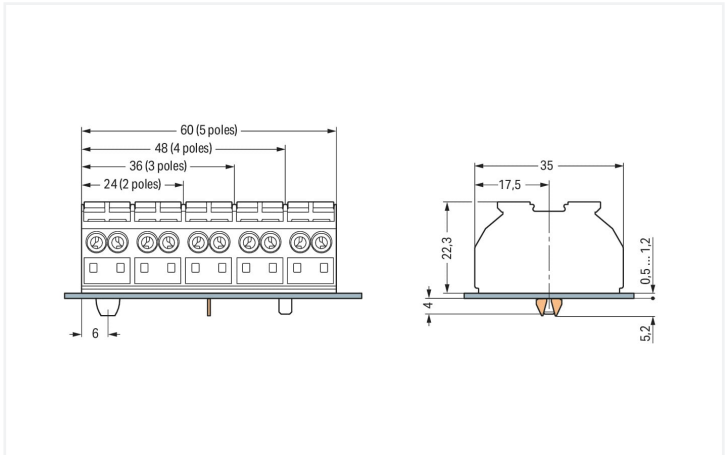


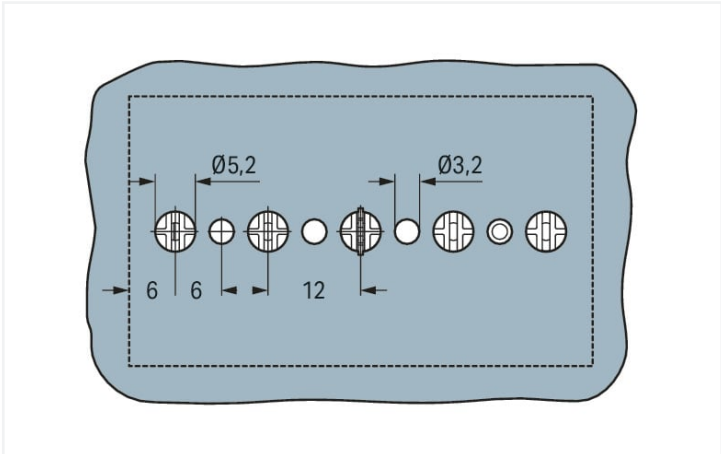


Color: white

Similar to illustration



Dimensions in mm  
Dimensions in mm  
for chassis-mount terminal strips



Dimensions in mm  
for PE contact and snap-in mounting foot (Ø 5.2 mm)

**Electrical data**

Ratings per IEC/EN	
Nominal voltage (III/3)	500 V
Rated impulse voltage (III/3)	6 kV
Rated current	32 A
Legend (ratings)	(III / 3) ≙ Overvoltage category III / Pollution degree 3

## Connection data

Connection points	12
Total number of potentials	3
PE function	without PE contact

### Connection 1

Connection technology	Push-in CAGE CLAMP®
Actuation type	Push-button
Connectable conductor materials	Copper
Solid conductor	0.5 ... 4 mm² / 20 ... 12 AWG
Solid conductor; push-in termination	0.75 ... 4 mm² / 18 ... 12 AWG
Stranded conductor	0.5 ... 4 mm² / 20 ... 12 AWG
Fine-stranded conductor	0.5 ... 4 mm² / 20 ... 12 AWG
Fine-stranded conductor; with insulated ferrule	0.5 ... 1.5 mm² / 20 ... 16 AWG
Fine-stranded conductor; with ferrule; push-in termination	0.75 mm² / 18 AWG
Note (conductor cross-section)	Depending on the conductor characteristic, a conductor with a smaller cross-section can also be inserted via push-in termination.
Strip length	10 ... 11 mm / 0.39 ... 0.43 inches
Pole number	3
Wiring direction	Side-entry wiring

## Physical data

Pin spacing	12 mm / 0.472 inches
Width	36 mm / 1.417 inches
Height from the surface	22.3 mm / 0.878 inches
Depth	35 mm / 1.378 inches

## Mechanical data

Marking	N- -L1
Mounting type	Snap-in foot at position 1+3

## Material data

Note (material data)	<a href="https://www.wago.com/us/material-specifications">Information on material specifications can be found here</a>
Color	white
Material group	I
Insulation material	Polyamide (PA66)
Flammability class per UL94	V0
Fire load	0.394 MJ
Halogen-free	Yes
Weight	20.7 g

## Commercial data

eCl@ss 10.0	27-14-11-06
eCl@ss 9.0	27-14-11-06
ETIM 8.0	EC001284
ETIM 7.0	EC001284
PU (SPU)	250 pcs
Packaging type	Bag
Country of origin	DE
GTIN	4044918510325
Customs tariff number	85369010000



Environmental Product Compliance	
RoHS Compliance Status	Compliant,No Exemption

Approvals / Certificates

General approvals			Declarations of conformity and manufacturer's declarations		
Approval	Standard	Certificate Name	Approval	Standard	Certificate Name
CCA DEKRA Certification B.V.	EN 60947	NTR NL 6912	EU-Declaration of Confor- mity WAGO GmbH & Co. KG	-	-
CCA DEKRA Certification B.V.	EN 60947	2146425.01	UK-Declaration of Confor- mity WAGO GmbH & Co. KG	-	-
CSA DEKRA Certification B.V.	C22.2 No. 158	1505030			
ENEC 15 UL International Germany GmbH	EN 60998	143856-01			
UL UL International Germany GmbH	UL 1059	E45172			

Approvals for marine applications

Approval	Standard	Certificate Name
DNV GL Det Norske Veritas, Ger- manischer Lloyd	-	TAE00001V2
LR Lloyds Register	EN 60947	91/20112 (E9)

Downloads

Environmental Product Compliance	
Compliance Search	
Environmental Product Compliance 862-2693	

Documentation

Additional Information		Bid Text	
Technical Section	pdf 2240.62 KB	862-2693	19.02.2019 xml 3.62 KB
		862-2693	13.06.2017 doc 24.50 KB











CAD/CAE-Data	
<div>CAD data</div> <div>2D/3D Models 862-2693</div> <div>↓</div>	<div>CAE data</div> <div>EPLAN Data Portal 862-2693</div> <div>↓</div>
	<div>WSCAD Universe 862-2693</div> <div>↓</div>
	<div>ZUKEN Portal 862-2693</div> <div>↓</div>

1 Compatible Products

1.1 Optional Accessories


1.1.1 Ferrule

1.1.1.1 Ferrule

 <div><a href="#">Item No.: 216-241</a> Ferrule; Sleeve for 0.5 mm² / 20 AWG; insulated; electro-tin plated; electrolytic copper; gastight crimped; acc. to DIN 46228, Part 4/09.90; white</div>	 <div><a href="#">Item No.: 216-141</a> Ferrule; Sleeve for 0.5 mm² / 20 AWG; un-insulated; electro-tin plated; electrolytic copper; gastight crimped; acc. to DIN 46228, Part 1/08.92</div>	 <div><a href="#">Item No.: 216-242</a> Ferrule; Sleeve for 0.75 mm² / 18 AWG; insulated; electro-tin plated; electrolytic copper; gastight crimped; acc. to DIN 46228, Part 4/09.90; gray</div>	 <div><a href="#">Item No.: 216-142</a> Ferrule; Sleeve for 0.75 mm² / 18 AWG; un-insulated; electro-tin plated; electrolytic copper; gastight crimped; acc. to DIN 46228, Part 1/08.92</div>
 <div><a href="#">Item No.: 216-243</a> Ferrule; Sleeve for 1 mm² / AWG 18; insulated; electro-tin plated; electrolytic copper; gastight crimped; acc. to DIN 46228, Part 4/09.90; red</div>	 <div><a href="#">Item No.: 216-143</a> Ferrule; Sleeve for 1 mm² / AWG 18; un-insulated; electro-tin plated; electrolytic copper; gastight crimped; acc. to DIN 46228, Part 1/08.92</div>	 <div><a href="#">Item No.: 216-244</a> Ferrule; Sleeve for 1.5 mm² / AWG 16; insulated; electro-tin plated; electrolytic copper; gastight crimped; acc. to DIN 46228, Part 4/09.90; black</div>	 <div><a href="#">Item No.: 216-144</a> Ferrule; Sleeve for 1.5 mm² / AWG 16; un-insulated; electro-tin plated; electrolytic copper; gastight crimped; acc. to DIN 46228, Part 1/08.92; silver-colored</div>



1.1.2 Jumper

1.1.2.1 Jumper

 <div><a href="#">Item No.: 862-482</a> Jumper; for conductor entry; insulated; black</div>
--

1.1.3 Marking

1.1.3.1 Marking strip

 <div><a href="#">Item No.: 709-177</a> Marking strips; on reel; 7.5 mm wide; not stretchable; plain; snap-on type; translucent</div>	 <div><a href="#">Item No.: 709-178</a> Marking strips; on reel; 7.5 mm wide; not stretchable; plain; snap-on type; white</div>
--	--

## 1.1.4 Test and measurement

### 1.1.4.1 Testing accessories



**Item No.: 210-136**

Test plug; 2 mm Ø; with 500 mm cable; red

## 1.1.5 Tool


### 1.1.5.1 Operating tool



**Item No.: 210-720**

Operating tool; Blade: 3.5 x 0.5 mm; with a partially insulated shaft; multicoloured

## Installation Notes




**Cost-effective features:**

WAGO's 862 Series Chassis-Mount Terminal Strips were developed specifically to minimize wiring costs, while accommodating requirements for flexible mounting, multiple connection points and easy usage:

- Equipped with Push-in CAGE CLAMP®, the 862 Series connects up to four conductors sized 0.5 to 4 mm² (20 ... 12 AWG). Due to multiple connection points per pole, different conductor sizes can be used within the same terminal block position.
- For factory wiring, Push-in CAGE CLAMP® Connection Technology allows solid conductors, fine-stranded conductors with ferrules or ultrasonically bonded conductors from 0.5 ... 4 mm² (20 ... 12 AWG) to be terminated by simply pushing them into unit (length of bonded conductor end: min. 10 mm).
- Convenient automatic grounding contact (optional)
- Snap-in mounting feet for fast assembly
- Push-buttons for easy installation with an operating tool or by hand
- Built-in test points simplify testing with 2 mm Ø test plug
- Standard marking for each pole, or custom marking for large orders

## Conductor termination



Terminating four conductors per pole – solid and fine-stranded.




Inserting a conductor via push-button.

## Commoning

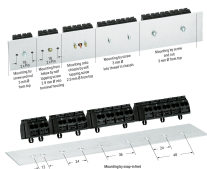


Commoning using a comb-style jumper bar (862-482).

## Testing




Testing with a 2 mm Ø test plug (max. 42 V).



Dimensions in mm

## Marking



Marking by direct, one-side printing and marking strips