

Pact Series

MasterPact™ MTZ

Catalog numbers
and spare parts 2022
Air circuit breakers
and switch-disconnectors



...SUSTAINABILITY READY

Contribute to a better world — with MasterPact MTZ circuit breakers you can enhance sustainability.

Build superior sustainable and efficient properties by reducing CO₂ emissions, utility and operating costs as well as improving the well-being of property occupants for both new construction and renovation projects.



Achieve Green Building certification with MasterPact MTZ:

In compliance with ISO 14025 PEP Ecopassport program, Schneider Electric publishes a comprehensive Life Cycle Analysis of our product, providing the environmental data you need to achieve Green Building certifications.

For example, MasterPact MTZ contributes to 4 LEED™ points:

- Building Product Disclosure and Optimization
- Advanced Energy Metering



Circular performance



Resource performance



Well-being performance

With the addition of digital modules, the circuit breaker can be upgraded and modernized at any time after installation without disrupting electrical service.

Better durability with improved mechanical and electrical performance along with remote monitoring to help facilitate predictive maintenance.

The embedded class 1 metering allows active power and energy to be monitored, helping facility managers reduce their CO₂ emissions and energy costs when connected to any building and energy management system.

MasterPact MTZ is fully RoHS and REACH compliant.



Experience the difference today at schneider-electric.com/green-premium

Order your circuit breaker

Order your MasterPact MTZ through digital tools

Product selector.....	I-3
MasterPact MTZ Product Code.....	I-5
GoDigital store.....	I-6

MTZ1 06 to MTZ1 16 fixed circuit breakers

Circuit breakers.....	I-7
Connections.....	I-8
Indication contacts and remote operation.....	I-9
Remote operation.....	I-10

MTZ1 06 to MTZ1 16 drawout circuit breakers

Circuit breakers.....	I-11
Circuit breaker and connections.....	I-12
Chassis locking and accessories.....	I-13
Indication contacts and remote operation.....	I-14
Remote operation.....	I-15

Accessories for MTZ1 06 to MTZ1 16

fixed or drawout circuit breakers.....	I-16
--	------

MTZ1 06 to MTZ1 16 fixed switch-disconnectors

Switch-disconnectors.....	I-18
Connections.....	I-19

MTZ1 06 to MTZ1 16 drawout switch-disconnectors

Switch-disconnectors.....	I-20
Connections.....	I-21

MTZ2 08 to MTZ3 63 fixed circuit breakers

Circuit breakers.....	I-22
Connections.....	I-24
Indication contacts and remote operation.....	I-25
Remote operation.....	I-26

MTZ2 08 to MTZ3 63 drawout circuit breakers

Circuit breakers.....	I-27
Chassis.....	I-29
Connections.....	I-30
Chassis locking and accessories.....	I-31
Indication contacts and remote operation.....	I-33
Remote operation.....	I-34

Accessories for MTZ2 08 to MTZ3 63

fixed and drawout circuit breakers.....	I-35
---	------

MTZ2 08 to MTZ3 63 fixed switch-disconnectors

Switch-disconnectors.....	I-37
Connections.....	I-38

MTZ2 08 to MTZ3 63 circuit breakers with neutral on the right

Fixed circuit breakers.....	I-42
Drawout circuit breakers.....	I-43

MTZ2 08 to MTZ2 40 - 1150 V AC

Fixed circuit breakers.....	I-44
Drawout circuit breakers and switch-disconnectors.....	I-46
Drawout circuit breakers and switch-disconnectors Chassis and connections.....	I-47

Order your circuit breaker: spare parts

MasterPact MTZ1

Connection.....	I-49
MicroLogic X control unit, communication option, accessories	I-50
Remote operation.....	I-51
Chassis locking and accessories.....	I-52
Clusters - NT chassis retrofit to MTZ1	I-53
Circuit breaker locking and accessories.....	I-54
Mechanical interlocking for source changeover	I-55
Indication contacts.....	I-56
Communication, monitoring and control	I-57

MasterPact MTZ2/3

Connection.....	I-56
MicroLogic X control unit, communication option, accessories	I-57
Remote operation.....	I-58
Chassis locking and accessories.....	I-59
Clusters - NW chassis retrofit to MTZ2/MTZ3	I-60
Circuit breaker locking and accessories.....	I-61
Mechanical interlocking for source changeover	I-62
Indication contacts.....	I-63
Communication, monitoring and control	I-64

Other chapters

Select your circuit breakers and switch-disconnectors.....	A-1
Select your MicroLogic X control unit.....	B-1
Customize your MicroLogic X with digital modules.....	C-1
Customize your circuit breaker with accessories	D-1
Integrate in Smart panels - Architecture and systems	E-1
Integrate in switchboard	F-1
Integrate in special applications - Source-changeover systems.....	G-1
Services.....	H-1

Order your MasterPact MTZ through digital tools Product selector

To simplify and expedite the ordering of MasterPact MTZ, four new tools are introduced:

- **Product selector:** An online software tool embedded in Schneider website or in distributor’s website to help selecting the right product with its accessories.
- **Product Code:** An alphanumeric code representing the selection of a MasterPact MTZ circuit breaker. It simplifies the way to communicate the selection of a MasterPact MTZ circuit breaker during ordering, sharing information and asking for help remotely.
- **MySE:** online ordering platform of Schneider for partners, offering most of our products.
- **GoDigital store:** An online market place to purchase Digital Modules 24/7. It allows upgrading of MasterPact MTZ at anytime.

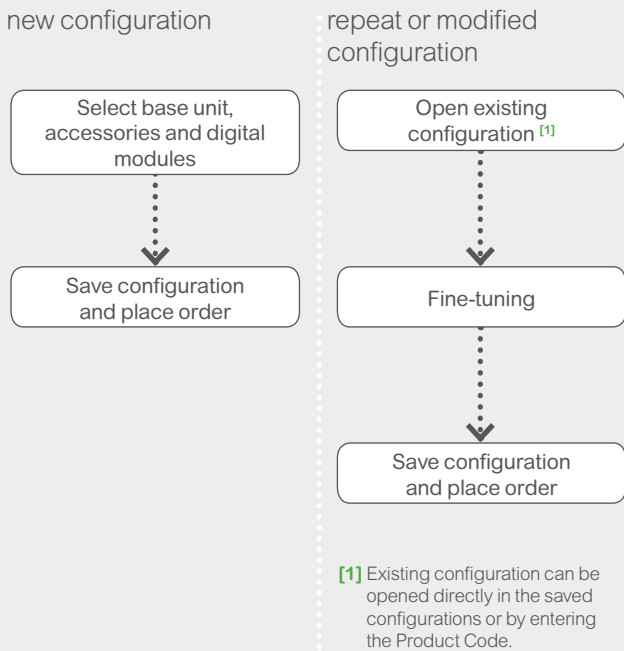
Product selector

Product Selector aims at providing a fast, secure and smart way of selecting products. It includes the selection of the basic frame, control unit, accessories and Digital Modules. Compared with the traditional way of filling up order forms or specifying customer functions, it brings the following benefits:

- **Easy access:** no login, direct access on Schneider website or on distributor’s website
- **Reliable:** compatibilities between core product and accessories are constantly tested
- **Wide coverage:** more than 130 ranges from Schneider are available (MasterPact, ComPact, TeSys, Acti 9, Altivar...)

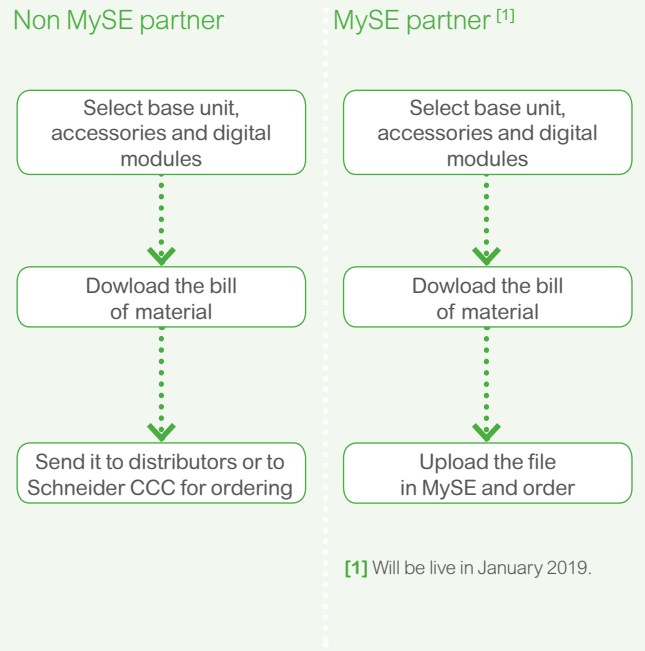
Yesterday,

Ordering process of MasterPact MTZ with MyPact



Today,

Ordering process of MasterPact MTZ with Product Selector



Order your MasterPact MTZ through digital tools Product selector

Go on the range page on www.se.com

The screenshot shows the product page for MasterPact MTZ. At the top, there is a navigation bar with the Schneider Electric logo and a search bar. Below the navigation bar, there are tabs for PRODUCTS, SOLUTIONS, SERVICES, SUPPORT, and ABOUT US. The main content area features the product title "MasterPact MTZ" and a sub-headline "High current air circuit breakers up to 6300 A embedding advanced digital technologies". A photograph of the circuit breaker is shown on the right. Below the headline, there is a "Product Selector" button. At the bottom of the page, there are links for "Products", "Presentation", and "Documents & Downloads".

Clic on «product selector» and run your selection

The screenshot shows the "Select your MasterPact MTZ" configuration tool. The interface is divided into two main sections: "Characteristics" and "My solution". The "Characteristics" section contains various configuration options such as "Basic frame rated current" (with a dropdown menu showing 800 A, 1000 A, 1250 A, 1600 A, 2000 A, 2500 A, 3200 A, 4000 A), "Sensor rating", "Rating code", "Trip unit", "Internal power supply for trip unit", "Number of poles", "Neutral pole position", "Type of installation", and "Upstream connections". The "My solution" section shows the selected configuration name "MasterPact MTZ" and a list of parts, including "LV850002". A "Load an existing configuration" button is visible at the bottom right of the configuration area.

Note: All selections are encouraged to be done in Product Selector. If you have difficulties accessing or using Product Selector, contact Schneider Electric Customer Care Centre or your Schneider Electric sales representatives for more information about MTZ ordering.

Order your MasterPact MTZ through digital tools

MasterPact MTZ Product Code

MasterPact MTZ Product Code is an alphanumeric code representing the complete selection of a MasterPact MTZ circuit breaker. It will be automatically generated for each MasterPact MTZ circuit breaker after completing the selection through Product Selector. It will appear in the invoice and delivery documents as well as the labelling on the MasterPact MTZ circuit breaker and the packaging.

MasterPact MTZ Product Code brings the following benefits:

- Quick and unique identification of the initial selection of a circuit breaker can be achieved by reading the code on the physical products or other recordings
- Reordering of the same MasterPact MTZ circuit breaker is simplified by communicating selection through product code
- Recording or sharing information about the initial selection of a circuit breaker is simplified
- Details of the coding rules can be accessed through CCC and there are some of the highlights:
 - All options of accessories are coded.
 - The minimum length of the code is 9 characters and the maximum length of the code is 33* characters depending on the choice of the accessories.
 - Capital letters, numbers and start sign ^[1] are used.

[1] The maximum length of the code may change due to future enrichment of the offer.

An example of MasterPact MTZ product code

- MasterPact type: MTZ2
- Rating: 1000A
- Sensor rating: 800A
- Performance Level: H1
- MicroLogic: 5.0 X
- VPS module: Yes
- Number of poles: 4P
- Type of installation: Drawout with chassis
- Connection: Top Horizontal Bottom Horizontal
- Type of communication: ULP + EIFE without I/O module
- Accessories for Design & Installation simplification and operation efficiency: No
- Accessories for People and Property Safety: No
- Digital Modules: Energy per phase

> **Product Code: WADFEEADN**A**


Yesterday



Calling CCC and try to explain all the customer functions


When you want to share information with your colleagues or Schneider Electric CCC

Today



Sending a text message through CCC app with the product code


Yesterday



Engaging Schneider Electric Field Service to conduct an analysis


When you want to know the selection of a circuit breaker

Today



Checking the product code on the physical products

Yesterday



Fill up order form or calling Schneider Electric CCC

When you want to reorder a circuit breaker

Today



Type in the product code through Product Selector and send order

Order your MasterPact MTZ through digital tools

GoDigital store

> Go to GoDigital store



GoDigital is the Schneider Electric store that allows you to purchase Digital Modules for MasterPact MTZ control unit MicroLogic X that is already installed in the MasterPact MTZ. It provides different Digital Modules to customize your control unit with optional protection, measurement and Maintenance & diagnostics functionalities. It is open 24/7. With GoDigital store, Panel Builders have the flexibility to further customize the MicroLogic X features at last minute before commissioning the switchboard. Electrical contractors and facility managers can upgrade the install base during operational phase of product life cycle, according to new requirements, anytime, without changing the hardware or disrupting operations.

Note: Changing the protection functions among LI (MicroLogic 2.0 X), LSI (MicroLogic 5.0 X), LSIG (MicroLogic 6.0 X) and LSIV (MicroLogic 7.0 X) requires changing the MicroLogic X.

The screenshot shows a web interface with a green sidebar on the left containing navigation links: 'Circuit Breakers Digital Modules (4)', 'Metering (1)', and 'Diagnosis (3)'. The main content area displays two product cards:

- LV850002 – Energy per Phase**: Price £ 16.65. Actual price: ~~£ 33.30~~. Discount: 50%. Service Short Description: 'At the point of measure, it allows to calculate and display the active, reactive and apparent energy.' Includes a 'Read more and buy' link.
- LV850005 – Masterpact operation assistant**: Price £ 28.65. Actual price: ~~£ 57.30~~. Discount: 50%. Service Short Description: 'This function aim to assist the Masterpact operator to reclose the breaker.' Includes a 'Read more and buy' link.

Each Digital Module purchased is delivered with a software license for a unique MicroLogic X control unit and can only be installed on that particular MicroLogic X. Therefore, the MicroLogic X control unit serial number needs to be preregistered in the GoDigital platform for the first time purchase.

For the first purchase for a particular MicroLogic X, three ways are available:

1) EcoStruxure Power Commission

When connected to MicroLogic X through either USB connection or IFE/EIFE connection, EcoStruxure Power Commission can read the unique serial number* and identify the MicroLogic X. It will also show all the available Digital Modules which are compatible with the MicroLogic X firmware version. When clicking "Buy", it will direct the user to GoDigital store PC version with the MicroLogic X serial number automatically registered in it.

2) Ecostruxure Power Device App

When connected to MicroLogic X through either Bluetooth connection or NFC connection, Ecostruxure Power Device App will identify the MicroLogic X and proposes available Digital Modules. When clicking "Purchase", it will direct the user to GoDigital store mobile version with the MicroLogic X serial number automatically registered in it.

3) GoDigital store PC version

In the section "My assets", choose the serial number of the MicroLogic X to be upgraded and purchase the additional Digital Modules.

<https://godigital.schneider-electric.com/>

Note:

■ Please note that GoDigital platform is only used to purchase Digital Modules for MicroLogic X which is already installed.

When ordering a new circuit breaker, Digital Modules are selected in Product Selector and installed in factory before delivered.

■ The serial number is also printed on the faceplate of MicroLogic X

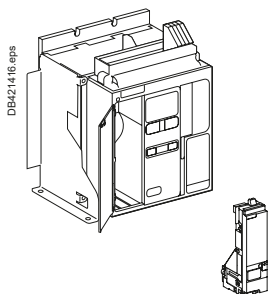
MTZ1 06 to MTZ1 16 fixed circuit breakers

Circuit breakers

A MasterPact fixed circuit breaker is described by 4 catalog numbers corresponding to:

- the basic circuit breaker
- a control unit
- a top connection
- a bottom connection.

A communication option and various auxiliaries and accessories may also be added.



Basic circuit breaker

Type H1			3P	4P
ln (A at 40 °C) Icu (kA for U = 220/440 V) - Ics = 100 % Icu				
MTZ1 06	630	42	LV847110	LV847115
MTZ1 08	800	42	LV847120	LV847125
MTZ1 10	1000	42	LV847130	LV847135
MTZ1 12	1250	42	LV847140	LV847145
MTZ1 16	1600	42	LV847150	LV847155
Type H2			3P	4P
ln (A at 40 °C) Icu (kA for U = 220/440 V) - Ics = 100 % Icu				
MTZ1 06	630	50	LV847113	LV847119
MTZ1 08	800	50	LV847123	LV847128
MTZ1 10	1000	50	LV847131	LV847138
MTZ1 12	1250	50	LV847141	LV847147
MTZ1 16	1600	50	LV847151	LV847157
Type H3			3P	4P
ln (A at 40 °C) Icu (kA for U = 220/440 V) - Ics = 100 % Icu				
MTZ1 06	630	66	LV846436	LV846443
MTZ1 08	800	66	LV846437	LV846444
MTZ1 10	1000	66	LV846438	LV846445
MTZ1 12	1250	66	LV846439	LV846446
MTZ1 16	1600	66	LV846440	LV846447
Type L1			3P	4P
ln (A at 40 °C) Icu (kA for U = 220/440 V) - Ics = 75 % Icu				
MTZ1 06	630	150	LV847112	LV847117
MTZ1 08	800	150	LV847122	LV847127
MTZ1 10	1000	150	LV847132	LV847137

MicroLogic X control unit

"Class1 IEC 61557-12 certified power meter"

		3P/4P
MicroLogic 2.0 X	basic protection	LV847280
MicroLogic 5.0 X	selective protection	LV847283
MicroLogic 6.0 X	selective + earth-fault protection	LV847288
MicroLogic 7.0 X	selective + earth-leakage protection	LV847287

Digital modules option

		3P/4P
Energy per phase		LV850002
Waveform capture trip event		LV850003
Power restoration assistant		LV850004
MasterPact operation assistant		LV850005
Individual harmonics analysis		LV850006
ANSI 51N/51G - Ground fault Alarm		LV850007
ERMS - Energy Reducing Maintenance Settings		LV850009
ANSI 32P - Reverse active power protection		LV850011
ANSI 27/59 - Under/Over voltage protection		LV850012
ANSI 67 - Directional overcurrent		LV850015
ANSI 51 - IDMTL overcurrent protection		LV850037
ANSI 81 - Under/Over frequency protection		LV850013
Modbus legacy dataset		LV850045
IEC 61850 for MasterPact MTZ		LV850046

Ethernet communication option

ULP Port		LV850063
ULP port wires for MTZ1		LV836388
IFM	Modbus interface	LV434000
IFE	Ethernet interface for LV breaker	LV434001
	Ethernet interface for LV breakers and gateway	LV434002
I/O application module		LV434063

Auxiliaries and accessories:

for fixed devices: see [page I-16](#).

for fixed or drawout devices: see [page I-16](#).

Switch-disconnector version: see [page I-18](#).

Source changeover assembly: see [page I-16](#).

Order your breaker

MTZ1 06 to MTZ1 16 fixed circuit breakers

Connections

Front connection

	630-1600 A	Top	3P	4P
		Bottom	LV847328 LV847329	LV847330 LV847331

Front connection accessories

Vertical connection adapters 630-1600 A

	3P (3 parts)	LV833642SP
	4P (4 parts)	LV833643SP

Interphase barriers

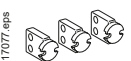
	3P/4P top (3 parts)	LV833648SP
	3P/4P bottom (3 parts)	LV833648SP

Arc chute screen

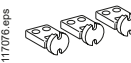
	3P	LV847335SP
	4P	LV847336SP

Rear connection

Vertical connection

	630-1600 A	Top	3P	4P
		Bottom	LV833604 LV833605	LV833614 LV833615

Horizontal connection

	630-1600 A	Top	3P	4P
		Bottom	LV833606 LV833607	LV833616 LV833617

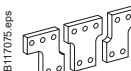
Rear connection accessories

Interphase barriers

	3P/4P top (3 parts)	LV833648SP
	3P/4P bottom (3 parts)	LV833648SP

Common accessories for front and rear connections

Spreaders

	630-1600 A	3P	LV833622SP
		4P	LV833623SP
For front and horizontal rear connection			

Cable lug adapters 630-1600 A

	3P (3 parts)	LV833644SP
	4P (4 parts)	LV833645SP

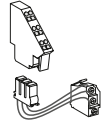
MTZ1 06 to MTZ1 16 fixed circuit breakers

Indication contacts and remote operation

Indication contacts

ON/OFF indication contacts (OF)

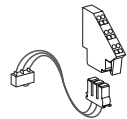
DB117067.eps



Changeover contacts (6 A - 240 V)	4 (standard)
1 low-level OF to replace 1 standard OF (4 max.)	LV847339

"Fault trip" indication contacts (SDE)

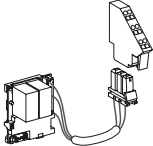
DB117059.eps



Changeover contact (6 A - 240 V)	1 (standard)
1 additional SDE (6 A - 240 V)	LV847340
1 additional low-level SDE	LV847341

Programmable contacts (programmed via MicroLogic X control unit)


DB424639.eps



2 contacts (M2C) (5 A - 240 V)	LV847403
--------------------------------	-----------------

IO contact

LV836302.eps

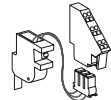


ESM module "ERMS Switch Module"	LV836301
---------------------------------	-----------------

Remote operation

"Ready to close" contact (1 max.)

DB117070.eps



1 changeover contact (5 A - 240 V)	PF
1 low-level changeover contact	LV847342
	LV847343

Electrical closing pushbutton

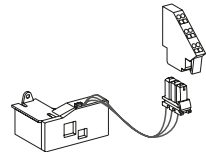
DB424640.eps



1 pushbutton	BPFE
	LV847512

Remote reset after fault trip

DB424641.eps



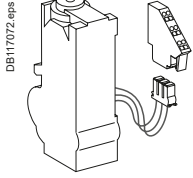
Electrical reset	RES
100/130 V AC	LV847344
200/240 V AC	LV847345
Automatic reset	RAR
Adaptation	LV847346

MTZ1 06 to MTZ1 16 fixed circuit breakers

Remote operation

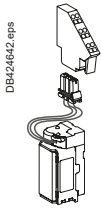
Remote ON/OFF

Gear motor



		MCH
AC 50/60 Hz	48 V	LV847391
	100/130 V	LV847395
	200/240 V	LV847396
	277/415 V	LV847398
	440/480 V	LV847400
DC	24/30 V	LV847390
	48/60 V	LV847391
	100/130 V	LV847392
	200/250 V	LV847393

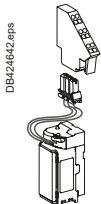
Instantaneous voltage releases



		Closing release	Opening release
Standard		XF	MX
AC 50/60 Hz	24/30 V DC, 24 V AC	LV847350	LV847360
	48/60 V DC, 48 V AC	LV847351	LV847361
	100/130 V AC/DC	LV847352	LV847362
	200/250 V AC/DC	LV847353	LV847363
	277 V AC	LV847354	LV847364
	380/480 V AC	LV847355	LV847365
Diagnostics & Communicating		XF diag & com	MX diag & com
AC 50/60 Hz	24/30 V DC, 24 V AC	LV847311	LV847321
	48/60 V DC, 48 V AC	LV847312	LV847322
	100/130 V AC/DC	LV847313	LV847323
	200/250 V AC/DC	LV847314	LV847324
	277 V AC	LV847315	LV847325
	380/480 V AC	LV847316	LV847326
Standard		Opening release	MN
AC 50/60 Hz	24/30 V DC, 24 V AC	LV847380	
	48/60 V DC, 48 V AC	LV847381	
	100/130 V AC/DC	LV847382	
	200/250 V AC/DC	LV847383	
	380/480 V AC	LV847385	
Diagnostics		MN diag	
AC 50/60 Hz	24/30 V DC, 24 V AC	LV836700	
	48/60 V DC, 48 V AC	LV836701	
	100/130 V AC/DC	LV836702	
	200/250 V AC/DC	LV836703	
	380/480 V AC	LV836704	

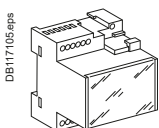
Remote tripping

Instantaneous voltage release



		2 nd MX
AC 50/60 Hz	24/30 V DC, 24 V AC	LV847370
	48/60 V DC, 48 V AC	LV847371
	100/130 V AC/DC	LV847372
	200/250 V AC/DC	LV847373
	277 V AC	LV847374
	380/480 V AC	LV847375

MN delay unit



		R (non-adjustable)	Rr (adjustable)
AC 50/60 Hz	48/60 V AC/DC		LV833680SP
	100/130 V AC/DC	LV833684SP	LV833681SP
	200/250 V AC/DC	LV833685SP	LV833682SP
	380/480 V AC/DC		LV833683SP

[1] No compatible with any version of MN coils.

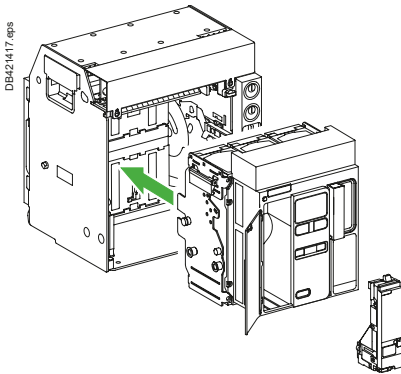
MTZ1 06 to MTZ1 16 drawout circuit breakers

Circuit breakers

A MasterPact drawout circuit breaker is described by minimum 5 catalog numbers corresponding to:

- the basic circuit breaker
- a control unit
- a chassis with standard terminal blocks
- a top connection
- a bottom connection.

A communication option and various auxiliaries and accessories may also be added.



Basic circuit breaker

Type H1			3P	4P
	In (A at 40 °C)	Icu (kA for U = 220/440 V) - Ics = 100 % Icu		
MTZ1 06	630	42	LV847200	LV847205
MTZ1 08	800	42	LV847210	LV847215
MTZ1 10	1000	42	LV847220	LV847225
MTZ1 12	1250	42	LV847230	LV847235
MTZ1 16	1600	42	LV847240	LV847245

Type H2			3P	4P
	In (A at 40 °C)	Icu (kA for U = 220/440 V) - Ics = 100 % Icu		
MTZ1 06	630	50	LV847203	LV847209
MTZ1 08	800	50	LV847211	LV847218
MTZ1 10	1000	50	LV847221	LV847228
MTZ1 12	1250	50	LV847231	LV847237
MTZ1 16	1600	50	LV847241	LV847247

Type H3			3P	4P
	In (A at 40 °C)	Icu (kA for U = 220/440 V) - Ics = 100 % Icu		
MTZ1 06	630	66	LV846450	LV846457
MTZ1 08	800	66	LV846451	LV846458
MTZ1 10	1000	66	LV846452	LV846459
MTZ1 12	1250	66	LV846453	LV846460
MTZ1 16	1600	66	LV846454	LV846461

Type L1			3P	4P
	In (A at 40 °C)	Icu (kA for U = 220/415 V) - Ics = 100 % Icu		
MTZ1 06	630	150	LV847202	LV847207
MTZ1 08	800	150	LV847212	LV847217
MTZ1 10	1000	150	LV847222	LV847227

MicroLogic X control unit

"Class1 IEC 61557-12 certified power meter"

		3P/4P
MicroLogic 2.0 X	basic protection	LV847281
MicroLogic 5.0 X	selective protection	LV847284
MicroLogic 6.0 X	selective + earth-fault protection	LV847292
MicroLogic 7.0 X	selective + earth-leakage protection	LV865307

Digital modules option

	3P/4P
Energy per phase	LV850002
Waveform capture trip event	LV850003
Power restoration assistant	LV850004
MasterPact operation assistant	LV850005
Individual harmonics analysis	LV850006
ANSI 51N/51G - Ground fault Alarm	LV850007
ERMS - Energy Reducing Maintenance Settings	LV850009
ANSI 32P - Reverse active power protection	LV850011
ANSI 27/59 - Under/Over voltage protection	LV850012
ANSI 67 - Directional overcurrent	LV850015
ANSI 51 - IDMTL overcurrent protection	LV850037
ANSI 81 - Under/Over frequency protection	LV850013
Modbus legacy dataset	LV850045
IEC 61850 for MasterPact MTZ	LV850046

Chassis

For type H1 - H2 -H3

	3P	4P
630-1250 A	LV833722	LV833725
1600 A	LV833723	LV833726

For type L1

	3P	4P
630-1000 A	LV833723	LV833726

Auxiliaries and accessories:
 for drawout devices: see [page I-16](#).
 for fixed or drawout devices: see [page I-16](#).
 Switch-disconnector version: see [page I-18](#).
 Source changeover assembly: see [page I-16](#).

MTZ1 06 to MTZ1 16 drawout circuit breakers

Circuit breaker and connections

Chassis terminal blocks

Standard terminal blocks

Each chassis comes equipped in standard with the terminal blocks corresponding to the customer functions below:

- the basic device : OF1, OF2, OF3, OF4, SDE1, UC3 (UC3 for 3P chassis only, not for 4P)
- the MicroLogic control unit : UC1, UC2
- the 5 most common accessories : MN/MX2, MX1, XF, PF, MCH.

Additional terminal blocks

If the device is equipped with one or a combination of the following 3 additional accessories:

- SDE2/RES
- M2C/ESM
- PTE

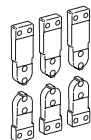
all the necessary chassis terminal blocks are coded by one of the part numbers below :

Chassis terminal block for PTE	LV839461
Chassis terminal block for SDE2	LV839462
Chassis terminal blocks for PTE + SDE2	LV839463
Chassis terminal block for M2C/ESM	LV839464
Chassis terminal blocks for SDE2 + M2C/ESM	LV839465

Ethernet communication option

ULP port	LV850064	
ULP port wires for MTZ1	LV836388	
EIFE	Embedded ethernet interface for LV breaker	LV851100
IFM	Modbus interface	LV434000
IFE	Ethernet interface for LV breaker	LV434001
	Ethernet interface for LV breakers and gateway	LV434002
I/O application module	LV434063	

Chassis front connection

	630-1600 A	Top	3P	4P
		Bottom	LV833727	LV833733
			LV833728	LV833734

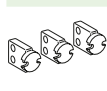
Front connection accessories

Vertical connection adapters 630-1600 A

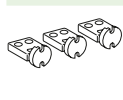
	3P (3 parts)	LV833642SP
	4P (4 parts)	LV833643SP

Chassis rear connection

Vertical connection


	630-1600 A	Top	3P	4P
		Bottom	LV833729	LV833735
			LV833730	LV833736

Horizontal connection

	630-1600 A	Top	3P	4P
		Bottom	LV833731	LV833737
			LV833732	LV833738

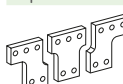
Rear connection accessories

Interphase barriers ^[1]

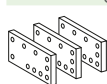
	3P/4P (3 parts)	LV833768SP
	[1] The same kit covers the top and the bottom connections at the same time.	

Common accessories for front and rear connection

Spreaders

	630-1600 A	3P	LV833622SP
		4P	LV833623SP
For front and horizontal rear connection.			

Cable lug adapters 630-1600 A

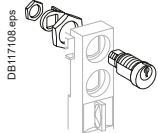
	3P (3 parts)	LV833644SP
	4P (4 parts)	LV833645SP

MTZ1 06 to MTZ1 16 drawout circuit breakers

Chassis locking and accessories

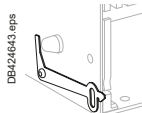
Chassis locking

"Disconnected" position locking



By padlocks		
	VCPO	Standard
By Profalux keylocks		
Profalux	1 lock with 1 key + adaptation kit	LV833773
	2 locks 1 key + adaptation kit	LV833774
	2 locks 2 different keys + adaptation kit	LV833775
By Ronis keylocks		
Ronis	1 lock with 1 key + adaptation kit	LV833776
	2 locks 1 key + adaptation kit	LV833777
	2 locks 2 different keys + adaptation kit	LV833778
	Optional disconnected/test/connected position locking	LV833779
Adaptation kit (without keylock):	adaptation kit Profalux / Ronis	LV833769SP
	adaptation kit Castell	LV833771SP
	adaptation kit Kirk	LV833772SP

Door interlock (1 part)



	Right-hand side of chassis (VPECD)	LV833786
	Left-hand side of chassis (VPECG)	LV833787

Racking interlock



	Racking interlock (VPOC)	LV833788
--	--------------------------	----------

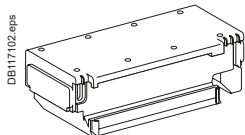
Breaker mismatch protection



	Breaker mismatch protection (VDC)	LV833767SP
--	-----------------------------------	------------

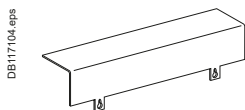
Chassis accessories

Arc chute cover



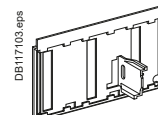
	3P/4P	Standard
--	-------	----------

Auxiliary terminal shield (CB)



Terminal shield	3P	LV833763
	4P	LV833764

Safety shutters as standard



Safety shutters (VO)	3P	Standard
	4P	Standard

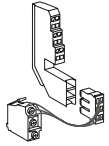
MTZ1 06 to MTZ1 16 drawout circuit breakers

Indication contacts and remote operation

Indication contacts

ON/OFF indication contacts (OF)

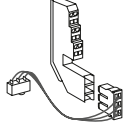
DB117063.eps



Changeover contacts (6 A - 240 V)	4 (standard)
1 low-level OF to replace 1 standard OF (4 max.)	LV833806

"Fault trip" indication contacts (SDE)

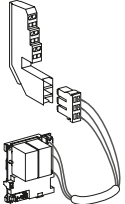
DB117068.eps



Changeover contact (6 A - 240 V)	1 (standard)
1 additional SDE (6 A - 240 V)	LV847430
1 additional low-level SDE	LV847431

Programmable contacts (programmed via MicroLogic X control unit)


DB424645.eps



2 contacts M2C (5 A - 240 V)	LV847483
------------------------------	-----------------

IO contact

LV836302.eps



ESM module "ERMS Switch Module"	LV836302
---------------------------------	-----------------

Carriage switches (connected / disconnected / test position)

DB117061.eps



Changeover contacts (6 A - 240 V)	
1 connected position contact (3 max.)	LV833751
1 test position contact (1 max.)	LV833752
1 disconnected position contact (2 max.)	LV833753

And/or low-level changeover contacts	
1 connected position contact (3 max.)	LV833754
1 test position contact (1 max.)	LV833755
1 disconnected position contact (2 max.)	LV833756

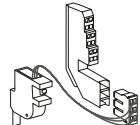
Auxiliary terminals for chassis alone

3 wire terminal (30 parts)	LV847071SP
6 wire terminal (10 parts)	LV847072SP
Jumpers (10 parts)	LV847900SP

Remote operation

"Ready to close" contact (1 max.)

DB117059.eps



	PF
1 changeover contact (5 A - 240 V)	LV847432
1 low-level changeover contact	LV847433

Electrical closing pushbutton

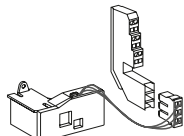
DB424640.eps



	BPFE
1 pushbutton	LV847512

Remote reset after fault trip

DB117062.eps



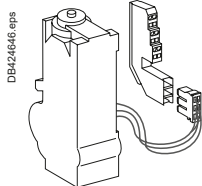
Electrical reset	RES
100/130 V AC	LV847434
200/240 V AC	LV847435
Automatic reset	RAR
Adaptation	LV847346

MTZ1 06 to MTZ1 16 drawout circuit breakers

Remote operation

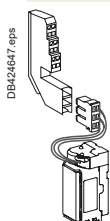
Remote ON/OFF

Gear motor



		MCH
AC 50/60 Hz	48 V	LV847461
	100/130 V	LV847465
	200/240 V	LV847466
	277/415 V	LV847468
	440/480 V	LV847470
DC	24/30 V	LV847460
	48/60 V	LV847461
	100/130 V	LV847462
	200/250 V	LV847463

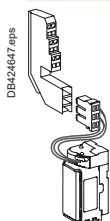
Instantaneous voltage releases



		Closing release	Opening release
Standard		XF	MX
AC 50/60 Hz	24/30 V DC, 24 V AC	LV847440	LV833810
	48/60 V DC, 48 V AC	LV847441	LV833811
	100/130 V AC/DC	LV847442	LV833812
	200/250 V AC/DC	LV847443	LV833813
	277 V AC	LV847444	LV833814
DC	380/480 V AC	LV847445	LV833815
	Diagnostics & Communicating		
AC 50/60 Hz	24/30 V DC, 24 V AC	LV847412	LV833792
	48/60 V DC, 48 V AC	LV847413	LV833793
	100/130 V AC/DC	LV847414	LV833794
	200/250 V AC/DC	LV847415	LV833795
	277 V AC	LV847416	LV833796
DC	380/480 V AC	LV847417	LV833797
	Standard		Opening release
AC 50/60 Hz	24/30 V DC, 24 V AC	LV833819	MN
	48/60 V DC, 48 V AC	LV833820	
	100/130 V AC/DC	LV833821	
	200/250 V AC/DC	LV833822	
	380/480 V AC	LV833824	
DC	Diagnostics		MN diag
	24/30 V DC, 24 V AC	LV836710	
	48/60 V DC, 48 V AC	LV836711	
	100/130 V AC/DC	LV836712	
	200/250 V AC/DC	LV836713	
380/480 V AC	LV836714		

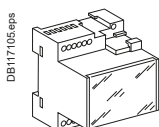
Remote tripping

Instantaneous voltage release



		2 nd MX
AC 50/60 Hz	24/30 V DC, 24 V AC	LV847450
	48/60 V DC, 48 V AC	LV847451
	100/130 V AC/DC	LV847452
	200/250 V AC/DC	LV847453
	277 V AC	LV847454
DC	380/480 V AC	LV847455

MN delay unit



		R (non-adjustable)	Rr (adjustable)
AC 50/60 Hz	48/60 V AC/DC		LV833680SP
	100/130 V AC/DC	LV833684SP	LV833681SP
	200/250 V AC/DC	LV833685SP	LV833682SP
	380/480 V AC/DC		LV833683SP

[1] No compatible with any version of MN coils.

Order your breaker

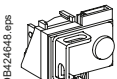
Accessories for MTZ1 06 to MTZ1 16
fixed or drawout circuit breakers

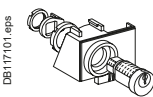
Circuit breaker locking

Pushbutton locking device

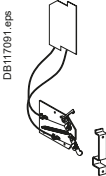
	By padlocks	LV833897
--	-------------	----------

OFF position locking

	By padlocks + BPFE support	
	VCPO	LV847514

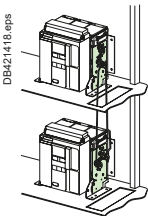
	By Profalux keylocks	
Profalux	1 lock with 1 key + adaptation kit	LV847519
	2 locks 1 key + adaptation kit	LV847520
	By Ronis keylocks	
Ronis	1 lock with 1 key + adaptation kit	LV847521
	2 locks 1 key + adaptation kit	LV847522
Adaptation kit	adaptation kit Profalux / Ronis	LV847515SP
(without keylock):	adaptation kit Kirk	LV847517SP
	adaptation kit Castell	LV847518SP

Cable-type door interlock

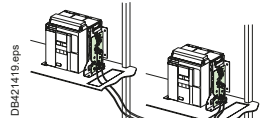
	1 complete assembly for MasterPact MTZ1 fixed devices	LV833920SP
	1 complete assembly for MasterPact MTZ1 drawout devices	LV833921SP

Mechanical interlocking for source changeover

Interlocking using connecting rods

	Choose 1 kit of 2 adaptation fixtures + 1 set of rods	
	Kit of 2 MasterPact MTZ1 adaptation fixtures for fixed devices	LV833203SP
	Kit of 2 MasterPact MTZ1 adaptation fixtures for drawout devices	LV833204SP
	1 set of 2 interlocking rods	LV833210SP

Interlocking using cables ^[1]

	Choose 2 adaptation fixtures (1 for each breaker) + 1 set of cables	
	1 adaptation fixture for MasterPact MTZ1 fixed devices	LV833200SP
	1 adaptation fixture for MasterPact MTZ1 drawout devices	LV833201SP
	1 set of 2 cables	LV833209SP

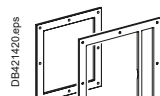

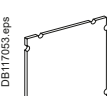
[1] Can be used with any combination of MTZ, fixed or drawout devices.

Other circuit breaker accessories

Mechanical operation counter

	Operation counter CDM	LV833895
--	-----------------------	----------

Escutcheon and accessories


				
Escutcheon	Cover	Blanking plate		
			Fixed	Drawout
			LV833718SP	LV833857SP
				LV833859SP
				LV833858SP

Accessories for MTZ1 06 to MTZ1 16 fixed or drawout circuit breakers

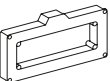
Accessories for MicroLogic control units

External sensors

External sensor for earth-leakage protection (TCE)

DB421348.ai 	Sensor rating 400/1600 A	LV833576SP
--	--------------------------	------------

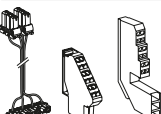
Rectangular sensor for earth-leakage protection

DB421430.eps 	280 mm x 115 mm	LV833573SP
---	-----------------	------------

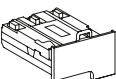
Source ground return (SGR) earth fault protection

DB421429.eps 	External sensor (SGR)	LV833579SP
	MDGF summing module	LV848891SP

Voltage measurement input (for breakers supplied via bottom terminals)

DB424887.eps 	Voltage measurement input	Fixed	LV847506
		Drawout	LV847507

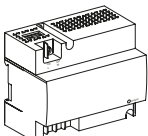
Voltage power supply module (VPS) for MicroLogic X

DB421408.eps 		LV850060
--	--	----------

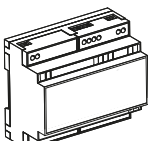
Zone Selective Interlocking option for MicroLogic X

ZSI	Standard
-----	----------

External power supply module (AD)


DB432608.eps 	24/30 V DC	LV454440
	48/60 V DC	LV454441
	100/125 V DC	LV454442
	110/130 V AC	LV454443
	200/240 V AC	LV454444

Restraint Interface Module - ZSI


DB421951.ai 		LV848892SP
--	--	------------

Test & Commissioning equipment

USB Cable (miniUSB/USB) for MicroLogic X

DB421409.eps 		LV850067SP
---	--	------------

Mobile Power Pack for MicroLogic X (by APC)

DB421410.eps 		LV850055SP
---	--	------------

Special settings

To be specified when ordering					
Sensors rating	MTZ1 06	MTZ1 08	MTZ1 10	MTZ1 12	MTZ1 16
400	■	■	■		
630		■	■	■	
800			■	■	■
1000				■	■
1250					■
1600					

Order your breaker

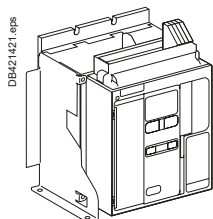
MTZ1 06 to MTZ1 16 fixed switch-disconnectors

Switch-disconnectors

A MasterPact fixed switch-disconnector is described by 3 catalog numbers corresponding to:

- the basic switch-disconnector
- a top connection
- a bottom connection.

Various auxiliaries and accessories may also be added.



Basic switch-disconnector

Type HA			3P	4P
	In (A at 40 °C)	Icm (kA peak for U = 220/690 V)		
MTZ1 06	630	60	LV847159	LV847160
MTZ1 08	800	60	LV847161	LV847162
MTZ1 10	1000	60	LV847163	LV847164
MTZ1 12	1250	60	LV847165	LV847166
MTZ1 16	1600	60	LV847167	LV847168

Auxiliaries and accessories:

for fixed devices: see [page I-16](#).

for fixed or drawout devices: see [page I-16](#).

Source changeover assembly: see [page I-16](#).

MTZ1 06 to MTZ1 16 fixed switch-disconnectors


Connections

Front connection

	630-1600 A	Top	3P LV847328	4P LV847330
		Bottom	LV847329	LV847331

Front connection accessories

Vertical connection adapters 630-1600 A

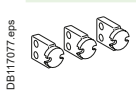
	3P (3 parts)	LV833642SP
	4P (4 parts)	LV833643SP

Interphase barriers

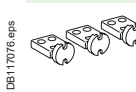
	3P/4P top (3 parts)	LV833648SP
	3P/4P bottom (3 parts)	LV833648SP

Rear connection

Vertical connection


	630-1600 A	Top	3P LV833604	4P LV833614
		Bottom	LV833605	LV833615

Horizontal connection

	630-1600 A	Top	3P LV833606	4P LV833616
		Bottom	LV833607	LV833617


Rear connection accessories

Interphase barriers

	3P/4P top (3 parts)	LV833648SP
	3P/4P bottom (3 parts)	LV833648SP

Common accessories for front and rear connection

Spreaders

	630-1600 A	3P	LV833622SP
		4P	LV833623SP
For front and horizontal rear connection			

Cable lug adapters 630-1600 A

	3P (3 parts)	LV833644SP
	4P (4 parts)	LV833645SP

Order your breaker

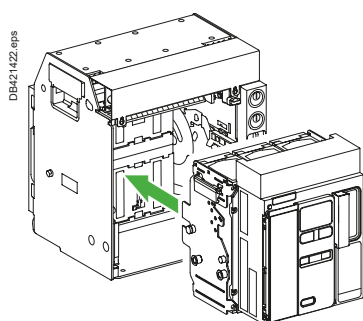
MTZ1 06 to MTZ1 16 drawout switch-disconnectors

Switch-disconnectors

A MasterPact drawout switch-disconnector is described by minimum 4 catalog numbers corresponding to:

- the basic switch-disconnector
- a chassis with standard terminal blocks
- a top connection
- a bottom connection.

Various auxiliaries and accessories may also be added.



Basic switch-disconnector

Type HA			3P	4P
	In (A at 40 °C)	Icm (kA peak for U = 220/690 V)		
MTZ1 06	630	75	LV847248	LV847249
MTZ1 08	800	75	LV847250	LV847251
MTZ1 10	1000	75	LV847252	LV847253
MTZ1 12	1250	75	LV847254	LV847255
MTZ1 16	1600	75	LV847256	LV847257

Chassis

	3P	4P
630/1250 A	LV833722	LV833725
1600 A	LV833723	LV833726

Chassis terminal blocks

Standard terminal blocks

Each chassis comes equipped in standard with the terminal blocks corresponding to the customer functions below:

- the basic device : OF1, OF2, OF3, OF4, SDE1, UC3 (UC3 for 3P chassis only, not for 4P)
- the MicroLogic control unit : UC1, UC2
- the 5 most common accessories : MN/MX2, MX1, XF, PF, MCH.

Additional terminal blocks

If the device is equipped with one or a combination of the following 3 additional accessories:

- SDE2/RES
- M2C/ESM
- PTE

all the necessary chassis terminal blocks are coded by one of the part numbers below :

Chassis terminal block for PTE	LV839461
Chassis terminal block for SDE2	LV839462
Chassis terminal blocks for PTE + SDE2	LV839463
Chassis terminal block for M2C/ESM	LV839464
Chassis terminal blocks for SDE2 + M2C/ESM	LV839465

Auxiliaries and accessories:

for fixed devices: see [page I-13](#)

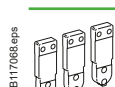
for fixed or drawout devices: see [page I-16](#).

Source changeover assembly: see [page I-16](#).

MTZ1 06 to MTZ1 16 drawout switch-disconnectors

Connections

Chassis front connection

	630-1600 A	Top	3P LV833727	4P LV833733
		Bottom	LV833728	LV833734

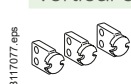
Front connection accessories

Vertical connection adapters 630-1600 A

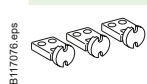
	3P (3 parts)	LV833642SP
	4P (4 parts)	LV833643SP

Chassis rear connection

Vertical connection

	630-1600 A	Top	3P LV833729	4P LV833735
		Bottom	LV833730	LV833736

Horizontal connection

	630-1600 A	Top	3P LV833731	4P LV833737
		Bottom	LV833732	LV833738

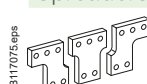
Rear connection accessories

	Interphase barriers ^[1]		
	3P/4P (3 parts)	LV833768SP	

[1] The same kit covers the top and the bottom connections at the same time.

Common accessories for front and rear connection

Spreaders

	630-1600 A	3P	LV833622SP
		4P	LV833623SP

For front and horizontal rear connection

Cable lug adapters 630-1600 A

	3P (3 parts)	LV833644SP
	4P (4 parts)	LV833645SP

Order your breaker

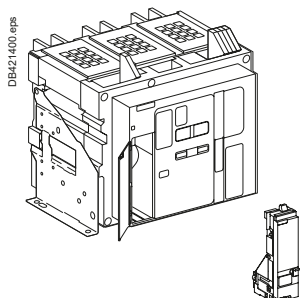
MTZ2 08 to MTZ3 63 fixed circuit breakers

Circuit breakers

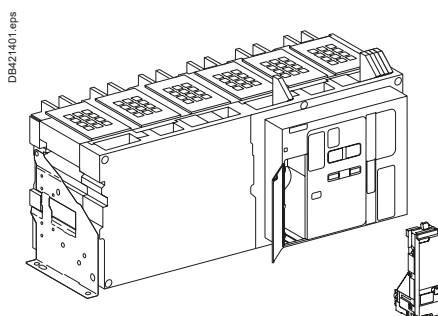
A MasterPact fixed circuit breaker is described by 4 catalog numbers corresponding to:

- the basic circuit breaker
- a control unit
- a top connection
- a bottom connection.

A communication option and various auxiliaries and accessories may also be added.



Basic circuit breaker ≤ 4000 A.



Basic circuit breaker ≥ 4000 A.

[1] Select a 4P basic circuit breaker with neutral on the right page I-42.

All other catalog numbers are unchanged.

Auxiliaries and accessories:

for fixed devices: see page I-35.

for fixed or drawout devices: see page I-35.

Switch-disconnector version: see page I-37.

Source changeover assembly: see page I-35.

Basic circuit breaker

Type N1				3P	4P
				In (A at 40 °C) Icu (kA for U = 220/440 V) - Ics = 100 % Icu	
MTZ2 08	800	42		LV848000	LV848007
MTZ2 10	1000	42		LV848014	LV848021
MTZ2 12	1250	42		LV848028	LV848035
MTZ2 16	1600	42		LV848042	LV848049
MTZ2 20	2000	42		LV848056	LV848063

Type H1				3P	4P
				In (A at 40 °C) Icu (kA for U = 220/440 V) - Ics = 100 % Icu	
MTZ2 08	800	66		LV848001	LV848008
MTZ2 10	1000	66		LV848015	LV848022
MTZ2 12	1250	66		LV848029	LV848036
MTZ2 16	1600	66		LV848043	LV848050
MTZ2 20	2000	66		LV848057	LV848064
MTZ2 25	2500	66		LV848070	LV848076
MTZ2 32	3200	66		LV848082	LV848087
MTZ2 40	4000	66		LV848092	LV848097
MTZ3 40	4000	100		LV848106	LV848109
MTZ3 50	5000	100		LV848112	LV848115
MTZ3 63	6300	100		LV848118	LV848121

Type H2				3P	4P
				In (A at 40 °C) Icu (kA for U = 220/440 V) - Ics = 100 % Icu	
MTZ2 08	800	100		LV848002	LV848009
MTZ2 10	1000	100		LV848016	LV848023
MTZ2 12	1250	100		LV848030	LV848037
MTZ2 16	1600	100		LV848044	LV848051
MTZ2 20	2000	100		LV848058	LV848065
MTZ2 25	2500	100		LV848071	LV848077
MTZ2 32	3200	100		LV848083	LV848088
MTZ2 40	4000	100		LV848093	LV848098
MTZ3 40	4000	150		LV848107	LV848110
MTZ3 50	5000	150		LV848113	LV848116
MTZ3 63	6300	150		LV848119	LV848122

Type H2V				3P	4P
				In (A at 40 °C) Icu (kA for U = 220/440 V) - Ics = 100 % Icu	
MTZ2 08	800	100		LV846160	LV846180
MTZ2 10	1000	100		LV846161	LV846181
MTZ2 12	1250	100		LV846162	LV846182
MTZ2 16	1600	100		LV846163	LV846183
MTZ2 20	2000	100		LV846164	LV846184
MTZ2 25	2500	100		LV846165	LV846185
MTZ2 32	3200	100		LV846166	LV846186
MTZ2 40	4000	100		LV846167	LV846187

Option			
Neutral on the right			[1]

MTZ2 08 to MTZ3 63 fixed circuit breakers

Circuit breakers

MicroLogic X control unit

"Class1 IEC 61557-12 certified power meter"		3P/4P
MicroLogic 2.0 X	basic protection	LV847280
MicroLogic 5.0 X	selective protection	LV847283
MicroLogic 6.0 X	selective + earth-fault protection	LV847288
MicroLogic 7.0 X ^[1]	selective + earth-leakage protection	LV847287

Digital modules option

		3P/4P
Energy per phase		LV850002
Waveform capture trip event		LV850003
Power restoration assistant		LV850004
MasterPact operation assistant		LV850005
Individual harmonics analysis		LV850006
ANSI 51N/51G - Ground fault Alarm		LV850007
ERMS - Energy Reducing Maintenance Settings		LV850009
ANSI 32P - Reverse active power protection		LV850011
ANSI 27/59 - Under/Over voltage protection		LV850012
ANSI 67 - Directional overcurrent		LV850015
ANSI 51 - IDMTL overcurrent protection		LV850037
ANSI 81 - Under/Over frequency protection		LV850013
Modbus legacy dataset		LV850045
IEC 61850 for MasterPact MTZ		LV850046

Communication option

ULP port		LV850061
IFM	Modbus interface	LV434000
IFE	Ethernet interface for LV breaker	LV434001
	Ethernet interface for LV breakers and gateway	LV434002
I/O application module		LV434063

[1] Only for breaker up to 3200A

Auxiliaries and accessories:

for fixed devices: see [page I-35](#).

for fixed or drawout devices: see [page I-35](#).

Switch-disconnector version: see [page I-37](#).

Source changeover assembly: see [page I-35](#).

MTZ2 08 to MTZ3 63 fixed circuit breakers

Connections

Front connection

	800-1600 A	Top	3P	LV848128	4P	LV848153
		Bottom		LV848130		LV848155
	2000 A	Top		LV848124		LV848126
		Bottom		LV848125		LV848127
	2500/3200 A	Top		LV848129		LV848154
		Bottom		LV848131		LV848156

Front connection accessories

	Disconnectable front connection					
	1600 A		3P	LV848421SP	4P	LV848424SP
					LV848422SP	
2000/3200 A						

Rear connection

Vertical connection

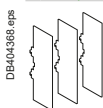
	800-2000 A	Top	3P	LV848133	4P	LV848158
		Bottom		LV848138		LV848163
	800-1600 A type L1	Top		LV848134		LV848159
	2500/3200 A	Bottom		LV848139		LV848164
	2000 A types H3/L1	Top		LV848135		LV848160
		Bottom		LV848140		LV848165
	4000 A	Top		LV848136		LV848161
		Bottom		LV848141		LV848166
	4000/5000 A	Top		LV848137		LV848162
		Bottom		LV848142		LV848167
	6300 A					

Horizontal connection

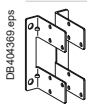
	800-2000 A	Top	3P	LV848143	4P	LV848168
		Bottom		LV848148		LV848173
	800-1600 A type L1	Top		LV848144		LV848169
	2500/3200 A	Bottom		LV848149		LV848174
	2000 A types H3/L1	Top		LV848145		LV848170
		Bottom		LV848150		LV848175
	4000 A	Top		LV848146		LV848171
		Bottom		LV848151		LV848176
	4000/5000 A					

Rear connection accessories

Interphase barriers ^[1]

	3P/4P (3 parts)		LV848599SP
	[1] The same kit covers the top and the bottom connections at the same time.		

Brackets for mounting on a backplate

	2 parts		LV847829
--	---------	--	----------

Grounding kit

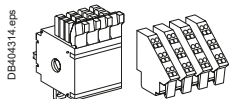
Grounding kit for MasterPact MTZ2/MTZ3 fixed		LV848558
--	--	----------

MTZ2 08 to MTZ3 63 fixed circuit breakers

Indication contacts and remote operation

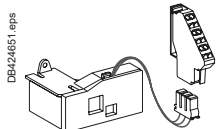
Indication contacts

ON/OFF indication contacts (OF)



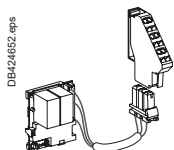
Block of 4 changeover contacts (6 A - 240 V)	1 block (standard)
1 additional block of 4 contacts (2 max.)	LV848198

“Fault trip” indication contacts (SDE)



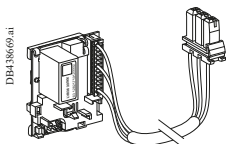
Changeover contact (6 A - 240 V)	1 (standard)
1 additional SDE (6 A - 240 V)	LV848200
1 additional low-level SDE	LV848201

Programmable contacts (programmed via MicroLogic X control unit)



2 contacts M2C (5 A - 240 V)	LV847403
------------------------------	-----------------

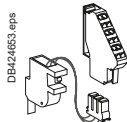
IO contact



ESM module "ERMS Switch Module"	LV836301
---------------------------------	-----------------

Remote operation

“Ready to close” contact (1 max.)



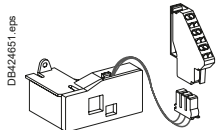
	PF
1 changeover contact (5 A - 240 V)	LV847342
1 low-level changeover contact	LV847343

Electrical closing pushbutton



	BPFE
1 pushbutton	LV848534

Remote reset after fault trip



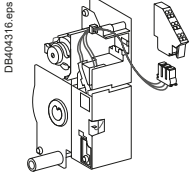
Electrical reset	RES
100/130 V AC	LV848202
200/240 V AC	LV848203
Automatic reset	RAR
Adaptation	LV847346

MTZ2 08 to MTZ3 63 fixed circuit breakers

Remote operation

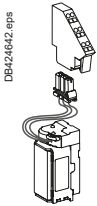
Remote ON/OFF

Gear motor



		MCH
AC 50/60 Hz	48 V	LV848207
	100/130 V	LV848211
	200/240 V	LV848212
	250/277 V	LV848213
	380/415 V	LV848214
	440/480 V	LV848215
DC	24/30 V	LV848206
	48/60 V	LV848207
	100/130 V	LV848208
	200/250 V	LV848209

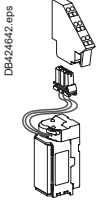
Instantaneous voltage releases



		Closing release	Opening release	
Standard		XF	MX	
AC 50/60 Hz	24/30 V DC, 24 V AC	LV847350	LV847360	
	DC	48/60 V DC, 48 V AC	LV847351	LV847361
		100/130 V AC/DC	LV847352	LV847362
		200/250 V AC/DC	LV847353	LV847363
		277 V AC	LV847354	LV847364
		380/480 V AC	LV847355	LV847365
Diagnostics & Communicating		XF diag & com	MX diag & com	
AC 50/60 Hz	24/30 V DC, 24 V AC	LV847311	LV847321	
	DC	48/60 V DC, 48 V AC	LV847312	LV847322
		100/130 V AC/DC	LV847313	LV847323
		200/250 V AC/DC	LV847314	LV847324
		277 V AC	LV847315	LV847325
		380/480 V AC	LV847316	LV847326
Standard		Opening release	MN	
AC 50/60 Hz	24/30 V DC, 24 V AC	LV847380		
	DC	48/60 V DC, 48 V AC	LV847381	
		100/130 V AC/DC	LV847382	
		200/250 V AC/DC	LV847383	
		380/480 V AC	LV847385	
		Diagnostic		MN diag
AC 50/60 Hz		24/30 V DC, 24 V AC	LV836700	
	DC	48/60 V DC, 48 V AC	LV836701	
		100/130 V AC/DC	LV836702	
		200/250 V AC/DC	LV836703	
380/480 V AC		LV836704		

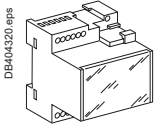
Remote tripping

Instantaneous voltage release



		2 nd MX
AC 50/60 Hz	24/30 V DC, 24 V AC	LV847370
	48/60 V DC, 48 V AC	LV847371
DC	100/130 V AC/DC	LV847372
	200/250 V AC/DC	LV847373
	277 V AC	LV847374
	380/480 V AC	LV847375

Retardateur MN



		R (non-adjustable)	Rr (adjustable)
AC 50/60 Hz	48/60 V AC/DC		LV833680SP
	100/130 V AC/DC	LV833684SP	LV833681SP
DC	200/250 V AC/DC	LV833685SP	LV833682SP
	380/480 V AC/DC		LV833683SP

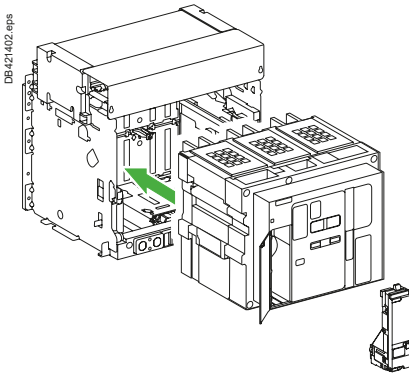
MTZ2 08 to MTZ3 63 drawout circuit breakers

Circuit breakers

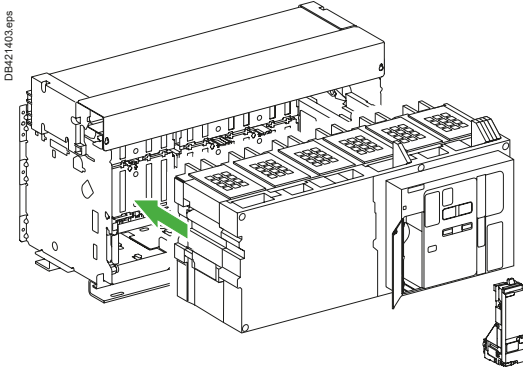
A MasterPact drawout circuit breaker is described by minimum 5 catalog numbers corresponding to:

- the basic circuit breaker
- a control unit
- a chassis with standard terminal blocks
- a top connection
- a bottom connection.

A communication option and various auxiliaries and accessories may also be added.



Basic circuit breaker + chassis ≤ 4000 A



Basic circuit breaker + chassis ≥ 4000 A

[1] Select a 4P basic circuit breaker with neutral on the right page I-42.
All other catalog numbers are unchanged.

Basic circuit breaker

	3P		4P	
Type N1				
	In (A at 40 °C)	Icu (kA for U = 220/440 V) - Ics = 100 % Icu		
MTZ2 08	800	42	LV848230	LV848237
MTZ2 10	1000	42	LV848244	LV848251
MTZ2 12	1250	42	LV848258	LV848265
MTZ2 16	1600	42	LV848272	LV848279
MTZ2 20	2000	42	LV848286	LV848293
Type H1				
	In (A at 40 °C)	Icu (kA for U = 220/440 V) - Ics = 100 % Icu		
MTZ2 08	800	66	LV848231	LV848238
MTZ2 10	1000	66	LV848245	LV848252
MTZ2 12	1250	66	LV848259	LV848266
MTZ2 16	1600	66	LV848273	LV848280
MTZ2 20	2000	66	LV848287	LV848294
MTZ2 25	2500	66	LV848300	LV848306
MTZ2 32	3200	66	LV848312	LV848317
MTZ2 40	4000	66	LV848322	LV848327
MTZ3 40	4000	100	LV848336	LV848339
MTZ3 50	5000	100	LV848342	LV848345
MTZ3 63	6300	100	LV848348	LV848351
Type H2				
	In (A at 40 °C)	Icu (kA for U = 220/440 V) - Ics = 100 % Icu		
MTZ2 08	800	100	LV848232	LV848239
MTZ2 10	1000	100	LV848246	LV848253
MTZ2 12	1250	100	LV848260	LV848267
MTZ2 16	1600	100	LV848274	LV848281
MTZ2 20	2000	100	LV848288	LV848295
MTZ2 25	2500	100	LV848301	LV848307
MTZ2 32	3200	100	LV848313	LV848318
MTZ2 40	4000	100	LV848323	LV848328
MTZ3 40	4000	150	LV848337	LV848340
MTZ3 50	5000	150	LV848343	LV848346
MTZ3 63	6300	150	LV848349	LV848352
Type H3				
	In (A at 40 °C)	Icu (kA for U = 220/440 V) - Ics = 100 % Icu		
MTZ2 20	2000	150	LV848289	LV848296
MTZ2 25	2500	150	LV848302	LV848308
MTZ2 32	3200	150	LV848314	LV848319
MTZ2 40	4000	150	LV848324	LV848329
Type L1				
	In (A at 40 °C)	Icu (kA for U = 220/440 V) - Ics = 100 % Icu		
MTZ2 08	800	150	LV848233	LV848240
MTZ2 10	1000	150	LV848247	LV848254
MTZ2 12	1250	150	LV848261	LV848268
MTZ2 16	1600	150	LV848275	LV848282
MTZ2 20	2000	150	LV848290	LV848297
Type H2V				
	In (A at 40 °C)	Icu (kA for U = 220/440 V) - Ics = 100 % Icu		
MTZ2 08	800	100	LV846170	LV846190
MTZ2 10	1000	100	LV846171	LV846191
MTZ2 12	1250	100	LV846172	LV846192
MTZ2 16	1600	100	LV846173	LV846193
MTZ2 20	2000	100	LV846174	LV846194
MTZ2 25	2500	100	LV846175	LV846195
MTZ2 32	3200	100	LV846176	LV846196
MTZ2 40	4000	100	LV846177	LV846197
Option				
Neutral on the right			[1]	

MTZ2 08 to MTZ3 63 drawout circuit breakers

Circuit breakers

MicroLogic X control unit

"Class1 IEC 61557-12 certified power meter"		3P/4P
MicroLogic 2.0 X	basic protection	LV848498
MicroLogic 5.0 X	selective protection	LV848499
MicroLogic 6.0 X	selective + earth-fault protection	LV848500
MicroLogic 7.0 X ^[1]	selective + earth-leakage protection	LV848362

Digital modules option

		3P/4P
Energy per phase		LV850002
Waveform capture trip event		LV850003
Power restoration assistant		LV850004
MasterPact operation assistant		LV850005
Individual harmonics analysis		LV850006
ANSI 51N/51G - Ground fault Alarm		LV850007
ERMS - Energy Reducing Maintenance Settings		LV850009
ANSI 32P - Reverse active power protection		LV850011
ANSI 27/59 - Under/Over voltage protection		LV850012
ANSI 67 - Directional overcurrent		LV850015
ANSI 51 - IDMTL overcurrent protection		LV850037
ANSI 81 - Under/Over frequency protection		LV850013
Modbus legacy dataset		LV850045
IEC 61850 for MasterPact MTZ		LV850046

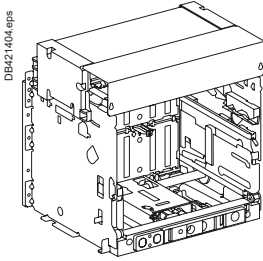
Grounding kit

Grounding kit for MasterPact MTZ2/MTZ3 drawout	LV848559
--	-----------------

[1] Only for breaker up to 3200 A.

MTZ2 08 to MTZ3 63 drawout circuit breakers

Chassis



Chassis ≤ 4000 A

Chassis

	3P	4P
For type N1/H1		
800-1600 A	LV848392	LV848404
For type H2		
800-1600 A	LV848393	LV848405
For type N1/H1/H2/H2V		
2000 A	LV848393	LV848405
2500 A	LV848394	LV848406
3200 A	LV848395	LV848407
4000 A	LV848396	LV848408
For type H1/H2		
4000/6300 A	LV848397	LV848409
For type H3		
2000/2500 A	LV848394	LV848406
3200 A	LV848395	LV848407
4000 A	LV848396	LV848408
For type L1		
800/1600 A	LV848399	LV848411
2000 A	LV848400	LV848412

Chassis terminal blocks

Standard terminal blocks

Each chassis comes equipped in standard with the terminal blocks corresponding to the customer functions below:

- the basic device : OF1, OF2, OF3, OF4, SDE1, UC3 (UC3 for 3P chassis only, not for 4P)
- the MicroLogic control unit : UC1, UC2
- the 5 most common accessories : MN/MX2, MX1, XF, PF, MCH.

Additional terminal blocks

If the device is equipped with one or a combination of the following 5 additional accessories:

- SDE2/RES
- M2C/ESM
- PTE
- 1st additionnal 4 OF block
- 2nd additionnal 4 OF block

all the necessary chassis terminal blocks are coded by one of the part numbers below :

Chassis terminal blocks for 8 OF contacts	LV839471
Chassis terminal blocks for 4 OF contacts	LV839472
Chassis terminal block for PTE	LV839473
Chassis terminal blocks for PTE + 8 OF contacts	LV839474
Chassis terminal blocks for PTE + 4 OF contacts	LV839475
Chassis terminal block for SDE2/RES	LV839476
Chassis terminal blocks for SDE2/RES + 8 OF contacts	LV839477
Chassis terminal blocks for SDE2/RES + 4 OF contacts	LV839478
Chassis terminal blocks for PTE + SDE2/RES	LV839479
Chassis terminal blocks for PTE + SDE2/RES + 8 OF contacts	LV839480
Chassis terminal blocks for PTE + SDE2/RES + 4 OF contacts	LV839481
Chassis terminal block for M2C/ESM	LV839482
Chassis terminal blocks for M2C/ESM + 8 OF contacts	LV839483
Chassis terminal blocks for M2C/ESM + 4 OF contacts	LV839484
Chassis terminal blocks for PTE + M2C/ESM	LV839485
Chassis terminal blocks for PTE + M2C/ESM + 8 OF contacts	LV839486
Chassis terminal blocks for PTE + M2C/ESM + 4 OF contacts	LV839487
Chassis terminal blocks for SDE2/RES + M2C/ESM	LV839488
Chassis terminal blocks for SDE2/RES + M2C/ESM + 8 OF contacts	LV839489
Chassis terminal blocks for SDE2/RES + M2C/ESM + 4 OF contacts	LV839490
Chassis terminal blocks for PTE + SDE2/RES + M2C/ESM	LV839491
Chassis terminal blocks for PTE + SDE2/RES + M2C/ESM + 8 OF contacts	LV839492
Chassis terminal blocks for PTE + SDE2/RES + M2C/ESM + 4 OF contacts	LV839493

Ethernet communication option

	Chassis +	Circuit breaker (ULP)
ULP port	Standard	Standard
EIFE Embedded Ethernet interface for LV breaker	LV851200	
IFM Modbus interface	LV434000	
IFE Ethernet interface for LV breaker	LV434001	
	Ethernet interface for LV breakers and gateway	LV434002
I/O application module	LV434063	

Auxiliaries and accessories:

- for drawout devices: see [page I-31](#)
 - for fixed or drawout devices: see [page I-35](#).
- Switch-disconnector version: see [page I-37](#).
Source changeover assembly: see [page I-35](#).

MTZ2 08 to MTZ3 63 drawout circuit breakers

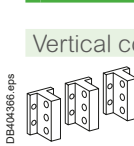
Connections

Chassis front connection



			3P	4P
800-1600 A	Top		LV848415	LV848441
	Bottom		LV848418	LV848444
2000 A	Top		LV848413	LV848417
	Bottom		LV848414	LV848420
2500/3200 A	Top		LV848416	LV848442
	Bottom		LV848419	LV848445

Chassis rear connection



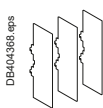
			3P	4P
Vertical connection				
800-2000 A	Top		LV848133	LV848158
	Bottom		LV848138	LV848163
800-1600 A type L1	Top		LV848134	LV848159
	Bottom		LV848139	LV848164
2500/3200 A	Top		LV848135	LV848160
	Bottom		LV848140	LV848165
2000 A types H3/L1	Top		LV848136	LV848161
	Bottom		LV848141	LV848166
4000 A	Top		LV848137	LV848162
	Bottom		LV848142	LV848167
4000/5000 A (MTZ3)	Top		LV848133	LV848158
	Bottom		LV848138	LV848163
6300 A (MTZ3)	Top		LV848134	LV848159
	Bottom		LV848139	LV848164

Horizontal connection



800-2000 A	Top		LV848143	LV848168
	Bottom		LV848148	LV848173
800-1600 A type L1	Top		LV848144	LV848169
	Bottom		LV848149	LV848174
2500/3200 A	Top		LV848145	LV848170
	Bottom		LV848150	LV848175
2000 A types H3/L1	Top		LV848146	LV848171
	Bottom		LV848151	LV848176
4000 A	Top		LV848143	LV848168
	Bottom		LV848148	LV848173
4000/5000 A	Top		LV848144	LV848169
	Bottom		LV848149	LV848174

Rear connection accessories



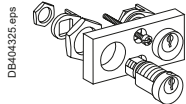
Interphase barriers ^[1]				
3P/4P (3 parts)			LV848600SP	
[1] The same kit covers the top and the bottom connections at the same time.				

MTZ2 08 to MTZ3 63 drawout circuit breakers

Chassis locking and accessories

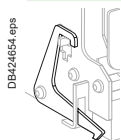
Chassis locking

"Disconnected" position locking



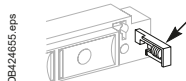
By padlocks		
	VCPO	Standard
By Profalux keylocks		
Profalux	1 lock with 1 key + adaptation kit	LV848568
	2 locks 1 key + adaptation kit	LV848569
	2 locks 2 different keys + adaptation kit	LV848570
By Ronis keylocks		
Ronis	1 lock with 1 key + adaptation kit	LV848572
	2 locks 1 key + adaptation kit	LV848573
	2 locks 2 different keys + adaptation kit	LV848574
	Optional disconnected/test/connected position locking	LV833779
Adaptation kit (without keylock):	adaptation kit Profalux / Ronis	LV848564SP
	adaptation kit Kirk	LV848565SP
	adaptation kit Castell	LV848566SP

Door interlock (1 part)



Right-hand side of chassis	LV848579
Left-hand side of chassis	LV848580

Racking interlock

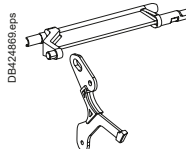


1 part	LV848582
--------	-----------------

Racking interlock between crank and OFF pushbutton

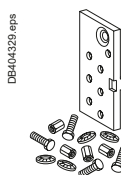
1 part	LV848585
--------	-----------------

Automatic spring discharge before breaker removal



1 part	LV848554
--------	-----------------

Breaker mismatch protection



Breaker mismatch protection VDC	LV833767SP
---------------------------------	-------------------

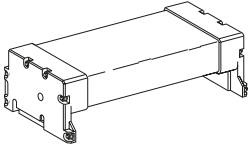
MTZ2 08 to MTZ3 63 drawout circuit breakers

Chassis locking and accessories

Chassis accessories

Arc chute cover

DB404330.eps

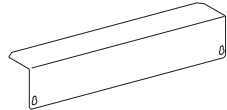


3P/4P

Standard

Auxiliary terminal shield (CB)

DB404331.eps



800/4000 A

3P

LV848595

4P

LV848596

4000/6300 A

3P

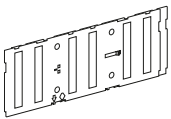
LV848597

4P

LV848598

Safety shutters + locking block

DB404332.eps



800/4000 A

3P

Standard

4P

Standard

4000/6300 A

3P

Standard

4P

Standard

Shutter locking block (for replacement)

DB404333.eps

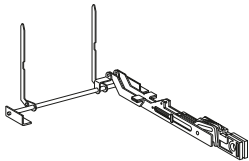


2 parts for 800/4000 A

LV848591SP

Front face shutter position indication and locking

DB404374.eps



800/4000 A

3P/4P

LV848592

4000/6300 A

3P

LV848693

4P

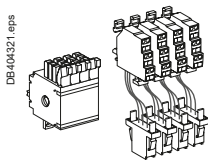
LV848694

MTZ2 08 to MTZ3 63 drawout circuit breakers

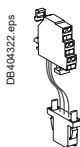
Indication contacts and remote operation

Indication contacts

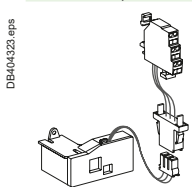
ON/OFF indication contacts (OF)

	Block of 4 changeover contacts (6 A - 240 V)	1 block (standard)
	1 additional block of 4 contacts (2 max.)	LV848468

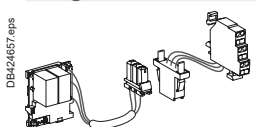
Combined closed / connected contacts for use with 1 auxiliary contact

	1 contact (5 A - 240 V) (8 max.)	LV848477
	or 1 low-level contact (8 max.)	LV848478

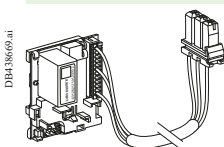
"Fault trip" indication contacts (SDE)

	Changeover contact (6 A - 240 V)	1 (standard)
	1 additional SDE (6 A - 240 V)	LV848475
	or 1 additional low-level SDE	LV848476


Programmable contacts (programmed via MicroLogic X control unit)

	2 contacts M2C (5 A - 240 V)	LV848382
--	------------------------------	-----------------

IO contact

	ESM module "ERMS Switch Module"	LV836303
---	---------------------------------	-----------------

Carriage switches (connected / disconnected / test position)

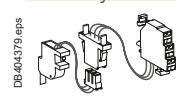
	Changeover contacts (8 A - 240 V)	
	1 connected position contact (3 max.)	LV833751
	1 test position contact (3 max.)	LV833752
	1 disconnected position contact (3 max.)	LV833753
	and/or low-level changeover contacts	
	1 connected position contact (3 max.)	LV833754
1 test position contact (3 max.)	LV833755	
1 disconnected position contact (3 max.)	LV833756	
Actuator for additional carriage switches	LV848560	

Auxiliary terminals for chassis alone


	3 wire terminal (30 parts)	LV847898SP
	6 wire terminal (10 parts)	LV847899SP
	Jumpers (10 parts)	LV847900SP

Remote operation

"Ready to close" contact (1 max.)

	1 changeover contact (5 A - 240 V)	PF
	1 low-level changeover contact	LV848469
		LV848470

Electrical closing pushbutton

	1 pushbutton	BPFE
		LV848534

Remote reset after fault trip

	Electrical reset	RES
	100/130 V AC	LV848472
	200/240 V AC	LV848473
	Automatic reset	RAR
	Adaptation	LV847346

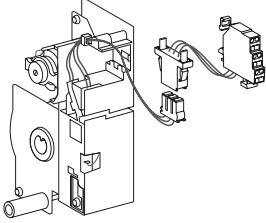
MTZ2 08 to MTZ3 63 drawout circuit breakers

Remote operation

Remote ON/OFF

Gear motor

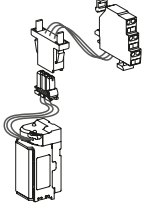
DB424655.eps



AC 50/60 Hz	48 V	MCH	
	100/130 V	LV848522	
	200/240 V	LV848526	
	250/277 V	LV848527	
	380/415 V	LV848528	
	440/480 V	LV848529	
		LV848530	
DC	24/30 V	LV848521	
	48/60 V	LV848522	
	100/130 V	LV848523	
	200/250 V	LV848524	

Instantaneous voltage releases

DB424659.eps

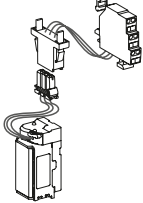


		Closing release	Opening release
Standard		XF	MX
AC 50/60 Hz	24/30 V DC, 24 V AC	LV848481	LV848491
DC	48/60 V DC, 48 V AC	LV848482	LV848492
	100/130 V AC/DC	LV848483	LV848493
	200/250 V AC/DC	LV848484	LV848494
	277 V AC	LV848485	LV848495
	380/480 V AC	LV848486	LV848496
Diagnostic & Communicating		XF diag & com	MX diag & com
AC 50/60 Hz	24/30 V DC, 24 V AC	LV848449	LV848458
DC	48/60 V DC, 48 V AC	LV848450	LV848459
	100/130 V AC/DC	LV848451	LV848460
	200/250 V AC/DC	LV848452	LV848461
	277 V AC	LV848453	LV848462
	380/480 V AC	LV848454	LV848463
Standard		Opening release	
		MN	
AC 50/60 Hz	24/30 V DC, 24 V AC	LV848501	
DC	48/60 V DC, 48 V AC	LV848502	
	100/130 V AC/DC	LV848503	
	200/250 V AC/DC	LV848504	
	380/480 V AC	LV848506	
Diagnostic		MN diag	
AC 50/60 Hz	24/30 V DC, 24 V AC	LV836705	
DC	48/60 V DC, 48 V AC	LV836706	
	100/130 V AC/DC	LV836707	
	200/250 V AC/DC	LV836708	
	380/480 V AC	LV836709	

Remote tripping

Instantaneous voltage release

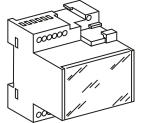
DB424659.eps



		2 nd MX
AC 50/60 Hz	24/30 V DC, 24 V AC	LV848511
DC	48/60 V DC, 48 V AC	LV848512
	100/130 V AC/DC	LV848513
	200/250 V AC/DC	LV848514
	277 V AC	LV848515
	380/480 V AC	LV848516

MN delay unit

DB404320.eps



		R (non-adjustable)	Rr (adjustable)
AC 50/60 Hz	48/60 V AC/DC		LV833680SP
DC	100/130 V AC/DC	LV833684SP	LV833681SP
	200/250 V AC/DC	LV833685SP	LV833682SP
	380/480 V AC/DC		LV833683SP

Accessories for MTZ2 08 to MTZ3 63 fixed and drawout circuit breakers

Circuit breaker locking

Pushbutton locking device

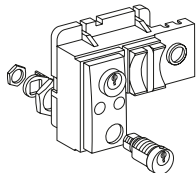
DB404337 eps



By padlocks	LV848536
-------------	----------

OFF position locking

DB404338 eps



By padlocks	VCPO	LV848539
By Profalux keylocks		
Profalux	1 lock with 1 key + adaptation kit	LV848545
	2 locks 1 key + adaptation kit	LV848546
	2 locks 2 different keys + adaptation kit	LV848547
By Ronis keylocks		
Ronis	1 lock with 1 key + adaptation kit	LV848549
	2 locks 1 key + adaptation kit	LV848550
	2 locks 2 different keys + adaptation kit	LV848551
Adaptation kit (without keylock):	adaptation kit Profalux / Ronis	LV848541SP
	adaptation kit Kirk	LV848542SP
	adaptation kit Castell	LV848543SP

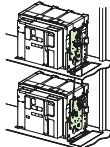
Cable-type door interlock

1 complete assembly for MasterPact MTZ2/MTZ3 fixed or drawout device	LV848614SP
--	------------

Mechanical interlocking for source changeover

Interlocking of 2 devices using connecting rods

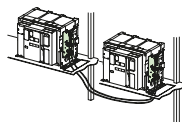
DB421405 eps



Complete assembly with 2 adaptation fixtures + rods	
1 set of 2 adaptation fixtures for MasterPact MTZ2 or MTZ3 fixed or drawout device	LV847930SP
1 set of 2 interlocking rods	LV833210SP
Note: Can be used with 1 MTZ2/3 fixed + 1 MTZ2/3 drawout.	

Interlocking of 2 devices using cables [1]

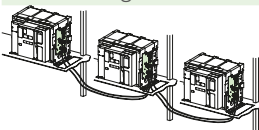
DB421406 eps



Choose 2 adaptation fixtures (1 for each device) + 1 set of cables	
1 adaptation fixture for MasterPact MTZ2/3 fixed devices	LV847926SP
1 adaptation fixture for MasterPact MTZ2/3 drawout devices	LV847926SP
1 set of 2 cables of 2.5 m	LV833209SP
[1] Can be used with any combination of MTZ, fixed or drawout devices.	

Interlocking of 3 devices using cables

DB421407 eps



Choose 1 interlocking kit (including 3 adaptation fixtures + cables)	
3 sources, only 1 device closed, fixed or drawout devices	LV848610SP
2 sources + 1 coupling, fixed or drawout devices	LV848609SP
2 normal + 1 replacement source, fixed or drawout devices	LV848608SP

Other circuit breaker accessories

Mechanical operation counter

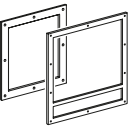
DB125617 eps




Operation counter CDM	LV848535
-----------------------	----------

Escutcheon and accessories

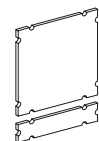
DB421415 eps



DB404340 eps



DB404341 eps



	Fixed	Drawout
Escutcheon	LV848601SP	LV848603SP
Transparent cover IP54		LV848604SP
Escutcheon blanking plate	LV848605SP	LV848605SP

Escutcheon

Cover

Blanking plate



► For more informations see source-changeover systems catalog, LVPED216028EN.

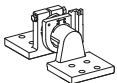
Order your breaker

Accessories for MTZ2 08 to MTZ3 63 fixed and drawout circuit breakers


Accessories for MicroLogic X control units

External sensors

External sensor for earth-fault protection (TCE)

	Sensor rating	400/2000 A	LV834035SP
		1000/4000 A	LV834036SP
		4000/6300 A (MTZ3)	LV848182SP
	Single sensor kit	2000/6300 A	LV848904SP
	3 layer bus	2000 A	LV848905SP

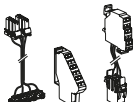
Rectangular sensor for earth-leakage protection

	280 mm x 115 mm	LV833573SP
	470 mm x 160 mm	LV833574SP

Source ground return (SGR) earth fault protection

	External sensor (SGR)	LV833579SP
	MDGF summing module	LV848891SP

Voltage measurement input (for breakers supplied via bottom terminals)

	Voltage measurement input	Fixed	LV847506
		Drawout	LV848533

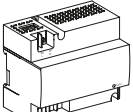
Voltage power supply module (VPS) for MicroLogic X

	LV850060
--	----------

Zone Selective Interlocking option for MicroLogic X

ZSI	Standard
-----	----------

External power supply module (AD)


	24/30 V DC	LV454440
	48/60 V DC	LV454441
	100/125 V DC	LV454442
	110/130 V AC	LV454443
	200/240 V AC	LV454444

Restraint Interface Module - ZSI

	LV848892SP
---	------------

Test and commissioning equipment

USB Cable (miniUSB/USB) for MicroLogic X

	LV850067SP
---	------------

Mobile Powerpack for MicroLogic X (by APC)

	LV850055SP
---	------------

Special settings

Sensor rating to be specified when ordering

Rating	MTZ2 08	MTZ2 10	MTZ2 12	MTZ2 16	MTZ2 20	MTZ2 25	MTZ2 32
400	■	■					
630	■	■	■				
800		■	■	■			
1000			■		■		
1250				■	■	■	
1600					■	■	■
2000						■	■
2500							■
3200							■
Rating	MTZ2 40	MTZ3 40	MTZ3 50	MTZ3 63			
2000	■	■					
2500	■	■	■				
3200	■	■	■	■			
4000			■	■			
5000				■			
6300							

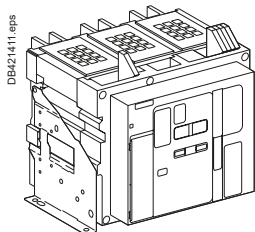
MTZ2 08 to MTZ3 63 fixed switch-disconnectors

Switch-disconnectors

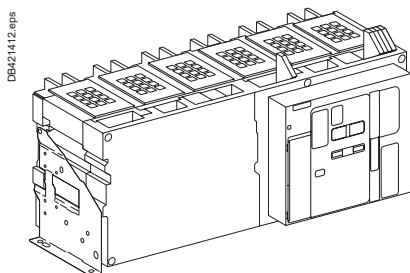
A MasterPact fixed switch-disconnector is described by 3 catalog numbers corresponding to:

- the basic switch-disconnector
- a top connection
- a bottom connection.

Various auxiliaries and accessories may also be added.



Basic switch-disconnector ≤ 4000 A.



Basic switch-disconnector ≥ 4000 A.

Basic switch-disconnector

Type NA				
			3P	4P
In (A at 40 °C) Icm (kA peak for U = 220/690 V)				
MTZ2 08	800	88	LV848004	LV848011
MTZ2 10	1000	88	LV848018	LV848025
MTZ2 12	1250	88	LV848032	LV848039
MTZ2 16	1600	88	LV848046	LV848053

Type HA				
			3P	4P
In (A at 40 °C) Icm (kA peak for U = 220/690 V)				
MTZ2 08	800	145	LV848005	LV848012
MTZ2 10	1000	145	LV848019	LV848026
MTZ2 12	1250	145	LV848033	LV848040
MTZ2 16	1600	145	LV848047	LV848054
MTZ2 20	2000	145	LV848061	LV848068
MTZ2 25	2500	145	LV848074	LV848080
MTZ2 32	3200	145	LV848085	LV848090
MTZ2 40	4000	145	LV848095	LV848100
MTZ3 40	4000	187	LV848108	LV848111
MTZ3 50	5000	187	LV848114	LV848117
MTZ3 63	6300	187	LV848120	LV848123

Type HF				
			3P	4P
In (A at 40 °C) Icm (kA peak for U = 220/690 V)				
MTZ2 08	800	187	LV848006	LV848013
MTZ2 10	1000	187	LV848020	LV848027
MTZ2 12	1250	187	LV848034	LV848041
MTZ2 16	1600	187	LV848048	LV848055
MTZ2 20	2000	187	LV848062	LV848069
MTZ2 25	2500	187	LV848075	LV848081
MTZ2 32	3200	187	LV848086	LV848091
MTZ2 40	4000	187	LV848096	LV848101

Type HH				
			3P	4P
In (A at 40 °C) Icm (kA peak for U = 220/440 V)				
MTZ2 20	2000	220	LV846310	LV846311
MTZ2 25	2500	220	LV846312	LV846313
MTZ2 32	3200	220	LV846314	LV846315
MTZ2 40	4000	220	LV846316	LV846317

Type HH with right neutral			
			4P
In (A at 40 °C) Icm (kA peak for U = 220/440 V)			
MTZ2 20	2000	220	LV846342
MTZ2 25	2500	220	LV846343
MTZ2 32	3200	220	LV846344
MTZ2 40	4000	220	LV846345

MTZ2 08 to MTZ3 63 fixed switch-disconnectors

Connections

Front connection

	800-1600 A	Top	3P	LV848128	4P	LV848153
		Bottom		LV848130		LV848155
	2000 A	Top		LV848124		LV848126
		Bottom		LV848125		LV848127
	2500-3200 A	Top		LV848129		LV848154
		Bottom		LV848131		LV848156

Front connection accessories

	Disconnectable front connection					
	1600 A		3P	LV848421SP	4P	LV848424SP
	2000/3200 A			LV848422SP		LV848425SP

Rear connection

Vertical connection

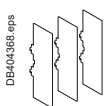
	800-2000 A	Top	3P	LV848133	4P	LV848158
		Bottom		LV848138		LV848163
	2500-3200 A	Top		LV848134		LV848159
		Bottom		LV848139		LV848164
	4000 A	Top		LV848135		LV848160
		Bottom		LV848140		LV848165
	4000/5000 A	Top		LV848136		LV848161
		Bottom		LV848141		LV848166
	6300 A	Top		LV848137		LV848162
		Bottom		LV848142		LV848167

Horizontal connection

	800-2000 A	Top	3P	LV848143	4P	LV848168
		Bottom		LV848148		LV848173
	2500-3200 A	Top		LV848144		LV848169
		Bottom		LV848149		LV848174
	4000 A	Top		LV848145		LV848170
		Bottom		LV848150		LV848175
4000/5000 A	Top		LV848146		LV848171	
	Bottom		LV848151		LV848176	

Rear connection accessories

Interphase barriers ^[1]

	3P/4P (3 parts)	LV848599SP
	[1] The same kit covers the top and the bottom connections at the same time.	

Brackets for mounting on a backplate

	2 parts	LV847829
--	---------	----------

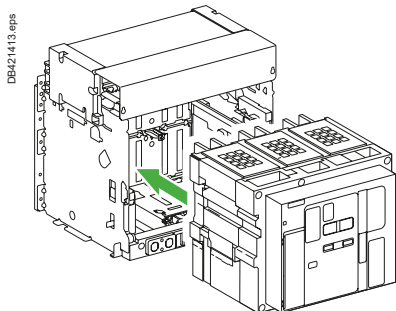
MTZ2 08 to MTZ3 63 drawout switch-disconnectors

Switch-disconnectors

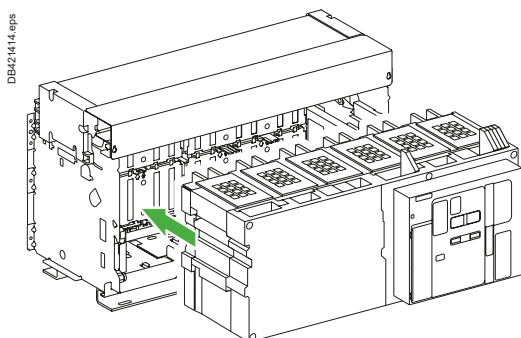
A MasterPact drawout switch-disconnector is described by minimum 4 catalog numbers corresponding to:

- the basic switch-disconnector
- a chassis with standard terminal blocks
- a top connection
- a bottom connection.

Various auxiliaries and accessories may also be added.



Basic switch-disconnector + chassis ≤ 4000 A.



Basic switch-disconnector + chassis ≥ 4000 A.

Basic switch-disconnector

Type NA				
			3P	4P
In (A at 40 °C) Icm (kA peak for U = 220/690 V)				
MTZ2 08	800	88	LV848234	LV848241
MTZ2 10	1000	88	LV848248	LV848255
MTZ2 12	1250	88	LV848262	LV848269
MTZ2 16	1600	88	LV848276	LV848283
Type HA				
			3P	4P
In (A at 40 °C) Icm (kA peak for U = 220/690 V)				
MTZ2 08	800	145	LV848235	LV848242
MTZ2 10	1000	145	LV848249	LV848256
MTZ2 12	1250	145	LV848263	LV848270
MTZ2 16	1600	145	LV848277	LV848284
MTZ2 20	2000	145	LV848291	LV848298
MTZ2 25	2500	145	LV848304	LV848310
MTZ2 32	3200	145	LV848315	LV848320
MTZ2 40	4000	145	LV848325	LV848330
MTZ3 40	4000	187	LV848338	LV848341
MTZ3 50	5000	187	LV848344	LV848347
MTZ3 63	6300	187	LV848350	LV848353
Type HF				
			3P	4P
In (A at 40 °C) Icm (kA peak for U = 220/690 V)				
MTZ2 08	800	187	LV848236	LV848243
MTZ2 10	1000	187	LV848250	LV848257
MTZ2 12	1250	187	LV848264	LV848271
MTZ2 16	1600	187	LV848278	LV848285
MTZ2 20	2000	187	LV848292	LV848299
MTZ2 25	2500	187	LV848305	LV848311
MTZ2 32	3200	187	LV848316	LV848321
MTZ2 40	4000	187	LV848326	LV848331
Type HH				
			3P	4P
In (A at 40 °C) Icm (kA peak for U = 220/440 V)				
MTZ2 20	2000	220	LV846318	LV846319
MTZ2 25	2500	220	LV846320	LV846321
MTZ2 32	3200	220	LV846322	LV846323
MTZ2 40	4000	220	LV846324	LV846325
Type HH with right neutral				4P
In (A at 40 °C) Icm (kA peak for U = 220/440 V)				
MTZ2 20	2000	220		LV846346
MTZ2 25	2500	220		LV846347
MTZ2 32	3200	220		LV846348
MTZ2 40	4000	220		LV846349

Chassis

Type NA/HA			
		3P	4P
800-1600 A		LV848392	LV848404
Type HF			
		3P	4P
800-1600 A		LV848393	LV848405
Type HA/HF/HH			
		3P	4P
2000 A		LV848393	LV848405
2500 A		LV848394	LV848406
3200 A		LV848395	LV848407
4000 A		LV848396	LV848408
Type HA			
4000/6300 A (MTZ3)		LV848397	LV848409

MTZ2 08 to MTZ3 63 drawout switch-disconnectors

Switch-disconnectors

Chassis terminal blocks

Standard terminal blocks

Each chassis comes equipped in standard with the terminal blocks corresponding to the customer functions below:

- the basic device : OF1, OF2, OF3, OF4, SDE1, UC3 (UC3 for 3P chassis only, not for 4P)
- the MicroLogic control unit : UC1, UC2
- the 5 most common accessories : MN/MX2, MX1, XF, PF, MCH

Additional terminal blocks

If the device is equipped with one or a combination of the following 5 additional accessories:

- SDE2/RES
- M2C/ESM
- PTE
- 1st additional 4 OF block
- 2nd additional 4 OF block

all the necessary chassis terminal blocks are coded by one of the part numbers below :


Chassis terminal blocks for 8 OF contacts	LV839471
Chassis terminal blocks for 4 OF contacts	LV839472
Chassis terminal block for PTE	LV839473
Chassis terminal blocks for PTE + 8 OF contacts	LV839474
Chassis terminal blocks for PTE + 4 OF contacts	LV839475
Chassis terminal block for SDE2/RES	LV839476
Chassis terminal blocks for SDE2/RES + 8 OF contacts	LV839477
Chassis terminal blocks for SDE2/RES + 4 OF contacts	LV839478
Chassis terminal blocks for PTE + SDE2/RES	LV839479
Chassis terminal blocks for PTE + SDE2/RES + 8 OF contacts	LV839480
Chassis terminal blocks for PTE + SDE2/RES + 4 OF contacts	LV839481
Chassis terminal block for M2C/ESM	LV839482
Chassis terminal blocks for M2C/ESM + 8 OF contacts	LV839483
Chassis terminal blocks for M2C/ESM + 4 OF contacts	LV839484
Chassis terminal blocks for PTE + M2C/ESM	LV839485
Chassis terminal blocks for PTE + M2C/ESM + 8 OF contacts	LV839486
Chassis terminal blocks for PTE + M2C/ESM + 4 OF contacts	LV839487
Chassis terminal blocks for SDE2/RES + M2C/ESM	LV839488
Chassis terminal blocks for SDE2/RES + M2C/ESM + 8 OF contacts	LV839489
Chassis terminal blocks for SDE2/RES + M2C/ESM + 4 OF contacts	LV839490
Chassis terminal blocks for PTE + SDE2/RES + M2C/ESM	LV839491
Chassis terminal blocks for PTE + SDE2/RES + M2C/ESM + 8 OF contacts	LV839492
Chassis terminal blocks for PTE + SDE2/RES + M2C/ESM + 4 OF contacts	LV839493

MTZ2 08 to MTZ3 63 drawout switch-disconnectors

Connections

Chassis front connection

DB424653.eps

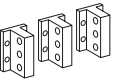


			3P	4P
800-1600 A	Top		LV848415	LV848441
	Bottom		LV848418	LV848444
2000 A	Top		LV848413	LV848417
	Bottom		LV848414	LV848420
2500/3200 A	Top		LV848416	LV848442
	Bottom		LV848419	LV848445

Chassis rear connection

Vertical connection

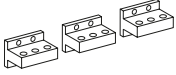
DB404386.eps



			3P	4P
800-2000 A	Top		LV848133	LV848158
	Bottom		LV848138	LV848163
2500/3200 A	Top		LV848134	LV848159
	Bottom		LV848139	LV848164
4000 A	Top		LV848135	LV848160
	Bottom		LV848140	LV848165
4000/5000 A	Top		LV848136	LV848161
	Bottom		LV848141	LV848166
6300 A	Top		LV848137	LV848162
	Bottom		LV848142	LV848167

Horizontal connection

DB404387.eps



			3P	4P
800-2000 A	Top		LV848143	LV848168
	Bottom		LV848148	LV848173
2500/3200 A	Top		LV848144	LV848169
	Bottom		LV848149	LV848174
4000 A	Top		LV848145	LV848170
	Bottom		LV848150	LV848175
4000/5000 A	Top		LV848146	LV848171
	Bottom		LV848151	LV848176

Rear connection accessories

DB404388.eps



Interphase barriers ^[1]				
3P/4P (3 parts)			LV848600SP	

[1] The same kit covers the top and the bottom connections at the same time.

Order your breaker

MTZ2 08 to MTZ3 63 circuit breakers with neutral on the right

Fixed circuit breakers

A 4 pole MasterPact circuit breaker with neutral on the right is described by the same catalog numbers as a standard 4 pole one, except for the basic circuit breaker, which is specific.

Fixed circuit breakers with neutral on the right

Type H1			
	In (A at 40 °C)	Icu (kA for U = 220/440 V) - Ics = 100 %	Icu
			4P
MTZ2 08	800	66	LV848183
MTZ2 10	1000	66	LV848184
MTZ2 12	1250	66	LV848185
MTZ2 16	1600	66	LV848186
MTZ2 20	2000	66	LV848060
MTZ2 25	2500	66	LV848073
MTZ2 32	3200	66	LV848187
MTZ2 40	4000	66	LV848193
MTZ3 40	4000	100	LV848194
MTZ3 50	5000	100	LV848195
MTZ3 63	6300	100	LV848196
Type H2			
	In (A at 40 °C)	Icu (kA for U = 220/440 V) - Ics = 100 %	Icu
			4P
MTZ2 08	800	100	LV848177
MTZ2 10	1000	100	LV848178
MTZ2 12	1250	100	LV848179
MTZ2 16	1600	100	LV848180
MTZ2 20	2000	100	LV848067
MTZ2 25	2500	100	LV848079
MTZ2 32	3200	100	LV848181
MTZ2 40	4000	100	LV848102
MTZ3 40	4000	150	LV848103
MTZ3 50	5000	150	LV848104
MTZ3 63	6300	150	LV848105
Type H2V			
	In (A at 40 °C)	Icu (kA for U = 220/440 V) - Ics = 100 %	Icu
			4P
MTZ2 08	800	100	LV846200
MTZ2 10	1000	100	LV846201
MTZ2 12	1250	100	LV846202
MTZ2 16	1600	100	LV846203
MTZ2 20	2000	100	LV846204
MTZ2 25	2500	100	LV846205
MTZ2 32	3200	100	LV846206
MTZ2 40	4000	100	LV846207

MTZ2 08 to MTZ3 63 circuit breakers with neutral on the right Drawout circuit breakers

A 4 pole MasterPact circuit breaker with neutral on the right is described by the same catalog numbers as a standard 4 pole one, except for the basic circuit breaker, which is specific.

Drawout circuit breakers with neutral on the right

Type H1			
	In (A at 40 °C)	Icu (kA for U = 220/440 V) - Ics = 100 %	Icu
			4P
MTZ2 08	800	66	LV848226
MTZ2 10	1000	66	LV848227
MTZ2 12	1250	66	LV848228
MTZ2 16	1600	66	LV848229
MTZ2 20	2000	66	LV848436
MTZ2 25	2500	66	LV848303
MTZ2 32	3200	66	LV848437
MTZ2 40	4000	66	LV848332
MTZ3 40	4000	100	LV848333
MTZ3 50	5000	100	LV848334
MTZ3 63	6300	100	LV848335

Type H2			
	In (A at 40 °C)	Icu (kA for U = 220/440 V) - Ics = 100 %	Icu
			4P
MTZ2 08	800	100	LV848426
MTZ2 10	1000	100	LV848427
MTZ2 12	1250	100	LV848428
MTZ2 16	1600	100	LV848429
MTZ2 20	2000	100	LV848438
MTZ2 25	2500	100	LV848309
MTZ2 32	3200	100	LV848439
MTZ2 40	4000	100	LV848354
MTZ3 40	4000	150	LV848355
MTZ3 50	5000	150	LV848356
MTZ3 63	6300	150	LV848357

Type H2V			
	In (A at 40 °C)	Icu (kA for U = 220/440 V) - Ics = 100 %	Icu
			4P
MTZ2 08	800	100	LV846210
MTZ2 10	1000	100	LV846211
MTZ2 12	1250	100	LV846212
MTZ2 16	1600	100	LV846213
MTZ2 20	2000	100	LV846214
MTZ2 25	2500	100	LV846215
MTZ2 32	3200	100	LV846216
MTZ2 40	4000	100	LV846217

Order your breaker

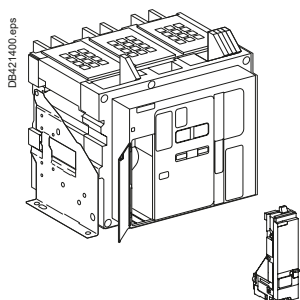
MTZ2 08 to MTZ2 40 - 1150 V AC

Fixed circuit-breakers

A MasterPact 1150 V AC fixed circuit breaker is described by 4 catalog numbers corresponding to:

- the basic circuit breaker
- a control unit
- a top connection
- a bottom connection.

A communication option and various auxiliaries and accessories may also be added.

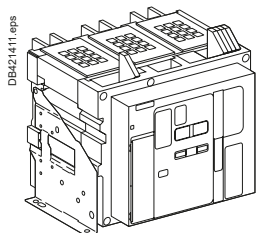


Basic circuit breaker ≤ 4000 A.

A MasterPact 1150 V AC fixed switch-disconnector is described by 3 catalog numbers corresponding to:

- the basic switch-disconnector
- a top connection
- a bottom connection.

Various auxiliaries and accessories may also be added.



Basic switch-disconnector ≤ 4000 A.

Basic circuit breaker

Type H10

			3P	4P
	In (A at 40 °C) Icm (kA peak for U = 1150 V) - Ics = 100 % Icu			
MTZ2 08	800	50	LV846540	LV846550
MTZ2 10	1000	50	LV846541	LV846551
MTZ2 12	1250	50	LV846542	LV846552
MTZ2 16	1600	50	LV846543	LV846553
MTZ2 20	2000	50	LV846544	LV846554
MTZ2 25	2500	50	LV846545	LV846555
MTZ2 32	3200	50	LV846546	LV846556
MTZ2 40	4000	50	LV846547	LV846557

Note: the use of the interphase barriers LV848599SP is compulsory with the MTZ2 H10 fixed version circuit-breakers.

Front connections are not allowed.

MicroLogic X control unit

"Class1 IEC 61557-12 certified power meter"

		3P/4P
MicroLogic 2.0 X	basic protection	LV847280
MicroLogic 5.0 X	selective protection	LV847283
MicroLogic 6.0 X	selective + earth-fault protection	LV847288
MicroLogic 7.0 X ^[1]	selective + earth-leakage protection	LV847287

Digital modules option

	3P/4P
Energy per phase	LV850002
Waveform capture trip event	LV850003
Power restoration assistant	LV850004
MasterPact operation assistant	LV850005
Individual harmonics analysis	LV850006
ANSI 51N/51G - Ground fault Alarm	LV850007
ERMS - Energy Reducing Maintenance Settings	LV850009
ANSI 32P - Reverse active power protection	LV850011
ANSI 27/59 - Under/Over voltage protection	LV850012
ANSI 67 - Directional overcurrent	LV850015
ANSI 51 - IDMTL overcurrent protection	LV850037
ANSI 81 - Under/Over frequency protection	LV850013
Modbus legacy dataset	LV850045
IEC 61850 for MasterPact MTZ	LV850046

Basic switch-disconnector

Type HA10

			3P	4P
	In (A at 40 °C) Icm (kA peak for U = 1150 V)			
MTZ2 08	800	105	LV847260	LV847270
MTZ2 10	1000	105	LV847261	LV847271
MTZ2 12	1250	105	LV847262	LV847272
MTZ2 16	1600	105	LV847263	LV847273
MTZ2 20	2000	105	LV847264	LV847274
MTZ2 25	2500	105	LV847265	LV847275
MTZ2 32	3200	105	LV847266	LV847276
MTZ2 40	4000	105	LV847267	LV847277

Note: the use of the interphase barriers LV848599SP is compulsory with the MTZ2 HA10 fixed version switch-disconnectors.

Front connections are not allowed.

[1] Only for breaker up to 3200A

Auxiliaries and accessories:

for fixed devices: see [page I-35](#).

for fixed or drawout devices: see [page I-35](#).

Switch-disconnector version: see [page I-37](#).

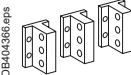
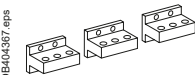

Source changeover assembly: see [page I-35](#).

MTZ2 08 to MTZ3 40 - 1150 V AC

Fixed switch-disconnectors

Connections

Rear connection

			3P	4P
Vertical connection				
 DB404386.eps	800-2000 A	Top	LV848133	LV848158
		Bottom	LV848138	LV848163
	2500/3200 A	Top	LV848134	LV848159
		Bottom	LV848139	LV848164
	4000 A	Top	LV848135	LV848160
		Bottom	LV848140	LV848165
Horizontal connection				
 DB404387.eps	800-2000 A	Top	LV848143	LV848168
		Bottom	LV848148	LV848173
	2500/3200 A	Top	LV848144	LV848169
		Bottom	LV848149	LV848174
Rear connection accessories				
 DB404388.eps	Interphase barriers ^[1]			
	3P/4P (3 parts)			LV848599SP
[1] The same kit covers the top and the bottom connections at the same time.				

Order your breaker

MTZ2 08 to MTZ2 40 - 1150 V AC

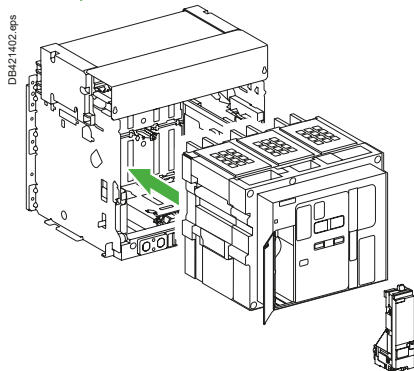
Drawout circuit breakers and switch-disconnectors

A MasterPact 1150 V AC drawout circuit breaker is described by 5 catalog numbers corresponding to:

- the basic circuit breaker
- a control unit
- a chassis
- a top connection
- a bottom connection.

A communication option and various auxiliaries and accessories may also be added.

For all MTZ2 H10 draw-out up to 3200 A, the utilization of interphase barriers is recommended. For MTZ2 40 H10 draw-out, only vertical terminals can be used. Interphase barriers are recommended.



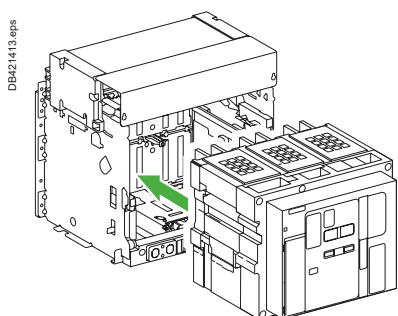
Basic circuit breaker + chassis ≤ 4000 A

A MasterPact 1150 V AC drawout switch-disconnector is described by 4 catalog numbers corresponding to:

- the basic switch-disconnector
- a chassis
- a top connection
- a bottom connection.

A communication option and various auxiliaries and accessories may also be added.

For all MTZ2 HA10 draw-out up to 3200 A, the utilization of interphase barriers is recommended. For MTZ2 40 HA10 draw-out, only vertical terminals can be used. Interphase barriers are recommended.



Basic switch-disconnector + chassis ≤ 4000 A

Basic circuit breaker

Type H10			3P	4P
	In (A at 40°C)	Icu (kA for U = 1150 V) - Ics = 100 % Icu		
MTZ2 08	800	50	LV848725	LV848735
MTZ2 10	1000	50	LV848726	LV848736
MTZ2 12	1250	50	LV848727	LV848737
MTZ2 16	1600	50	LV848728	LV848738
MTZ2 20	2000	50	LV848729	LV848739
MTZ2 25	2500	50	LV848730	LV848740
MTZ2 32	3200	50	LV848731	LV848741
MTZ2 40	4000	50	LV848732	LV848742

Note: front connections are not allowed.

MicroLogic X control unit

"Class1 IEC 61557-12 certified power meter"			3P/4P
MicroLogic 2.0 X	basic protection		LV848498
MicroLogic 5.0 X	selective protection		LV848499
MicroLogic 6.0 X	selective + earth-fault protection		LV848500

Digital modules option

	3P/4P
Energy per phase	LV850002
Waveform capture trip event	LV850003
Power restoration assistant	LV850004
MasterPact operation assistant	LV850005
Individual harmonics analysis	LV850006
ANSI 51N/51G - Ground fault Alarm	LV850007
ERMS - Energy Reducing Maintenance Settings	LV850009
ANSI 32P - Reverse active power protection	LV850011
ANSI 27/59 - Under/Over voltage protection	LV850012
ANSI 67 - Directional overcurrent	LV850015
ANSI 51 - IDMTL overcurrent protection	LV850037
ANSI 81 - Under/Over frequency protection	LV850013
Modbus legacy dataset	LV850045
IEC 61850 for MasterPact MTZ	LV850046

Basic switch-disconnector

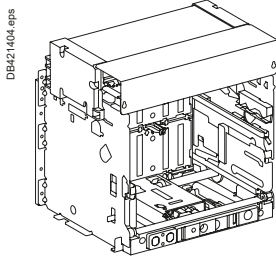
Type HA10			3P	4P
	In (A at 40°C)	Icm (kA peak for U = 1150 V)		
MTZ2 08	800	105	LV848745	LV848755
MTZ2 10	1000	105	LV848746	LV848756
MTZ2 12	1250	105	LV848747	LV848757
MTZ2 16	1600	105	LV848748	LV848758
MTZ2 20	2000	105	LV848749	LV848759
MTZ2 25	2500	105	LV848750	LV848760
MTZ2 32	3200	105	LV848751	LV848761
MTZ2 40	4000	105	LV848752	LV848762

Note: front connections are not allowed.

MTZ2 08 to MTZ2 40 - 1150 V AC

Drawout circuit breakers and switch-disconnectors

Chassis and connections



Chassis

	3P	4P
For type H10 and HA10		
800-1600 A	LV848392	LV848404
2000 A	LV848393	LV848405
2500 A	LV848394	LV848406
3200 A	LV848395	LV848407
4000 A	LV848396	LV848408

Chassis terminal blocks

Standard terminal blocks

Each chassis comes equipped in standard with the terminal blocks corresponding to the customer functions below:

- the basic device : OF1, OF2, OF3, OF4, SDE1, UC3 (UC3 for 3P chassis only, not for 4P)
- the MicroLogic control unit : UC1, UC2
- the 5 most common accessories : MN/MX2, MX1, XF, PF, MCH.

Additional terminal blocks

If the device is equipped with one or a combination of the following 5 additional accessories:

- SDE2/RES
- M2C/ESM
- PTE
- 1st additional 4 OF block
- 2nd additional 4 OF block

all the necessary chassis terminal blocks are coded by one of the part numbers below :

Chassis terminal blocks for 8 OF contacts	LV839471
Chassis terminal blocks for 4 OF contacts	LV839472
Chassis terminal block for PTE	LV839473
Chassis terminal blocks for PTE + 8 OF contacts	LV839474
Chassis terminal blocks for PTE + 4 OF contacts	LV839475
Chassis terminal block for SDE2/RES	LV839476
Chassis terminal blocks for SDE2/RES + 8 OF contacts	LV839477
Chassis terminal blocks for SDE2/RES + 4 OF contacts	LV839478
Chassis terminal blocks for PTE + SDE2/RES	LV839479
Chassis terminal blocks for PTE + SDE2/RES + 8 OF contacts	LV839480
Chassis terminal blocks for PTE + SDE2/RES + 4 OF contacts	LV839481
Chassis terminal block for M2C/ESM	LV839482
Chassis terminal blocks for M2C/ESM + 8 OF contacts	LV839483
Chassis terminal blocks for M2C/ESM + 4 OF contacts	LV839484
Chassis terminal blocks for PTE + M2C/ESM	LV839485
Chassis terminal blocks for PTE + M2C/ESM + 8 OF contacts	LV839486
Chassis terminal blocks for PTE + M2C/ESM + 4 OF contacts	LV839487
Chassis terminal blocks for SDE2/RES + M2C/ESM	LV839488
Chassis terminal blocks for SDE2/RES + M2C/ESM + 8 OF contacts	LV839489
Chassis terminal blocks for SDE2/RES + M2C/ESM + 4 OF contacts	LV839490
Chassis terminal blocks for PTE + SDE2/RES + M2C/ESM	LV839491
Chassis terminal blocks for PTE + SDE2/RES + M2C/ESM + 8 OF contacts	LV839492
Chassis terminal blocks for PTE + SDE2/RES + M2C/ESM + 4 OF contacts	LV839493

MTZ2 08 to MTZ2 40 - 1150 V AC

Drawout circuit breakers and switch-disconnectors

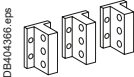
Chassis and connections

Communication option ^[1]

ULP port	Standard
EIFE Embedded Ethernet interface for LV breaker	LV851200
IFM Modbus interface	LV434000
IFE Ethernet interface for LV breaker	LV434001
Ethernet interface for LV breakers and gateway	LV434002
I/O application module	LV434063

[1] Only for circuit breaker, no available for switch-disconnector.

Chassis rear connection

		3P	4P	
Vertical connection				
 DB404366 eps	800-2000 A	Top	LV848133	LV848158
		Bottom	LV848138	LV848163
	2500/3200 A	Top	LV848134	LV848159
		Bottom	LV848139	LV848164
	4000 A	Top	LV848135	LV848160
		Bottom	LV848140	LV848165
Horizontal connection				
 DB404367 eps	800-2000 A	Top	LV848143	LV848168
		Bottom	LV848148	LV848173
	2500/3200 A	Top	LV848144	LV848169
		Bottom	LV848149	LV848174
	4000 A	Top	LV848145	LV848170
		Bottom	LV848150	LV848175
Rear connection accessories				
 DB404368 eps	Interphase barriers ^[1]			
	3P/4P (3 parts)		LV848600SP	

[1] The same kit covers the top and the bottom connections on the same time.

MasterPact MTZ1 Connection

Connection

		3P	4P		
Fixed circuit breakers					
Front connection / Replacement kit (3 or 4 parts)					
	Top or bottom	630-1600 A	<table border="1"> <tr> <td>LV847069SP</td> <td>LV847070SP</td> </tr> </table>	LV847069SP	LV847070SP
LV847069SP	LV847070SP				
Rear connection (vertical or horizontal mounting) / Replacement kit (3 or 4 parts)					
 Vert. mounting.  Horiz. mounting.		630-1600 A	<table border="1"> <tr> <td>LV833584SP</td> <td>LV833585SP</td> </tr> </table>	LV833584SP	LV833585SP
LV833584SP	LV833585SP				
Drawout circuit breakers					
Front connection / Replacement kit (6 or 8 parts)					
	Top and bottom	630-1600 A	<table border="1"> <tr> <td>LV833588SP</td> <td>LV833589SP</td> </tr> </table>	LV833588SP	LV833589SP
LV833588SP	LV833589SP				
Rear connection (vertical or horizontal mounting) / Replacement kit (3 or 4 parts)					
 Vert. mounting.  Horiz. mounting.		630-1600 A	<table border="1"> <tr> <td>LV833586SP</td> <td>LV833587SP</td> </tr> </table>	LV833586SP	LV833587SP
LV833586SP	LV833587SP				
Connection accessories					
Vertical connection adapters 630-1600 A / Replacement kit (3 or 4 parts)		3P	4P		
	For fixed and drawout front-connected circuit breakers	LV833642SP	LV833643SP		
Cable lug adapters 630-1600 A / Replacement kit (3 or 4 parts)					
 	For fixed and drawout front-connected circuit breakers	LV833644SP	LV833645SP		
	Threaded rod + spacers for securing the cable lug adapters	04691	04691		
Spreaders / Replacement kit 630-1600 A (3 or 4 parts)					
	For fixed and drawout front and rear-connected circuit breakers	LV833622SP	LV833623SP		
Interphase barriers / Replacement kit (3 or 4 parts)					
	For fixed front and rear-connected circuit breakers ^[1]	LV833648SP	LV833648SP		
	For drawout rear-connected circuit breakers ^[2]	LV833768SP	LV833768SP		
Arc chute screen (1 part)					
	For fixed front-connected circuit breakers	LV847335SP	LV847336SP		

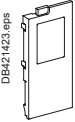
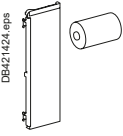
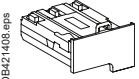
[1] Take 2 kits: 1 for the top, 1 for the bottom connections.

[2] The same kit covers the top and the bottom connections at the same time.





MasterPact MTZ1

MicroLogic X control unit, communication option, accessories

Replacement parts for MicroLogic X control units



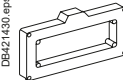
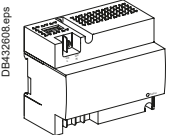


MicroLogic X embedded display (EHMI)		
	MicroLogic X embedded display & wireless card	LV850054SP
	MicroLogic X Battery + Transparent cover	
	Battery (1 part)	LV833593SP
	Transparent Cover (1 part) For MicroLogic X	LV850053SP
Voltage power supply module (VPS) for MicroLogic X		
	Voltage power supply module (VPS) for MicroLogic X	LV850060SP

Communication option

	EIFE	Embedded Ethernet interface for LV breaker	LV851100SP
	IFM	Modbus interface	LV434000
	IFE	Ethernet interface LV breaker	LV434001
		Ethernet interface for LV breakers and gateway	LV434002
	I/O application module		LV434063
	Microswitches for MTZ1		LV847906SP

Accessories

External sensors

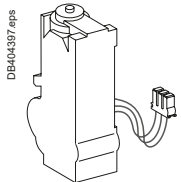
External sensor for earth-fault protection (TCE) / 1 part		
	Sensor rating 400/1600 A	LV833576SP
	Source ground return (SGR) earth-fault protection / 1 part	
	External sensor (SGR)	LV833579SP
	MDGF summing module	LV848891SP
Rectangular sensor for earth-leakage protection + Vigi cable / 1 part (up to 3200 A)		
	280 mm x 115 mm	LV833573SP
External power supply module (AD) / 1 part		
	24-30 V DC	LV454440
	48-60 V DC	LV454441
	100-125 V DC	LV454442
	110-130 V AC	LV454443
	200-240 V AC	LV454444
USB Cable (miniUSB/USB) for MicroLogic X / 1 part		
	USB Cable (miniUSB/USB) for MicroLogic X / 1 part	LV850067SP
Mobile Powerpack for MicroLogic X (by APC) / 1 part		
	Mobile Powerpack for MicroLogic X (by APC) / 1 part	LV850055SP

MasterPact MTZ1

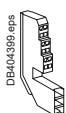
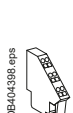
Remote operation

Remote operation

Gear motor



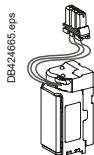
MCH (1 part)			
AC 50/60 Hz	48 V		LV833186SP
	100/130 V		LV833176SP
	200/240 V		LV833177SP
	277/415 V		LV833179SP
	440/480 V		LV833179SP
	+ resistor		LV833193SP
DC	24/30 V		LV833185SP
	48/60 V		LV833186SP
	100/130 V		LV833187SP
	200/250 V		LV833188SP
Terminal block (1 part)	For fixed circuit breaker		LV847074SP
	For drawout circuit breaker (if necessary)		LV833098SP



Fixed.

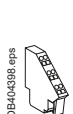
Drawout.

Closing and opening release (XF or MX)



Standard coil (1 part)			
AC 50/60 Hz	24/30 V DC, 24 V AC		LV833659SP
	48/60 V DC, 48 V AC		LV833660SP
DC	100/130 V AC/DC		LV833661SP
	200/250 V AC/DC		LV833662SP
	277 V AC		LV833663SP
	380/480 V AC		LV833664SP

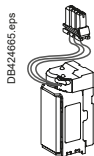
Diagnostics & Communicating coil (1 part)			
AC 50/60 Hz	24/30 V DC, 24 V AC		LV833033SP
	48/60 V DC, 48 V AC		LV833034SP
DC	100/130 V AC/DC		LV833035SP
	200/250 V AC/DC		LV833036SP
	277 V AC		LV833037SP
	380/480 V AC		LV833038SP
	Wiring kit for diag & com coil		LV833118SP
Terminal block (1 part)	For fixed circuit breaker		LV847074SP
	For drawout circuit breaker (if necessary)		LV833098SP



Fixed.

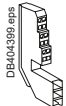
Drawout.

Undervoltage release MN



Undervoltage release (1 part)			
AC 50/60 Hz	24/30 V DC, 24 V AC		LV833668SP
	48/60 V DC, 48 V AC		LV833669SP
DC	100/130 V AC/DC		LV833670SP
	200/250 V AC/DC		LV833671SP
	380/480 V AC		LV833673SP

Diagnostics coil (1 part)			
AC 50/60 Hz	24/30 V DC, 24 V AC		LV836668SP
	48/60 V DC, 48 V AC		LV836669SP
DC	100/130 V AC/DC		LV836670SP
	200/250 V AC/DC		LV836671SP
	380/480 V AC		LV836673SP
	Wiring kit for diag & com coil		LV833118SP
	Terminal block (1 part)	For fixed circuit breaker	
	For drawout circuit breaker (if necessary)		LV833098SP



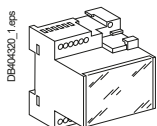
Fixed.

Drawout.

Voltage releases securing fixture

Voltage releases securing fixture for MX/XF/MN		LV847093SP
--	--	------------

MN delay unit



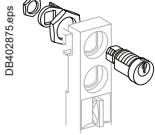
MN delay unit (1 part)			
AC 50/60 Hz	48/60 V AC/DC	R (non-adjustable)	Rr (adjustable)
			LV833680SP
DC	100/130 V AC/DC	LV833684SP	LV833681SP
	200/250 V AC/DC	LV833685SP	LV833682SP
	380/480 V AC/DC		LV833683SP

MasterPact MTZ1

Chassis locking and accessories

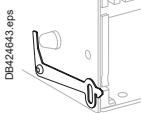
Chassis locking

"Disconnected" position locking / 1 part



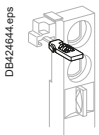
By padlocks		
	VCPO	Standard
By Profalux keylocks		
Profalux	1 lock with 1 key + adaptation kit	LV864909SP
	2 locks 1 key + adaptation kit	LV864910SP
	2 locks 2 different keys + adaptation kit	LV864911SP
1 keylock Profalux (without adaptation kit):	identical key not identified combination	LV833173SP
	identical key identified 215470 combination	LV833174SP
	identical key identified 215471 combination	LV833175SP
By Ronis keylocks		
Ronis	1 lock with 1 key + adaptation kit	LV864912SP
	2 locks 1 key + adaptation kit	LV864913SP
	2 locks 2 different keys + adaptation kit	LV864914SP
1 keylock Ronis (without adaptation kit):	identical key not identified combination	LV833189SP
	identical key identified EL24135 combination	LV833190SP
	identical key identified EL24153 combination	LV833191SP
	identical key identified EL24315 combination	LV833192SP
Adaptation kit (without keylock):	adaptation kit Profalux/Ronis	LV833769SP
	adaptation kit Castell	LV833771SP
	adaptation kit Kirk	LV833772SP

Door interlock / 1 part



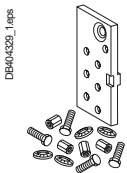
Right and left-hand side of chassis (VPECD or VPECG)	LV833172SP
--	------------

Racking interlock / 1 part



Racking interlock (VPOC)	LV833788SP
--------------------------	------------

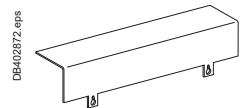
Breaker mismatch protection / 1 part



Breaker mismatch protection (VDC)	LV833767SP
-----------------------------------	------------

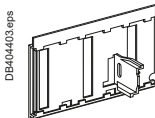
Chassis accessories

Auxiliary terminal shield (CB) / 1 part



Terminal shield	3P	LV833763SP
	4P	LV833764SP

Safety shutters + locking / 1 part



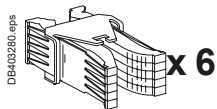
Safety shutters (VO)	3P	LV833765SP
	4P	LV833766SP

Note: the locking of safety shutters is integrated.

MasterPact MTZ1

Clusters - NT chassis retrofit to MTZ1

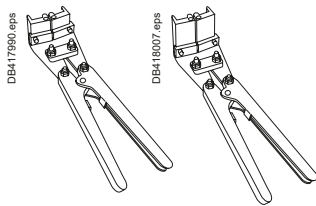
Clusters



Kit of 6 disconnecting contact clusters for chassis (see table below) **LV864906SP**

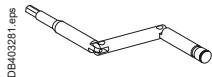
Table : number of clusters required for the different chassis models

Chassis rating (A)	MasterPact MTZ1	
	3P	4P
630	12	18
800	12	18
1000	12	18
1250	12	18
1600	18	24



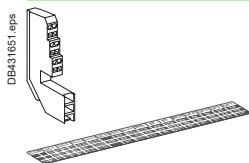
Set of 2 clusters fitters for 2 and 3 clusters **47554**

Racking handle / 1 part



Racking handle **LV847098SP**

NT chassis retrofit to MTZ1



Kit for retrofitting an NT chassis for MTZ1 moving part **LV850066SP**

For more information: retrofit kit instruction sheet ([QGH31933](#))

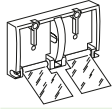
MasterPact MTZ1

Circuit breaker locking and accessories

Circuit breaker locking

Pushbutton locking device / 1 part

DB40437_1.eps



By padlocks	LV833897SP
-------------	------------

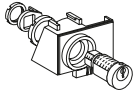
OFF position locking / 1 part

DB424648.eps



By padlocks + BPFÉ support	LV847514SP
----------------------------	------------

DB403892.eps



By Profalux keylocks + support		
Profalux	1 lock with 1 key + adaptation kit	LV864918SP
	2 locks 1 key + adaptation kit	LV864919SP
1 keylock Profalux (without adaptation kit):	identical key not identified combination	LV833173SP
	identical key identified 215470 combination	LV833174SP
	identical key identified 215471 combination	LV833175SP

By Ronis keylocks + support		
Ronis	1 lock with 1 key + adaptation kit	LV864920SP
	2 locks 1 key + adaptation kit	LV864921SP
1 keylock Ronis (without adaptation kit):	identical key not identified combination	LV833189SP
	identical key identified EL24135 combination	LV833190SP
	identical key identified EL24153 combination	LV833191SP
	identical key identified EL24315 combination	LV833192SP
Adaptation kit (without keylock):	adaptation kit Profalux / Ronis	LV847515SP
	adaptation kit Kirk	LV847517SP
	adaptation kit Castell	LV847518SP

Other circuit breaker accessories

Mechanical operation counter / 1 part

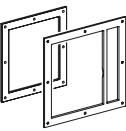
DB25617_1.eps



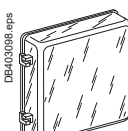
Operation counter CDM	LV833895SP
-----------------------	------------

Escutcheon and accessories / 1 part

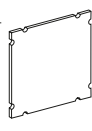
DB421420.eps



DB403098.eps



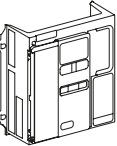
DB403098.eps



	Fixed	Drawout
Escutcheon	LV833718SP	LV833857SP
Transparent cover (IP54)		LV833859SP
Escutcheon blanking plate		LV833858SP

Escutcheon Front cover (3P) / 1 part

DB421451.eps



Front cover	LV847094SP
-------------	------------

Spring charging handle / 1 part

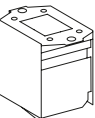
DB424666.eps



Spring charging handle	LV847092SP
------------------------	------------

Arc chute for MasterPact MTZ1 / 1 part

DB421432.eps



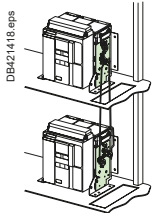
		3P		4P
Type H1/H2/HA	3 x	LV846737SP	4 x	LV846737SP
Type L1	3 x	LV847095SP	4 x	LV847095SP

MasterPact MTZ1

Mechanical interlocking for source changeover

Mechanical interlocking for source changeover

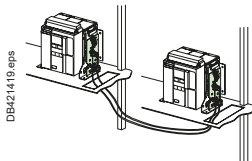
Interlocking using connecting rods



Choose 1 set of 2 adaptation fixtures + 1 set of rods	
1 set of 2 adaptation fixtures for MasterPact MTZ1 fixed devices	LV833203SP
1 set of 2 adaptation fixtures for MasterPact MTZ1 drawout devices	LV833204SP
1 set of 2 interlocking rods	LV833210SP

Note: the installation manual is enclosed.

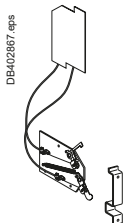
Interlocking using cables [1]



Choose 2 adaptation fixtures (1 for each device) + 1 set of cables	
1 adaptation fixture for MasterPact MTZ1 fixed devices	LV833200SP
1 adaptation fixture for MasterPact MTZ1 drawout devices	LV833201SP
1 set of 2 cables	LV833209SP

[1] Can be used with any combination of MTZ1 or MTZ2/3, fixed or drawout devices.

Cable-type door interlock



1 complete assembly for MasterPact MTZ1 fixed devices	LV833920SP
1 complete assembly for MasterPact MTZ1 drawout devices	LV833921SP

Note: the installation manual is enclosed.

MasterPact MTZ1

Indication contacts

Indication contacts

ON/OFF indication contacts (OF) / 1 part

DB402837.eps

Changeover contacts (6 A - 240 V)	LV847076SP
1 low-level OF to replace 1 standard OF (4 max.)	LV847077SP
Wiring	For fixed circuit breaker
	For drawout circuit breaker (if necessary)
	LV847074SP
	LV833098SP

"Ready to close" contact (1 max.) / 1 part

DB402876.eps

1 changeover contact (6 A - 240 V)	PF
1 low-level changeover contact	LV847080SP
Wiring	For fixed circuit breaker
	For drawout circuit breaker (if necessary)
	LV847074SP
	LV833098SP

Electrical closing pushbutton / 1 part

DB424640.eps

1 pushbutton	BPFE
	LV864917SP

Carriage switches (connected / disconnected / test position) / 1 part

DB402916.eps

Changeover contacts (6 A - 240 V)	
1 connected position contact (3 max.)	LV833170SP
1 test position contact (1 max.)	LV833170SP
1 disconnected position contact (2 max.)	LV833170SP
And/or low-level changeover contacts	
1 connected position contact (3 max.)	LV833171SP
1 test position contact (1 max.)	LV833171SP
1 disconnected position contact (2 max.)	LV833171SP

Auxiliary terminals for chassis alone

DB404399.eps

3 wire terminal (1 part), terminal block (1 part)	LV833098SP
6 wire terminal (1 part), terminal block (1 part)	LV833099SP
Jumpers (10 parts)	LV847900SP

Auxiliary terminals for fixed circuit breaker


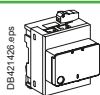


DB423232.eps

3 wire terminal block (1 part)	LV847074SP
6 wire terminal block (1 part)	LV847075SP

MasterPact MTZ1

Communication, monitoring and control

Communication option

	EIFE	Embedded Ethernet module full spare part kit for MTZ1-drawout	LV851100SP
		Embedded ethernet Spare Part module for MTZ1/2/3-drawout	LV851001SP
	IFM	Modbus interface	LV434000
	IFE	Ethernet interface LV breaker	LV434001
		Ethernet interface for LV breakers and gateway	LV434002
	Microswitches for MTZ1		LV847906SP
	I/O application module		LV434063
	EIFE Accessories spare part kit for MTZ1-drawout		LV851120SP

ULP port modules


	ULP port - for MasterPact MTZ1 - fixed	LV850063SP
	ULP port - for MasterPact MTZ1 - drawout	LV850064SP

Accessories for Diagnostics & Communicating Releases

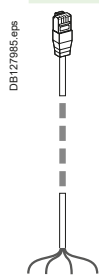





	Isolation module - for MX1/XF communicating coils	LV850056SP
---	---	-------------------

Monitoring and control

Ethernet display module

	Switchboard front display module FDM128	LV434128
--	---	-----------------

ULP wiring accessories ^[1]

	Breaker ULP cord L = 0.35 m	LV434195
	Breaker ULP cord L = 1.3 m	LV434196
	Breaker ULP cord L = 3 m	LV434197
	Breaker ULP cord L = 5 m	LV434198
	Connector Modbus adaptor	LV434211
	10 Modbus line terminators	VW3A8306DRC ^[2]
	5 RJ45 connectors female/female	TRV00870
	10 ULP line terminators	TRV00880
	10 RJ45/RJ45 male cord L = 0.3 m	TRV00803
	10 RJ45/RJ45 male cord L = 0.6 m	TRV00806
	5 RJ45/RJ45 male cord L = 1 m	TRV00810
	5 RJ45/RJ45 male cord L = 2 m	TRV00820
	5 RJ45/RJ45 male cord L = 3 m	TRV00830
	1 RJ45/RJ45 male cord L = 5 m	TRV00850

[1] For measurement display with MicroLogic x.

[2] See www.schneider-electric.com.

MasterPact MTZ2/3 Connection

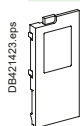
Connection			3P	4P
Fixed circuit breakers				
Front connection / Replacement kit (3 or 4 parts)				
	800-1600 A	Top	LV847990SP	LV847991SP
	2000/3200 A	Top	LV847992SP	LV847993SP
	800-1600 A	Bottom	LV847932SP	LV847933SP
	2000/3200 A	Bottom	LV847942SP	LV847943SP
Rear connection (vertical or horizontal mounting) / Replacement kit (3 or 4 parts)				
	800-2000 A	Vertical	LV847964SP	LV847965SP
		Horizontal	LV847964SP	LV847965SP
	2500/3200 A	Vertical	LV847966SP	LV847967SP
		Horizontal	LV847966SP	LV847967SP
	4000 A	Vertical	LV847968SP	LV847969SP
		Horizontal	LV847970SP	LV847971SP
	4000b/5000 A	Vertical	2x LV847966SP	2x LV847967SP
		Horizontal	2x LV847966SP	2x LV847967SP
	6300 A	Vertical	2x LV847968SP	2x LV847969SP
Drawout circuit breakers				
Front connection / Replacement kit (3 or 4 parts)				
	800-1600 A	Top or bottom	LV847960SP	LV847961SP
	2000/3200 A	Top or bottom	LV847962SP	LV847963SP
Rear connection (vertical or horizontal mounting) / Replacement kit (3 or 4 parts)				
	800-2000 A types N1/H1/H2	Vertical	LV847964SP	LV847965SP
	800-1600 A types H3/L1	Horizontal	LV847964SP	LV847965SP
	2500/3200 A types H1/H2	Vertical	LV847966SP	LV847967SP
	2000/3200 A types H3/L1	Horizontal	LV847966SP	LV847967SP
	4000 A	Vertical	LV847968SP	LV847969SP
		Horizontal	LV847970SP	LV847971SP
	4000b/5000 A	Vertical	2x LV847966SP	2x LV847967SP
		Horizontal	2x LV847966SP	2x LV847967SP
	6300 A	Vertical	2x LV847968SP	2x LV847969SP
Connection accessories				
Disconnectable front-connection adapter for fixed circuit breaker (3 or 4 parts)				
	1600 A		LV848421SP	LV848424SP
	2000/3200 A		LV848422SP	LV848425SP
Interphase barriers / Replacement kit (3 parts)				
	For fixed rear-connected circuit breaker		LV848599SP	LV848599SP
	For drawout rear-connected circuit breaker		LV848600SP	LV848600SP
Additional support brackets for mounting on a backplate				
	For fixed rear-connected circuit breaker (2 parts)			LV847829SP
Grounding kit KTM				
	Grounding kit for MasterPact MTZ2/3 fixed			
	Side plate kit			LV848556SP
	Device earthing kit			LV848557SP
	Grounding kit for MasterPact MTZ2/3 drawout			LV848557SP

MasterPact MTZ2/3

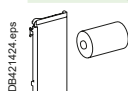
MicroLogic X control unit, communication option, accessories

Replacement parts for MicroLogic X control units

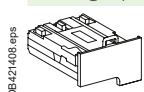
MicroLogic X embedded display (EHMI)

	MicroLogic X embedded display & wireless card	LV850054SP
---	---	-------------------




MicroLogic X Battery + Transparent cover

	Battery (1 part)	LV833593SP
	Transparent Cover (1 part) for MicroLogic X	LV850053SP

Voltage power supply module (VPS) for MicroLogic X

	Voltage power supply module (VPS) for MicroLogic X	LV850060SP
---	--	-------------------

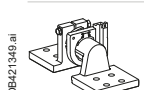
Communication option

	EIFE	Embedded Ethernet interface for LV breaker	LV851200SP
	IFM	Modbus interface	LV434000
	IFE	Ethernet interface LV breaker	LV434001
		Ethernet interface for LV breakers and gateway	LV434002
		I/O application module	LV434063
		Microswitches for MTZ2/3	LV847905SP

Accessories

External sensors


External sensor for earth-fault protection (TCE) / 1 part

	Sensor rating	400/2000 A	LV834035SP
		1000/4000 A	LV834036SP
		4000/6300 A (MTZ3)	LV848182SP
	Single sensor kit	2000/6300 A	LV848904SP
	3 layer bus	2000 A	LV848905SP

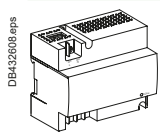
Source ground return (SGR) earth-fault protection / 1 part

	External sensor (SGR)	LV833579SP
	MDGF summing module	LV848891SP

Rectangular sensor for earth-leakage protection + Vigi cable / 1 part (up to 3200 A)

	280 mm x 115 mm	LV833573SP
	470 mm x 160 mm	LV833574SP


External power supply module (AD) / 1 part

	24-30 V DC	LV454440
	48-60 V DC	LV454441
	100-125 V DC	LV454442
	110-130 V AC	LV454443
	200-240 V AC	LV454444

USB Cable (miniUSB/USB) for MicroLogic X / 1 part

	USB Cable (miniUSB/USB) for MicroLogic X / 1 part	LV850067SP
---	---	-------------------

Mobile Powerpack for MicroLogic X (by APC) / 1 part

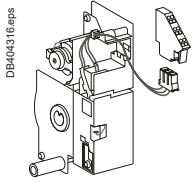
	Mobile Powerpack for MicroLogic X (by APC) / 1 part	LV850055SP
---	---	-------------------

MasterPact MTZ2/3

Remote operation

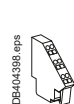
Remote operation

Gear motor

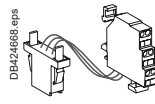


MCH (1 part)

AC 50/60 Hz	48 V	LV847889SP
	100/130 V	LV847893SP
	200/240 V	LV847894SP
	250/277 V	LV847895SP
	380/415 V	LV847896SP
	440/480 V	LV847897SP
DC	24/30 V	LV847888SP
	48/60 V	LV847889SP
	100/130 V	LV847890SP
	200/250 V	LV847891SP
	For fixed circuit breaker	LV847074SP
	For drawout circuit breaker (if necessary)	LV847849SP



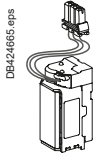
Fixed.



Drawout.

Terminal block (1 part)

Closing and opening release (XF or MX)



Standard coil (1 part)

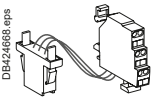
AC 50/60 Hz	24/30 V DC, 24 V AC	LV833659SP
	48/60 V DC, 48 V AC	LV833660SP
	100/130 V AC/DC	LV833661SP
	200/250 V AC/DC	LV833662SP
	277 V AC	LV833663SP
	380/480 V AC	LV833664SP

Diagnostics & Communicating coil (1 part) [1]

AC 50/60 Hz	24/30 V DC, 24 V AC	LV833033SP
	48/60 V DC, 48 V AC	LV833034SP
	100/130 V AC/DC	LV833035SP
	200/250 V AC/DC	LV833036SP
	277 V AC	LV833037SP
	380/480 V AC	LV833038SP
DC	Wiring kit for diag & com coil	LV847904SP
	For fixed circuit breaker	LV847074SP
For drawout circuit breaker (if necessary)	LV847849SP	



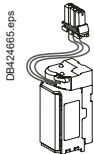
Fixed.



Drawout.

Terminal block (1 part)

Undervoltage release MN



Undervoltage release (1 part)

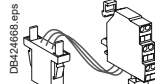
AC 50/60 Hz	24/30 V DC, 24 V AC	LV833668SP
	48/60 V DC, 48 V AC	LV833669SP
	100/130 V AC/DC	LV833670SP
	200/250 V AC/DC	LV833671SP
	380/480 V AC	LV833673SP

Diagnostics coil (1 part) [1]

AC 50/60 Hz	24/30 V DC, 24 V AC	LV836668SP
	48/60 V DC, 48 V AC	LV836669SP
	100/130 V AC/DC	LV836670SP
	200/250 V AC/DC	LV836671SP
	380/480 V AC	LV836673SP
	Wiring kit for diag & com coil	LV847904SP
DC	For fixed circuit breaker	LV847074SP
	For drawout circuit breaker (if necessary)	LV847849SP



Fixed.



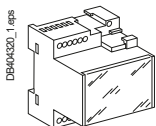
Drawout.

Terminal block (1 part)

Voltage releases securing fixture

Voltage releases securing fixture for MX/XF/MN	LV847093SP
--	------------

MN delay unit



MN delay unit (1 part)

AC 50/60 Hz	48/60 V AC/DC	R (non-adjustable)	Rr (adjustable)	
		LV833684SP	LV833681SP	
	DC	100/130 V AC/DC	LV833685SP	LV833682SP
		200/250 V AC/DC	LV833685SP	LV833682SP
380/480 V AC/DC		LV833683SP		

[1] Diagnostics & Communicating coils (MX/XF/MN) requires additionally the isolation module if isn't installed in breaker -1 module by breaker.

Order your breaker: spare parts


MasterPact MTZ2/3

Chassis locking and accessories

Chassis locking

"Disconnected" position locking / 1 part

DB431601.ai



By padlocks		
	VCPO	Standard
By Profalux keylocks		
Profalux	1 lock with 1 key + adaptation kit	LV864934SP
	2 locks 1 key + adaptation kit	LV864935SP
	2 locks 2 different keys + adaptation kit	LV864936SP
1 keylock Profalux (without adaptation kit):	identical key not identified combination	LV833173SP
	identical key identified 215470 combination	LV833174SP
	identical key identified 215471 combination	LV833175SP
By Ronis keylocks		
Ronis	1 lock with 1 key + adaptation kit	LV864937SP
	2 locks 1 key + adaptation kit	LV864938SP
	2 locks 2 different keys + adaptation kit	LV864939SP
1 keylock Ronis (without adaptation kit):	identical key not identified combination	LV833189SP
	identical key identified EL24135 combination	LV833190SP
	identical key identified EL24153 combination	LV833191SP
	identical key identified EL24315 combination	LV833192SP
Adaptation kit (without keylock):	adaptation kit Profalux / Ronis	LV848564SP
	adaptation kit Kirk	LV848565SP
	adaptation kit Castell	LV848566SP

Door interlock / 1 part

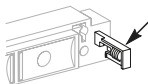
DB424654.eps



Right and left-hand side of chassis (VPECD or VPECG)	LV847914SP
--	------------

Racking interlock


DB424655.eps



5 parts	LV864940SP
---------	------------

Breaker mismatch protection / 1 part

DB404320_2.eps

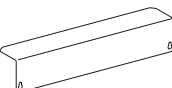


Breaker mismatch protection (VDC)	LV833767SP
-----------------------------------	------------

Chassis accessories

Auxiliary terminal shield (CB) / 1 part

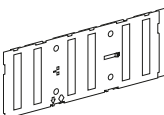
DB404331_1.eps



MTZ2 800/4000 A	3P	LV864942SP
	4P	LV848596SP
MTZ3 4000/6300 A	3P	LV848597SP
	4P	LV848598SP

Safety shutters + locking block / 1 part

DB404332_1.eps



MTZ2 800/4000 A	3P	LV848721SP
	4P	LV848723SP
MTZ3 4000/6300 A	3P	LV848722SP
	4P	LV848724SP

Shutter locking block (for replacement) / 1 part

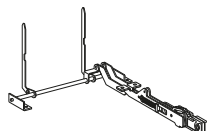
DB404333_1.eps



2 parts for 800/4000 A	LV848591SP
------------------------	------------

Front face shutter position indication and locking

DB425708.ai

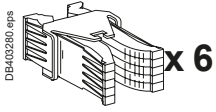


MTZ2 800/4000 A	3P	LV848592SP
MTZ3 4000/6300 A	3P	LV848693SP
	4P	LV848694SP

MasterPact MTZ2/3

Clusters - NW chassis retrofit to MTZ2/MTZ3

Clusters

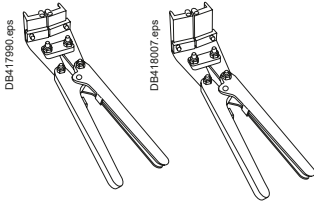


Kit of 6 disconnecting contact clusters for chassis (see table below)

LV864906SP

Table : number of clusters required for the different chassis models

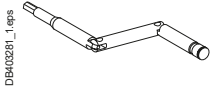
	MasterPact MTZ2-3 3P						MasterPact MTZ2-3 4P					
	N1, NA	H1, HA	H10, HA10	H2, HF	H3	L1	N1, NA	H1, HA	H10, HA10	H2, HF	H3	L1
MTZ2 08 to 16	12	12	12	24		24	16	16	16	32		32
MTZ2 20	24	24	24	24	24	42	32	32	32	32	32	56
MTZ2 25		24	24	24	24			32	32	32	32	
MTZ2 32		36	36	36	36			48	48	48	48	
MTZ2 40		42	42	42	42			56	56	56	56	
MTZ3 40 to 50		72		72				96		96		
MTZ3 63		72		72				96		96		



Set of 2 clusters fitters for 2 and 3 clusters

47554

Racking handle

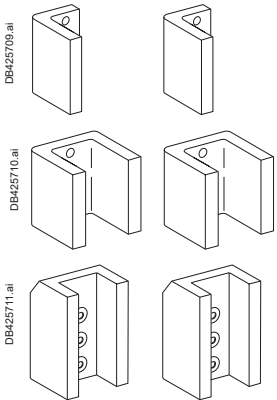


Racking handle

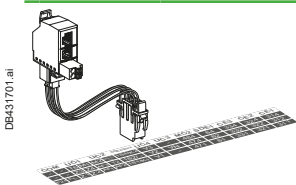
LV847944SP

Raking terminals for converting a fixed into a drawout circuit breaker (for 1 pole = top + bottom)

Device type	Quantity to be ordered		Part number
	3P	4P	
MTZ2 08-16 N1/NA/H1/HA	3	4	LV847908SP
MTZ2 20 N1 - MTZ2 20-25 H1/H2/HA	3	4	LV847909SP
MTZ2 32-40 H1/H2/HA	3	4	LV847912SP



NW chassis retrofit to MTZ2/MTZ3



Kit for retrofitting an NW chassis for MTZ2/3 moving part

LV850065SP

For more information: retrofit kit instruction sheet ([QGH31931](#))

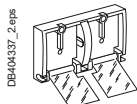
Order your breaker: spare parts

MasterPact MTZ2/3

Circuit breaker locking and accessories

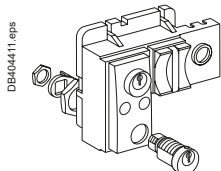
Circuit breaker locking

Pushbutton locking device / 1 part



By padlocks	LV848536SP
-------------	------------

OFF position locking / 1 part



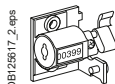
By padlocks	LV848539SP
-------------	------------

By Profalux keylocks		
Profalux	1 lock with 1 key + adaptation kit	LV864928SP
	2 locks 1 key + adaptation kit	LV864929SP
	2 locks 2 different keys + adaptation kit	LV864930SP
1 keylock Profalux (without adaptation kit):	identical key not identified combination	LV833173SP
	identical key identified 215470 combination	LV833174SP
	identical key identified 215471 combination	LV833175SP

By Ronis keylocks		
Ronis	1 lock with 1 key + adaptation kit	LV864931SP
	2 locks 1 key + adaptation kit	LV864932SP
	2 locks 2 different keys + adaptation kit	LV864933SP
1 keylock Ronis (without adaptation kit):	identical key not identified combination	LV833189SP
	identical key identified EL24135 combination	LV833190SP
	identical key identified EL24153 combination	LV833191SP
	identical key identified EL24315 combination	LV833192SP
	Adaptation kit (without keylock):	adaptation kit Profalux / Ronis
	adaptation kit Kirk	LV848542SP
	adaptation kit Castell	LV848543SP

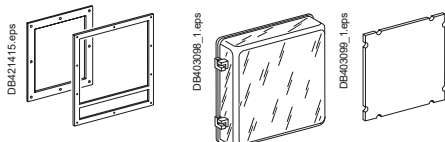
Other circuit breaker accessories

Mechanical operation counter / 1 part



Operation counter CDM	LV848535SP
-----------------------	------------

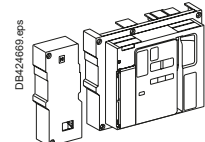
Escutcheon and accessories / 1 part



	Fixed	Drawout
Escutcheon	LV848601SP	LV848603SP
Transparent cover (IP 54)		LV848604SP
Escutcheon blanking plate	LV848605SP	LV848605SP

Escutcheon Cover Blanking plate

Front cover (3P / 4P) / 1 part



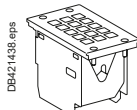
Front cover	LV847939SP
-------------	------------

Spring charging handle / 1 part



Spring charging handle	LV847940SP
------------------------	------------

Arc chute for MasterPact MTZ2/3 / 1 part



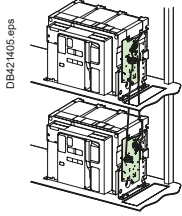
	3P		4P	
Type N1/NA/HF	3 x	LV847935SP	4 x	LV847935SP
Type H1/H2/HA (MTZ2 08 to MTZ2 40)	3 x	LV847935SP	4 x	LV847935SP
Type H1/H2/HA (MTZ3 40 to MTZ3 63)	6 x	LV847936SP	8 x	LV847936SP
Type H3	3 x	LV847936SP	4 x	LV847936SP
Type H10/HA10	3 x	LV847869SP	4 x	LV847869SP
Type L1	3 x	LV847937SP	4 x	LV847937SP

MasterPact MTZ2/3

Mechanical interlocking for source changeover

Mechanical interlocking for source changeover

Interlocking of 2 devices using connecting rods



Choose 1 set of 2 adaptation fixtures (1 for each device) + 1 set of rods

1 set of 2 adaptation fixtures for MasterPact MTZ2 or MTZ3 fixed or drawout device

LV847930SP

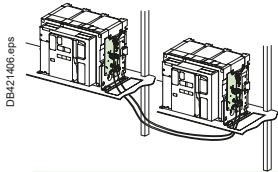
1 set of 2 interlocking rods

LV833210SP

Can be used with 1 MTZ2/3 fixed + 1 MTZ2/3 drawout.

Note: the installation manual is enclosed.

Interlocking of 2 devices using cables [1]



Choose 2 adaptation fixtures (1 for each device) + 1 set of cables

1 adaptation fixture for MasterPact MTZ2/3 fixed devices

LV847926SP

1 adaptation fixture for MasterPact MTZ2/3 drawout devices

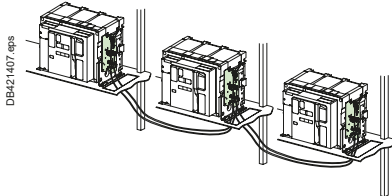
LV847926SP

1 set of 2 cables

LV833209SP

[1] Can be used with any combination of MTZ1 or MTZ2/3, fixed or drawout devices.

Interlocking of 3 devices using cables



Choose 3 adaptation (including 3 adaptation fixtures + cables)

3 sources, only 1 device closed, fixed or drawout devices

LV848610SP

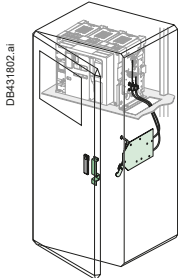
2 sources + 1 coupling, fixed or drawout devices

LV848609SP

2 normal + 1 replacement source, fixed or drawout devices

LV848608SP

Cable-type door interlock



1 complete assembly for MasterPact MTZ2/3 fixed or drawout device

LV848614SP

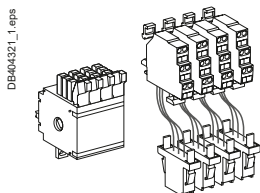
Note: the installation manual is enclosed.

MasterPact MTZ2/3

Indication contacts

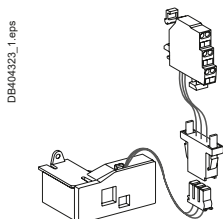
Indication contacts

ON/OFF indication contacts (OF) / 12 parts



1 additional block of 4 contacts	LV864922SP
Wiring	For fixed circuit breaker For drawout circuit breaker (if necessary)
	LV847074SP x 4 LV847849SP x 4

"Fault trip" indication contacts (SDE) / 1 part

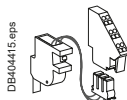


Changeover contact (SDE)	6 A - 240 V	LV847915SP
	Low-level	LV847916SP
Wiring	For fixed circuit breaker For drawout circuit breaker (if necessary)	LV847074SP LV847849SP

Remote reset after fault trip

Electrical reset RES	110/130 V AC 220/240 V AC	LV848202SP LV848203SP
Wiring	For fixed circuit breaker For drawout circuit breaker (if necessary)	LV847074SP LV847849SP

"Ready to close" contact (1 max.) / 1 part



1 changeover contact (5 A - 240 V)	PF	LV847080SP
1 low-level changeover contact		LV847081SP
Wiring	For fixed circuit breaker For drawout circuit breaker (if necessary)	LV847074SP LV847849SP

"Connected, disconnected, test position" indication contact (carriage switches) / 1 part



Changeover contacts	6 A - 240 V	LV833170SP
CE, CD, CT	Low-level	LV833171SP

Set of additional actuators for carriage switches / 1 set

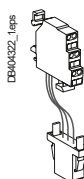
1 set	LV848560SP
-------	------------

Note: The MasterPact MTZ2 and MTZ3 chassis is equipped in standard for receiving the following carriage switches combinations:

- chassis without EIFE: up to 3 CD + up to 3 CE + up to 3 CT
- chassis with EIFE: up to 3 CD + up to 3 CE.

Any other carriage switches possible combination different than the standard ones requires 1 set of additional actuators.

Combined closed / connected contacts for use with 1 auxiliary contact / 1 part



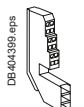
1 contact (5 A - 240 V)	LV848477SP
or 1 low-level contact	LV848478SP

Electrical closing pushbutton / 1 part



1 pushbutton	BPFE LV848534SP
--------------	--------------------

Auxiliary terminals for chassis alone



3 wire terminal (1 part)	LV847849SP
6 wire terminal (1 part)	LV847850SP
Jumpers (10 parts)	LV847900SP

Auxiliary terminals for fixed circuit breaker







3 wire terminal block (1 part)	LV847074SP
6 wire terminal block (1 part)	LV847075SP


MasterPact MTZ2/3

Communication, monitoring and control


Communication option

	EIFE	Embedded Ethernet module full spare part kit for MTZ2/3-drawout	LV851200SP
		Embedded Ethernet spare part module MTZ1/2/3-drawout	LV851001SP
	IFM	Modbus interface	LV434000
	IFE	Ethernet interface LV breaker	LV434001
		Ethernet interface for LV breakers and gateway	LV434002
		Microswitches for MTZ2/3	LV847905SP
		EIFE Accessories spare part kit for MTZ2/3	LV851220SP
		I/O application module	LV434063

ULP port modules

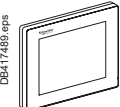
	ULP port - for MasterPact MTZ2/3 - fixed	LV850061SP
	ULP port - for MasterPact MTZ2/3 - drawout	LV850062SP

Accessories for Diagnostics & Communicating Releases



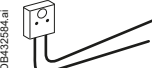



	Isolation module - for MX1/XF communicating coils	LV850056SP
--	---	-------------------

Monitoring and control

Ethernet display module

	Switchboard front display module FDM128	LV434128
---	---	-----------------

ULP wiring accessories ^[1]

	Breaker ULP cord L = 0.35 m	LV434195
	Breaker ULP cord L = 1.3 m	LV434196
	Breaker ULP cord L = 3 m	LV434197
	Breaker ULP cord L = 5 m	LV434198
	Connector Modbus adaptor	LV434211
	10 Modbus line terminators	VW3A8306DRC ^[2]
	5 RJ45 connectors female/female	TRV00870
	10 ULP line terminators	TRV00880
	10 RJ45/RJ45 male cord L = 0.3 m	TRV00803
	10 RJ45/RJ45 male cord L = 0.6 m	TRV00806
	5 RJ45/RJ45 male cord L = 1 m	TRV00810
	5 RJ45/RJ45 male cord L = 2 m	TRV00820
	5 RJ45/RJ45 male cord L = 3 m	TRV00830
	1 RJ45/RJ45 male cord L = 5 m	TRV00850

[1] For measurement display with MicroLogic X.

[2] See www.schneider-electric.com.

Life Is On



Schneider Electric Industries SAS

35, rue Joseph Monier
CS 30323
92506 Rueil Malmaison Cedex
France

RCS Nanterre 954 503 439
Capital social 928 298 512 €
www.se.com

10/2022

© 2022 - Schneider Electric. All Rights Reserved.
All trademarks are owned by Schneider Electric Industries SAS or its affiliated companies.
Document reference: COM-POWER-LVMKT215EN