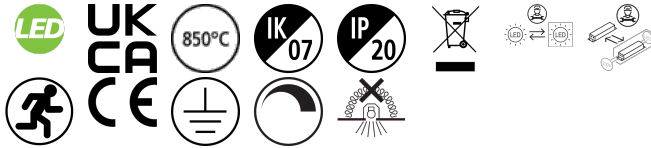


Optix Linear Surface 1200 Direct SylSmart
OPTIX LINEAR SURFACE 1200 TWALU SSC EM
 2023826



Product features

- **OPTIX LINEAR SURFACE 1200 TW ALU SSC EM** is a high efficacy low glare linear luminaire for office and education applications. Suitable for continuous light line installations with accessories separately available. Surface and suspended mounting. Size: 1160x90x80mm. Aluminised plastic extra low glare optics in a single line configuration. White RAL9016 fixture body. 3hr maintained emergency version. SylSmart Standalone colour control and dimming. Tunable white colour 3000-6000K, CRI>80, chromaticity tolerance of 3-step MacAdam ellipse. Luminous flux 2200lm. Power consumption 25W. Luminaire efficacy 88lm/W. Lifespan: 48,500 hours L90B10. UGR<19, Luminance at 65°<200 Cd/m2, IK07, IP20. Ultra Low Flicker: <5% Photobiological safety risk group 1. Electrical protection Class I. Glow wire test 850°C.

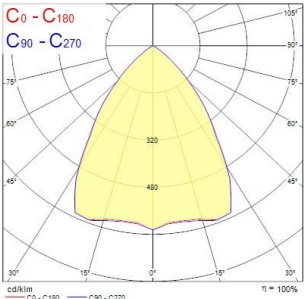
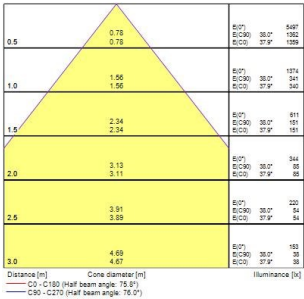
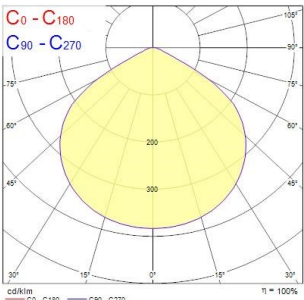
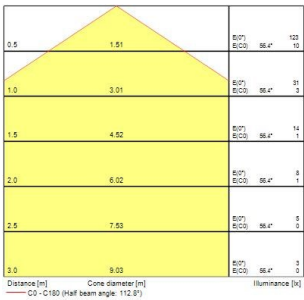


PRODUCT OVERVIEW

Product name	OPTIX LINEAR SURFACE 1200 TW ALU SSC EM
Technology	LED (3 SDCM)
Cap/Base	N/A
Housing	Steel
Mount	Ceiling surface mounting
Fixture rating	Enclosed
General application	Education, Office
ETIM Class	EC002892
Warranty	5 years
Useful luminous flux (Fuse)	2200
Fixture luminous flux (lm)	2200
Luminous flux (lm)	2200
Luminaire efficacy (lm/W)	88
Light colour	Tuneable White
CRI (Ra)	80
Colour Variation Initial (SDCM)	SDCM3
Glare control	< 16
Photobiological Risk Group	RG0
Luminous flux (emergency) (lm)	85
Total power consumption (W)	25
Electrical protection	Class I
Control gear type	LED driver constant current
Dimmable	Yes
Dimming method	SylSmart SSC
LED Flickering Rate	Ultra low (5% or less)
Housing colour	RAL 9016 - Traffic white / Bezel
IP rating	IP20
IK rating	IK07
Product EAN number	5025768238262

Optix Linear Surface 1200 Direct SylSmart
OPTIX LINEAR SURFACE 1200 TW ALU SSC EM
2023826

PHOTOMETRY



TECHNICAL DRAWINGS

