

RefLED R50

RefLED R50 V4 470LM 830 E14 SL
0029205



Product features

- Energy efficient LED alternative for traditional incandescent and halogen blown reflector lamp
- Modern construction and attractive design
- Mercury free solution
- Long average rated lifetime: 15,000 hours
- Lower maintenance cost compared to traditional lamps
- Non-dimmable
- 3 years warranty
- Perfect for general lighting applications: residential lighting, down lights, hotels, hotels, restaurants, bars, lobbies, corridors, halls, etc



PRODUCT OVERVIEW

| | |
|---------------------------------|-------------------------------------|
| Product name | RefLED R50 V4 470LM 830 E14 SL |
| Technology | LED |
| Watt (Rated) (W) | 4.9 |
| Type | LED exchangeable |
| Cap/Base | E14 |
| Fixture rating | Open |
| General application | Hospitality, Residential & Consumer |
| ETIM Class | EC001959 |
| E-number FI | 4741085 |
| Warranty | 3 years |
| Luminous flux (lm) | 470 |
| Colour temperature (K) | 3000 |
| Light colour | Warm White |
| CRI (Ra) | 80 |
| Colour Variation Initial (SDCM) | SDCM6 |
| Colour Consistency (SDCM) | 6 |
| Beam Angle (°) | 120 |
| Photobiological Risk Group | RG1 |
| Wattage (W) | 4.9 |
| Dimmable | No |
| Average life (Nominal) (h) | 15000 |
| Product EAN number | 5410288292052 |

DATA TABLE

General data

| | |
|--------------|--------------------------------|
| Product name | RefLED R50 V4 470LM 830 E14 SL |
|--------------|--------------------------------|

RefLED R50

RefLED R50 V4 470LM 830 E14 SL
0029205

| | |
|---|-------------------------------------|
| Technology | LED |
| Watt (Rated) (W) | 4.9 |
| Type | LED exchangeable |
| Cap/Base | E14 |
| Fixture rating | Open |
| General application | Hospitality, Residential & Consumer |
| Operating temperature range (°C) | -20°C...+40°C |
| Performance ambient temperature Tq (°C) | 25 |
| ETIM Class | EC001959 |
| E-number FI | 4741085 |
| Warranty | 3 years |

Optical data

| | |
|--|------------|
| Luminous flux (lm) | 470 |
| Colour temperature (K) | 3000 |
| Light colour | Warm White |
| CRI (Ra) | 80 |
| Colour Variation Initial (SDCM) | SDCM6 |
| Colour Consistency (SDCM) | 6 |
| Beam Angle (°) | 120 |
| Photobiological Risk Group | RG1 |
| Lumen maintenance at end of nominal life (%) | 70 |

Electrical data

| | |
|---|---------|
| Wattage (W) | 4.9 |
| Equivalent watt (W) | 40 |
| Primary Supply/Product voltage - min (V) | 220 |
| Primary Supply/Product voltage - max (V) | 240 |
| Control gear required | No |
| No. Of switching cycles before premature failures | >50000 |
| Dimmable | No |
| Inrush Current (A) | 1.5 |
| Inrush Duration (µs) | 240 |
| Lamp Energy Label (class) | F |
| Nominal Frequency (Hz) | 50/60Hz |
| Max. products per 16A C Breaker | 107 |
| Max. products per 16A B Breaker | 53 |

Lifetime data

| | |
|----------------------------|-------|
| Lifespan L70 B50 | 15000 |
| Average life (Nominal) (h) | 15000 |
| Average life (Rated) (h) | 15000 |

Physical data

| | |
|-------------------------------|------|
| Nominal Product Length (mm) | 82.5 |
| Nominal Product Diameter (mm) | 50 |

RefLED R50

RefLED R50 V4 470LM 830 E14 SL
0029205

| | |
|-------------|-------|
| Weight (kg) | 0.026 |
|-------------|-------|

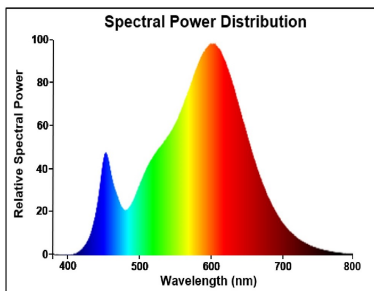
Packaging

| | |
|---------------------------------------|----------------|
| Single packaging type | Carton |
| Product EAN number | 5410288292052 |
| Packaging single length / height (cm) | 5.0 |
| Packaging single width (cm) | 5.0 |
| Packaging single depth (cm) | 8.3 |
| DUN14 (outer) | 15410288292059 |
| Units per outer package | 6 |
| Packaging outer length / height (cm) | 15.8 |
| Packaging outer width (cm) | 10.7 |
| Packaging outer depth (cm) | 9.1 |

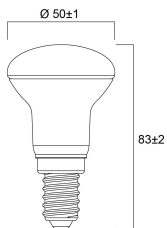
Safety data

| | |
|-------------------------------------|--|
| Optimal operating condition (°C) | -20-40 |
| Breakage cleaning instructions | Not applicable |
| Special purpose lamp | No |
| Dry applications use only | Yes |
| Suitable for household illumination | Yes |
| Safety message | Not Suitable for totally enclosed fixtures |

PHOTOMETRY



TECHNICAL DRAWINGS



SYLVANIA

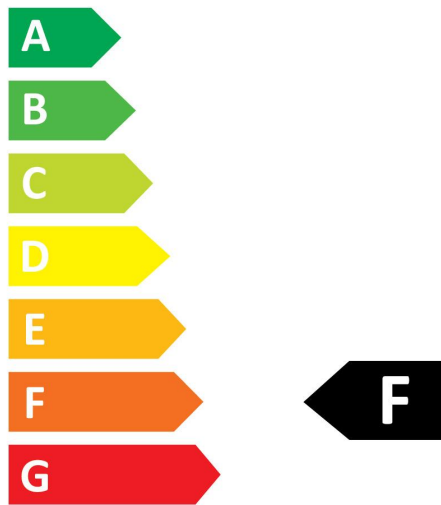
RefLED R50

RefLED R50 V4 470LM 830 E14 SL
0029205



SYLVANIA

0029205



5
kWh/1000h



2019/2015

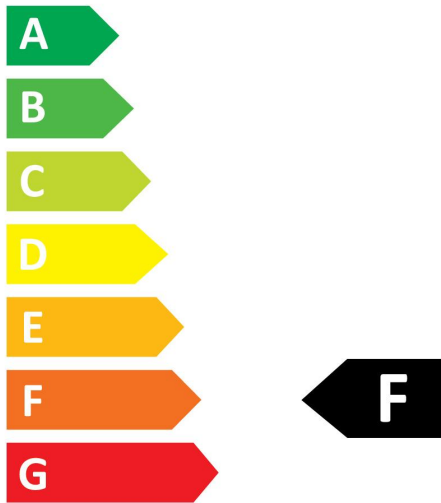
SYLVANIA

RefLED R50

RefLED R50 V4 470LM 830 E14 SL
0029205



0029205



5
kWh/1000h



2019/2015