


Data Sheet | Item Number: 722-146/005-000

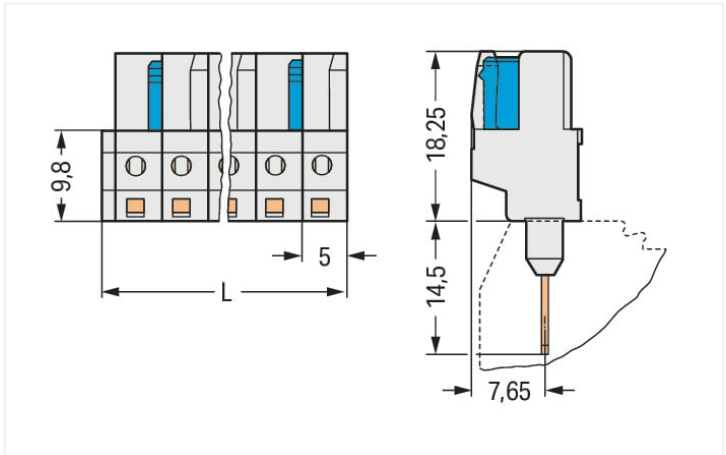
Female connector for rail-mount terminal blocks; 0.6 x 1 mm pins; straight; 100% protected against mismating; Pin spacing 5 mm; 16-pole; light gray

<https://www.wago.com/722-146/005-000>

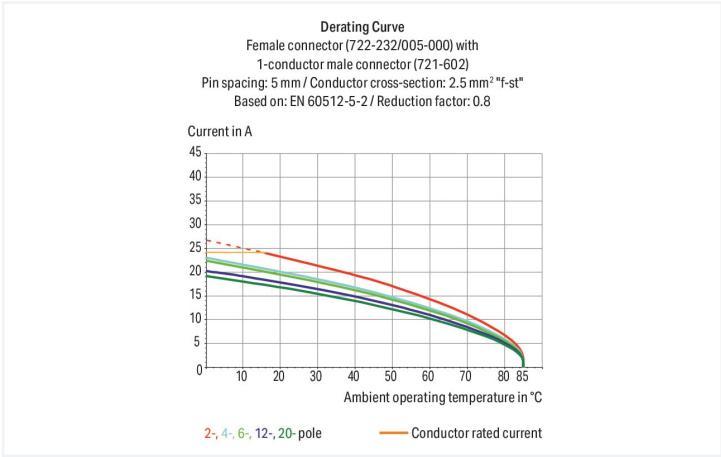


Color: ■ light gray

Similar to illustration



Dimensions in mm
L = (pole no. x pin spacing) + 1.5 mm
2-pole female connectors – one latch only



- Pluggable connectors for rail-mount terminal blocks equipped with CAGE CLAMP® connection
- Female connectors with long contact pins connect to the termination ports of 280 Series Rail-Mount Terminal Blocks
- Female connectors are touch-proof when unmated, providing a pluggable, live output
- 100 % protected against mismating
- With coding fingers

Notes	
Safety information	The MCS – MULTI CONNECTION SYSTEM includes connectors without breaking capacity in accordance with DIN EN 61984. When used as intended, these connectors must not be connected/disconnected when live or under load. When used as intended, these connectors must not be connected/disconnected when live or under load. The circuit design should ensure header pins, which can be touched, are not live when unmated.
Variants:	Other pole numbers Other versions (or variants) can be requested from WAGO Sales or configured at https://configurator.wago.com/ .



Electrical data				
Ratings per		IEC/EN 60664-1		
Overvoltage category	III	III	II	
Pollution degree	3	2	2	
Nominal voltage	320 V	320 V	630 V	
Rated surge voltage	4 kV	4 kV	4 kV	
Rated current	12 A	12 A	12 A	
Approvals per		UL 1059		
Use group		B	C	D
Rated voltage		300 V	-	300 V
Rated current		15 A	-	10 A
Approvals per		UL 1977		
Rated voltage		600 V		
Rated current		15 A		
Approvals per		CSA		
Use group		B	C	D
Rated voltage		300 V	-	300 V
Rated current		15 A	-	10 A
Connection data				
Connection points	16	Connection 1		
Total number of potentials	16	Pole number	16	
Number of connection types	1			
Number of levels	1			
Physical data				
Pin spacing			5 mm / 0.197 inches	
Width			81.5 mm / 3.209 inches	
Height			32.75 mm / 1.289 inches	
Height from the surface			18.25 mm / 0.719 inches	
Depth			11.6 mm / 0.457 inches	
Mechanical data				
Variable coding			Yes	
Anti-rotation protection			Yes	
Plug-in connection				
Contact type (pluggable connector)			Female connector/socket	
Connector (connection type)			for front-entry rail-mount terminal block	
Mismating protection			Yes	
Mating direction to the rail-mount terminal block			90 °	
Material data				
Note (material data)			Information on material specifications can be found here	
Color			light gray	
Material group			I	
Insulation material			Polyamide (PA66)	
Flammability class per UL94			V0	
Contact material			Copper alloy	
Contact plating			Tin	
Fire load			0.447 MJ	
Weight			16.9 g	




Environmental requirements	
Limit temperature range	-60 ... +85 °C
Processing temperature	-35 ... +60 °C

Commercial data	
Product Group	3 (Multi Conn. System)
eCl@ss 10.0	27-14-11-06
eCl@ss 9.0	27-14-11-06
ETIM 8.0	EC001284
ETIM 7.0	EC001284
PU (SPU)	25 pcs
Packaging type	Box
Country of origin	DE
GTIN	4044918570428
Customs tariff number	85366990990

Environmental Product Compliance	
RoHS Compliance Status	Compliant, No Exemption

Approvals / Certificates			
General approvals		Approvals for marine applications	
  		  	
Approval	Standard	Certificate Name	
CB DEKRA Certification B.V.	IEC 61984	NL-39756/A1	
CSA DEKRA Certification B.V.	C22.2	1466354	
KEMA/KEUR DEKRA Certification B.V.	EN 61984	71-121453	
UR Underwriters Laboratories Inc.	UL 1977	E45171	
Approval	Standard	Certificate Name	
ABS American Bureau of Ship- ping	-	19-HG1869876-PDA	
BV Bureau Veritas S.A.	IEC 60998	11915/D0 BV	
DNV DNV GL SE	-	TAE000016Z	

Downloads	
Environmental Product Compliance	
Compliance Search	
Environmental Product Compliance 722-146/005-000	

Documentation

Additional Information			
Technical Section	03.04.2019	pdf 2010.85 KB	

CAD/CAE-Data

CAD data	CAE data
2D/3D Models 722-146/005-000	EPLAN Data Portal 722-146/005-000
	ZUKEN Portal 722-146/005-000

1 Compatible Products

1.1 System counterpart

1.1.1 Male connector/plug



Item No.: 721-616
1-conductor male connector; CAGE CLAMP®; 2.5 mm²; Pin spacing 5 mm; 16-pole; 100% protected against mismatching; 2,50 mm²; light gray

1.2 Optional Accessories

1.2.1 Installation

1.2.1.1 Empty housings



Item No.: 280-902/056-000
Spacer of same profile; suitable for 2-conductor terminal blocks of horizontal type; orange



Item No.: 280-654/056-000
Spacer of same profile; suitable for 3- and 4-conductor terminal blocks of angled type; orange



Item No.: 280-650/056-000
Spacer of same profile; suitable for 3-conductor terminal blocks of horizontal type; orange



Item No.: 280-835/056-000
Spacer of same profile; suitable for 4-conductor terminal blocks of horizontal type; orange

1.2.2 Test and measurement

1.2.2.1 Testing accessories



Item No.: 210-136
Test plug; 2 mm Ø; with 500 mm cable; red



Item No.: 231-661
Test plugs for female connectors; for 5 mm and 5.08 mm pin spacing; 2,50 mm²; light gray