

Data Sheet | Item Number: 793-678

WMB marking card; as card; MARKED; PE (100x); not stretchable; Vertical marking; snap-on type; white

<https://www.wago.com/793-678>



Color: ■ white

Similar to illustration

Technical data

| | |
|-----------------------------|------------------------------------|
| Marking method | Thermal transfer |
| Marking | PE |
| Marking (number) | 100 |
| Marking direction | Vertical marking |
| Marking color | black |
| Marking type | Symbol |
| Marking layout | Same symbols per strip |
| Delivery form | Marker card |
| Delivery form configuration | 10 strips with 10 markers per card |
| Flammability class per UL94 | V2 |

Physical data

| | |
|--------------------|------|
| Marker/strip width | 5 mm |
| Marker width | 5 mm |

Mechanical data

| | |
|------------------|-----------------|
| Smear resistance | EN 60998-1:2004 |
|------------------|-----------------|

Material data

| | |
|---------------|-------------------------------|
| Color | white |
| UV resistance | EN 60068-2-5:2010 Procedure B |
| Halogen-free | Yes |
| Weight | 8.8 g |
| Fire load | 0.264 MJ |

Commercial data

| | |
|-----------------------|--------------------------------|
| Product Group | 2 (Terminal Block Accessories) |
| PU (SPU) | 5 pcs |
| Packaging type | Bag |
| Country of origin | DE |
| GTIN | 4055143698603 |
| Customs tariff number | 49119900000 |

Product Classification

| | |
|-------------|----------------------|
| UNSPSC | 55121731 |
| eCl@ss 10.0 | 27-14-11-37 |
| eCl@ss 9.0 | 27-14-11-37 |
| ETIM 9.0 | EC000761 |
| ETIM 8.0 | EC000761 |
| ECCN | NO US CLASSIFICATION |


Environmental Product Compliance

| | |
|------------------------|-------------------------|
| RoHS Compliance Status | Compliant, No Exemption |
|------------------------|-------------------------|

Downloads


Environmental Product Compliance

Compliance Search

Environmental Product Compliance 793-678 


Installation Notes

Application



- Separating a strip from the WMB or WMB marker card.
- Stretching a WMB marker strip.
- Separating an individual marker from the WMB marker strip – for larger terminal blocks.
- Snapping a marking strip into the marker slot.

Marking



- Snapping a WMB marker strip into the marker slot of the double marker carrier.
- Snapping a marking strip into the marker slot.

Subject to changes. Please also observe the further product documentation!

Current addresses can be found at: www.wago.com