

## RefLED PAR38

RefLED Retro PAR38 V2 DIM 1200L 830 IP65 40 SL  
0029200



### Product features

- High performance LED PAR38 lamp with the same look and feel of traditional PAR lamps
- Glass construction - means no colours clashing between the lamp and fixture
- Reduced visible heatsink from the front
- Mercury-free solution
- Lower maintenance cost
- RefLED™ RT PAR38 IP65 is also suitable for outdoor applications when used with IP65 rated luminaires
- Lifetime: up to 25,000 hours
- High lumen efficacy
- Dimmable with approved dimmers\*
- 3 year warranty
- Suitable for general lighting and accent lighting for hotels, restaurants, bars, lobbies, corridors and halls



### PRODUCT OVERVIEW

Product name	RefLED Retro PAR38 V2 DIM 1200L 830 IP65 40 SL
Technology	LED
Watt (Rated) (W)	15
Type	LED exchangeable
Fixture rating	Open
General application	Hospitality, Museums & Galleries, Residential & Consumer, Retail
ETIM Class	EC001959
E-number FI	4741082
Warranty	3 years
Colour temperature (K)	3000
Light colour	Warm White
CRI (Ra)	80
Colour Variation Initial (SDCM)	SDCM6
Colour Consistency (SDCM)	6
Beam Angle (°)	40
Photobiological Risk Group	RG1
Wattage (W)	15
Dimmable	Yes
Average life (Nominal) (h)	25000
Product EAN number	5410288292007

### DATA TABLE

#### General data

Product name	RefLED Retro PAR38 V2 DIM 1200L 830 IP65 40 SL
Technology	LED
Watt (Rated) (W)	15
Type	LED exchangeable
Fixture rating	Open

## RefLED PAR38

RefLED Retro PAR38 V2 DIM 1200L 830 IP65 40 SL  
0029200

General application	Hospitality, Museums & Galleries, Residential & Consumer, Retail
Operating temperature range (°C)	-20°C...+40°C
Performance ambient temperature Tq (°C)	25
ETIM Class	EC001959
E-number FI	4741082
Warranty	3 years

### Optical data

Colour temperature (K)	3000
Light colour	Warm White
CRI (Ra)	80
Colour Variation Initial (SDCM)	SDCM6
Colour Consistency (SDCM)	6
Luminous Intensity (cd)	2400
Beam Angle (°)	40
Photobiological Risk Group	RG1
Lumen maintenance at end of nominal life (%)	70

### Electrical data

Wattage (W)	15
Equivalent watt (W)	140
Primary Supply/Product voltage - min (V)	220
Primary Supply/Product voltage - max (V)	240
Control gear required	No
No. Of switching cycles before premature failures	>50000
Dimmable	Yes
Inrush Current (A)	2.4
Inrush Duration (µs)	50
Lamp Energy Label (class)	F

### Lifetime data

Lifespan L70 B50	25000
Average life (Nominal) (h)	25000
Average life (Rated) (h)	25000

### Physical data

Nominal Product Length (mm)	134
Nominal Product Diameter (mm)	121
Weight (kg)	0.4

### Packaging

Single packaging type	Carton
Product EAN number	5410288292007
Packaging single length / height (cm)	13.4
Packaging single width (cm)	13.4
Packaging single depth (cm)	15.0

## RefLED PAR38

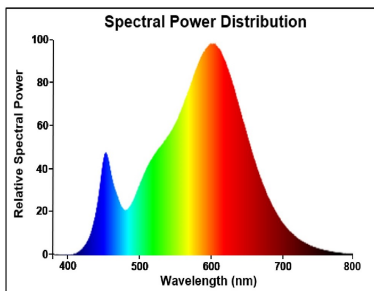
RefLED Retro PAR38 V2 DIM 1200L 830 IP65 40 SL  
0029200

DUN14 (outer)	15410288292004
Units per outer package	6
Packaging outer length / height (cm)	43.7
Packaging outer width (cm)	29.6
Packaging outer depth (cm)	21.5

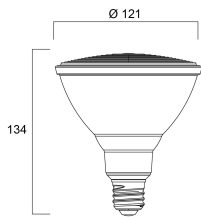
### Safety data

Optimal operating condition (°C)	-20-40
Breakage cleaning instructions	Not applicable
Special purpose lamp	No
Dry applications use only	Yes
Suitable for household illumination	Yes
Safety message	Dimmable with approved dimmers

## PHOTOMETRY



## TECHNICAL DRAWINGS



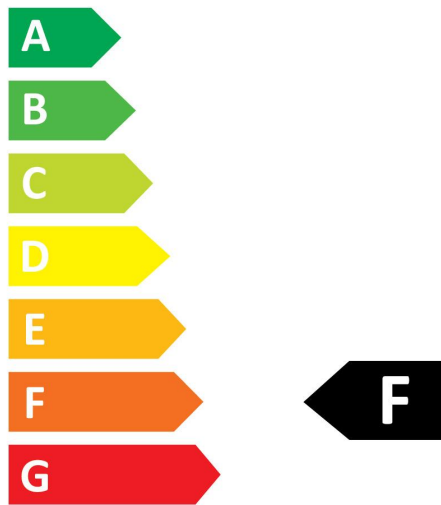
## RefLED PAR38

RefLED Retro PAR38 V2 DIM 1200L 830 IP65 40 SL  
0029200



**SYLVANIA**

0029200



**15**  
kWh/1000h



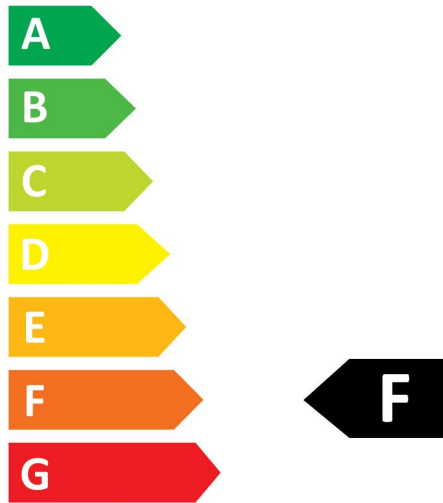
2019/2015

## RefLED PAR38

RefLED Retro PAR38 V2 DIM 1200L 830 IP65 40 SL  
0029200



0029200



**15**  
kWh/1000h



2019/2015