

## Data Sheet | Item Number: 771-9993/006-302

pre-assembled interconnecting cable; Eca; Socket/plug; 3-pole; Cod. A; H05VV-F  
3G 1.5 mm<sup>2</sup>; 3 m; 1,50 mm<sup>2</sup>; white

<https://www.wago.com/771-9993/006-302>



Color: ■ white



Dimensions in mm

Cable assembly **WINSTA**® MIDI with protection against mismatching

The **WINSTA**® MIDI cable assembly 3-pole supports rapid, correct installation. Our pluggable installation connectors with spring pressure connection technology function entirely without screw connections. They allow resource-efficient, error-free installation in numerous possible uses. The coding options reduce installation errors, allowing fast, maintenance-free wiring of all components. The pluggable installation connector is protected against ingress by solid objects in accordance with protection type IP20 (When mated: IP2xC (These compact connectors are not designed for use in open, easily accessible areas!)). The **WINSTA**® MIDI pluggable installation connector with A coding in white or black is usually used for general mains applications in power distribution. **WINSTA**® MIDI with Push-in **CAGE CLAMP**® spring pressure connection technology is found in a broad range of individual products you can use for quick, easy, flexible, and secure installation. Building safety must be ensured at all times, even after the electrical installation stage. The mandatory safety requirements in connection with EU CPR are met by this product through fire class E.

Pluggable connections instead of screw connections – cable assemblies from WAGO

The cable assembly is equipped with a socket and a plug. **WINSTA**® is the pluggable connection system that is ideally tailored to the strict requirements of electrical installation. It ensures fast, secure and, above all, error-free installation of components and cables. Choose durability and quality – the **WINSTA**® MIDI pluggable installation connector with marking from WAGO makes the installation of electrical components visibly easier.

- pluggable installation connectors with protection against mismatching
- pre-assembled versions
- suitable for any application
- exact dimensions
- convenient installation and commissioning

### Notes

Note Cables with a different fire class can be found in the eShop.

### Electrical data

Ratings per	IEC/EN 60664-1		
Overtoltage category	III	III	II
Pollution degree	3	2	2
Nominal voltage	250 V	-	-
Rated surge voltage	4 kV	-	-
Rated current	16 A	-	-

### Ratings per UL 1977

Note for the US market

Some versions may also be used for current interruption in accordance with the UL certificate in select applications with currents below 16 A and voltages up to 600 V. For further information, please contact your local sales office.

### General information

Note on contact resistance	approx. 1 mΩ of contact resistance approx. 0.25 mΩ contact transition plug/ socket
----------------------------	--

### Connection data

Total number of potentials	3	<b>Connection 1</b>	
PE function	Preceding PE contact	Pole number	3
		Sheathed cable diameter	7.4 ... 9.4 mm
		Wire cross-section	1.5 mm <sup>2</sup>
		Connection type	Socket - Plug

### Physical data

Pin spacing	10 mm / 0.394 inches
Width	27 mm / 1.063 inches
Height	12.9 mm / 0.508 inches
Total length	3 m

### Mechanical data

Application	General mains applications
Coding	A
Variable coding	Yes
Marking	L N
Potential marking	L N
Mating force of a plug-in connection	approx. 20 ... 70 N (depending on pole number)
Retention force of a plug-in connection	when locked: > 80N
Unmating force of a plug-in connection	when unlocked: approx. 20 ... 70 N (depending on pole number)
Number of mating cycles	200, without resistive load
Connection type	Socket - Plug
Type of pre-assembled cable	Interconnecting cable
Cable type	H05VV-F 3G1.5
Protection type	IP20; When mated: IP2xC (These compact connectors are not designed for use in open, easily accessible areas!)

### Plug-in connection

Mismating protection	Yes
Note on mismating protection	All <i>WINSTA</i> ® components are 100% protected against mismating when: a.) plugging different numbers of poles b.) plugging while rotated 180 c.) plugging while laterally staggered d.) plugging one pole
Locking lever	Can be retrofitted
Locking of plug-in connection	Locking lever
Note on locking system	All connectors for mounted installations (snap-in versions for lighting fixtures or devices, all types of PCB and distribution connectors) are factory-equipped with locking levers to ensure plugs and sockets are securely locked. Additional locking levers are only required for flying leads (plug/socket).

### Material data

Note (material data)	<a href="https://www.wago.com/us/material-specifications">Information on material specifications can be found here</a>
Color	white
Insulation material	Polyamide (PA66)
Fire class per EN 50575	E <sub>ca</sub>
Contact material	Copper or copper alloy; surface-treated
Contact plating	Tin
Fire load	89.45 MJ
Connector color	white
Strain relief color	white
Printing color of strain relief	black
Sheathed cable color	white
Printing color of sheathed cable	black
Halogen-free	No
Silicon-free	Yes
Sheath material	PVC
Rubber cable	No
Weight	320 g
Copper weight of the pipe	0.043 kg/m

### Environmental requirements

Processing temperature	-5 ... +40 °C
Continuous operating temperature	-35 ... +85 °C
Note on continuous operating temperature	Cable for temperatures ≤ 70 °C (including halogen-free) Insulating parts for temperatures ≤ 105 °C

### Commercial data

Product Group	20 (Winsta)
eCl@ss 10.0	27-44-06-04
eCl@ss 9.0	27-44-06-04
ETIM 8.0	EC002587
ETIM 7.0	EC002587
PU (SPU)	1 pcs
Packaging type	unpacked
Country of origin	DE
GTIN	4044918587228
Customs tariff number	85444290900

### Environmental Product Compliance

RoHS Compliance Status	Compliant, No Exemption
------------------------	-------------------------

## Approvals / Certificates

### General approvals



Approval	Standard	Certificate Name
CCA DEKRA Certification B.V.	EN 61535	NTR NL-7355
KEMA/KEUR DEKRA Certification B.V.	EN 61535	71-123834

## Downloads

### Environmental Product Compliance




#### Compliance Search

Environmental Product  
Compliance  
771-9993/006-302



## Documentation

### Bid Text

771-9993/006-302	19.02.2019	xml 2.90 KB	
771-9993/006-302	04.12.2014	doc 24.00 KB	
ausschreiben.de 771-9993/006-302			

## CAD/CAE-Data

### CAD data

2D/3D Models  
771-9993/006-302



### CAE data

EPLAN Data Portal  
771-9993/006-302



WSCAD Universe  
771-9993/006-302



ZUKEN Portal  
771-9993/006-302



## 1 Compatible Products

### 1.1 Required Accessories

#### 1.1.1 Locking system

##### 1.1.1.1 Locking system



**Item No.: 770-101**

Locking lever; for flying leads; for manual operation; black

**Item No.: 770-121**

Locking lever; for flying leads; for manual operation; white

**Item No.: 770-111**

Locking lever; for flying leads; for tool operation; black

**Item No.: 770-131**

Locking lever; for flying leads; for tool operation; white

### 1.2 Optional Accessories

#### 1.2.1 Cover

##### 1.2.1.1 Cover



**Item No.: 770-201**

Lockout cap; 12-pole, separable; for sockets; Plastic; black

**Item No.: 770-221**

Lockout cap; 12-pole, separable; for sockets; Plastic; white

**Item No.: 770-360**

Lockout cap; for plugs; 5-pole; separable; yellow

**Item No.: 897-2003**

Protective cap; Type2; for sockets and plugs; PVC; red

#### 1.2.2 Installation

##### 1.2.2.1 Mounting accessories



**Item No.: 770-310**

Mounting carrier; 2- to 5-pole; for flying leads; black

#### 1.2.3 Marking

##### 1.2.3.1 Marker



**Item No.: 770-450/000-006**

Marker card; Plastic; blue

**Item No.: 770-450/000-001**

Marker card; Plastic; green

**Item No.: 770-450/000-012**

Marker card; Plastic; orange

**Item No.: 770-450/000-005**

Marker card; Plastic; red



**Item No.: 770-450**

Marker card; Plastic; white

**Item No.: 770-450/000-002**

Marker card; Plastic; yellow

##### 1.2.3.2 Marking strip



**Item No.: 210-334**

Marking strips; as a DIN A4 sheet; Strip width 5 mm; Strip length 182 mm; plain; Self-adhesive; white