


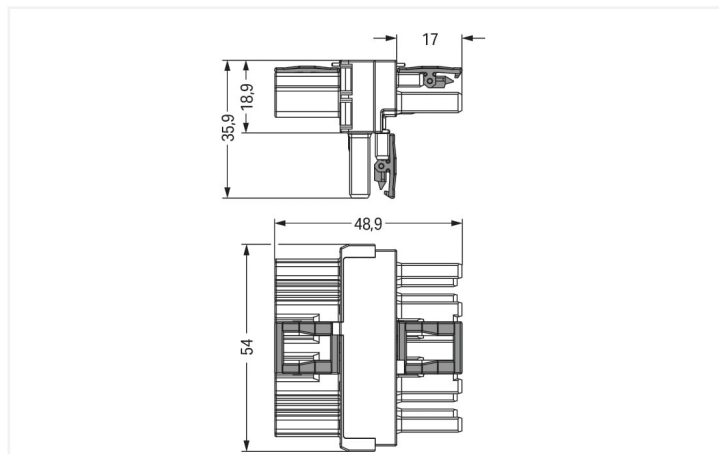
## Data Sheet | Item Number: 770-1742

T-distribution connector; 5-pole; Cod. B; 1 input; 2 outputs; 3 locking levers; for flying leads; light green

<https://www.wago.com/770-1742>



Color: ■ light green



Dimensions in mm

Distribution connector WINSTA® MIDI rated current 25 A

The WINSTA® MIDI distribution connector rated current 25 A supports fast, reliable installation. Our pluggable installation connectors with spring pressure connection technology work completely without screw connections. They allow resource-efficient, error-free installation in numerous possible uses. The coding options reduce installation errors, allowing fast, maintenance-free wiring of all components. The pluggable installation connector is protected against ingress by solid objects in accordance with protection type IP20 (When mated: IP2xC (These compact connectors are not designed for use in open, easily accessible areas!)). Solutions like the WINSTA® MIDI pluggable installation connectors with B coding are suitable for process control, for example, for lighting or within data networks. Important parameters in the selection of a pluggable installation connector are the rated current and voltage: They tell us about the product's domains of use. This product has a current rating of 25 A – so it is also suitable for robust loads. The WINSTA® MIDI Pluggable Connection System with Push-in CAGE CLAMP® spring pressure connection technology facilitates exemplary electrification. Thanks to the included test slot, it is possible to check connections even when they are plugged in. This saves time, labor, and money.

Push-in CAGE CLAMP® spring pressure connection technology – pluggable installation instead of laborious screw connections!

The WINSTA® Pluggable Connection System is ideally tailored to the very strict requirements of building installation. It makes electrical installation pluggable, and therefore faster, even more reliable, and error-free. Use of this pre-assembled system decreases assembly times and errors during installation at the construction site. Now you can also reduce installation expenses without compromising quality and safety: with protection type IP20 reduces the need for servicing and prevents unnecessary downtime.

- protection against mismatching eliminates errors
- for automation controllers
- for automation controllers
- custom-engineered solutions
- quick replacement of defective units during ongoing operation

### Notes

Variants:

Other pole markings  
Other versions (or variants) can be requested from WAGO Sales or configured at <https://configurator.wago.com/>.

### Electrical data

Ratings per	IEC/EN 60664-1		
Overvoltage category	III	III	II
Pollution degree	3	2	2
Nominal voltage	400 V	-	-
Rated surge voltage	6 kV	-	-
Rated current	25 A	-	-

Approvals per	UL 1977
Rated voltage	600 V
Rated current	23 A

### General information

Note on contact resistance	approx. 1 mΩ of contact resistance approx. 0.25 mΩ contact transition plug/ socket
----------------------------	--

### Connection data

Total number of potentials	5	<b>Connection 1</b>	
		Pole number	5

### Physical data

Pin spacing	10 mm / 0.394 inches
Width	54 mm / 2.126 inches
Height	35.9 mm / 1.413 inches
Depth	48.9 mm / 1.925 inches

### Mechanical data

Application	Control technology
Coding	B
Marking	5 4 3 2 1
Potential marking	1 2 3 4 5
Mating force of a plug-in connection	Approx. 20 ... 70 N (depending on pole number)
Retention force of a plug-in connection	When locked: > 80 N
Unmating force of a plug-in connection	Unlocked: approx. 20 ... 70 N (depending on pole number)
Number of mating cycles	200, without resistive load
Type of distribution box	T-distribution connector
Protection type	IP20; When mated: IP2xC (These compact connectors are not designed for use in open, easily accessible areas!)
Suitable	for flying leads

### Plug-in connection

Mismating protection	Yes
Note on mismating protection	All <i>WINSTA</i> ® components are 100% protected against mismating when: a.) plugging different numbers of poles b.) plugging while rotated 180 c.) plugging while laterally staggered d.) plugging one pole
Locking lever	Yes
Locking of plug-in connection	Locking lever
Note on locking system	All connectors for mounted installations (snap-in versions for lighting fixtures or devices, all types of PCB and distribution connectors) are factory-equipped with locking levers to ensure plugs and sockets are securely locked. Additional locking levers are only required for flying leads (plug/socket).
Number of locking levers	3

### Material data

Note (material data)	<a href="https://www.wago.com/us/material-specifications">Information on material specifications can be found here</a>
Color	light green
Insulation material	Polyamide (PA66)
Flammability class per UL94	V0
Contact material	Copper or copper alloy; surface-treated
Contact plating	Tin
Fire load	0.535 MJ
Weight	26.2 g

### Environmental requirements

Processing temperature	-5 ... +40 °C
Continuous operating temperature	-35 ... +85 °C
Note on continuous operating temperature	Insulating parts for temperatures ≤ 105 °C

### Commercial data

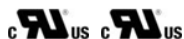
Product Group	20 (Winsta)
eCl@ss 10.0	27-44-06-03
eCl@ss 9.0	27-44-06-03
ETIM 8.0	EC002567
ETIM 7.0	EC002567
PU (SPU)	50 pcs
Packaging type	Box
Country of origin	DE
GTIN	4050821702238
Customs tariff number	85366990990

### Environmental Product Compliance

RoHS Compliance Status	Compliant, No Exemption
------------------------	-------------------------

### Approvals / Certificates

#### General approvals



Approval	Standard	Certificate Name
cURus Underwriters Laboratories Inc.	UL 1977	E45171
cURus Underwriters Laboratories Inc.	UL 1059	E 45172

Downloads

Environmental Product Compliance

Compliance Search

Environmental Product Compliance 770-1742



Documentation

Bid Text

770-1742	19.02.2019	xml 2.81 KB	
770-1742	12.03.2015	doc 23.00 KB	

CAD/CAE-Data

CAD data

2D/3D Models  
770-1742



CAE data

WSCAD Universe  
770-1742



ZUKEN Portal  
770-1742



1 Compatible Products

1.1 System counterpart

1.1.1 Cable assembly



**Item No.: 771-9995/205-105**

pre-assembled connecting cable; Eca; Plug/open-ended; 5-pole; Cod. B; 1 m; 1,00 mm<sup>2</sup>; light green



**Item No.: 771-9995/105-105**

pre-assembled connecting cable; Eca; Socket/open-ended; 5-pole; Cod. B; 1 m; 1,00 mm<sup>2</sup>; light green



**Item No.: 771-9995/005-105**

pre-assembled interconnecting cable; Eca; Socket/plug; 5-pole; Cod. B; 1 m; 1,00 mm<sup>2</sup>; light green

1.1.2 Female connector/socket



**Item No.: 770-265**

Socket; 5-pole; Cod. B; 4,00 mm<sup>2</sup>; light green

1.1.3 Male connector/plug



**Item No.: 770-275**

Plug; 5-pole; Cod. B; 4,00 mm<sup>2</sup>; light green

## 1.2 Optional Accessories

### 1.2.1 Cover

#### 1.2.1.1 Cover



**Item No.: 770-201**

Lockout cap; 12-pole, separable; for sockets; Plastic; black



**Item No.: 770-221**

Lockout cap; 12-pole, separable; for sockets; Plastic; white



**Item No.: 770-360**

Lockout cap; for plugs; 5-pole; separable; yellow

## 1.2.2 Installation

### 1.2.2.1 Mounting accessories

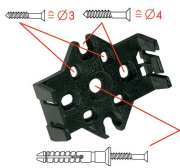


**Item No.: 770-354**

Mounting plate; 2- to 5-pole; for distribution connectors; silver-colored

## Installation Notes

### Installation




Mounting plates can be secured using commercially available screws or nail-drive anchors.



The distribution connectors snap together when attached to the mounting plate.



To release the distribution connector, unlock the latch using a screwdriver.



All distribution connector connections are locked and protected against accidental disconnection directly after mating. Locking of any connection is released using a screwdriver, even if all connections are used.