

## RefLED ES50

RefLED ES50 V6 600LM 840 110 SL

0029189



### Product features

- Compact, energy efficient and exceptional value LED GU10 lamp
- Same shape and size as halogen GU10 lamp
- Compact Cluster SMD technology enabling high efficiency with halogen look
- Reduced visible heat sink from the front
- Available in 110 degree beam angle
- High lumen efficacy
- 15,000 hours average rated life
- 3 years warranty



## PRODUCT OVERVIEW

Product name	RefLED ES50 V6 600LM 840 110 SL
Technology	LED
Watt (Rated) (W)	7
Type	LED exchangeable
Cap/Base	GU10
Fixture rating	Open
General application	Education, Hospitality, Museums & Galleries, Office, Residential & Consumer, Retail
ETIM Class	EC001959
E-number FI	4741073
Warranty	3 years
Colour temperature (K)	4000
Light colour	Cool White
CRI (Ra)	80
Colour Variation Initial (SDCM)	SDCM6
Colour Consistency (SDCM)	6
Beam Angle (°)	110
Photobiological Risk Group	RG1
Wattage (W)	7
Dimmable	No
Average life (Nominal) (h)	15000
Product EAN number	5410288291895

## DATA TABLE

### General data

Product name	RefLED ES50 V6 600LM 840 110 SL
Technology	LED
Watt (Rated) (W)	7
Type	LED exchangeable
Cap/Base	GU10

## RefLED ES50

RefLED ES50 V6 600LM 840 110 SL

0029189

Fixture rating	Open
General application	Education, Hospitality, Museums & Galleries, Office, Residential & Consumer, Retail
Operating temperature range (°C)	-20°C...+40°C
Performance ambient temperature Tq (°C)	25
ETIM Class	EC001959
E-number FI	4741073
Warranty	3 years

### Optical data

Colour temperature (K)	4000
Light colour	Cool White
CRI (Ra)	80
Colour Variation Initial (SDCM)	SDCM6
Colour Consistency (SDCM)	6
Luminous Intensity (cd)	320
Beam Angle (°)	110
Photobiological Risk Group	RG1
Lumen maintenance at end of nominal life (%)	70

### Electrical data

Wattage (W)	7
Equivalent watt (W)	80
Primary Supply/Product voltage - min (V)	220
Primary Supply/Product voltage - max (V)	240
Control gear required	No
No. Of switching cycles before premature failures	>50000
Dimmable	No
Inrush Current (A)	6.0
Inrush Duration (µs)	244
Lamp Energy Label (class)	F
Nominal Frequency (Hz)	50/60Hz
Max. products per 16A C Breaker	147
Max. products per 16A B Breaker	88

### Lifetime data

Lifespan L70 B50	15000
Average life (Nominal) (h)	15000
Average life (Rated) (h)	15000

### Physical data

Nominal Product Height (mm)	54
Nominal Product Diameter (mm)	50
Weight (kg)	0.035

## RefLED ES50

RefLED ES50 V6 600LM 840 110 SL

0029189

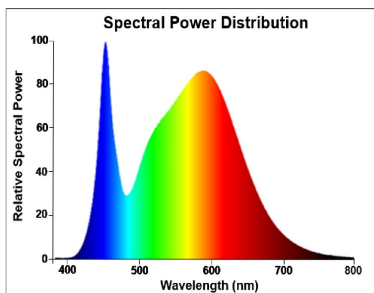
### Packaging

Single packaging type	Carton
Product EAN number	5410288291895
Packaging single length / height (cm)	8.2
Packaging single width (cm)	6.1
Packaging single depth (cm)	5.1
DUN14 (inner)	25410288291899
Units per inner package	6
Packaging inner length / height (cm)	9.2
Packaging inner width (cm)	16.4
Packaging inner depth (cm)	13.1
DUN14 (outer)	15410288291892
Units per outer package	60
Packaging outer length / height (cm)	20.8
Packaging outer width (cm)	17.8
Packaging outer depth (cm)	68.5

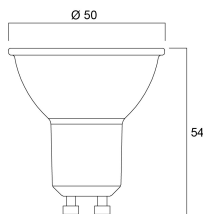
### Safety data

Optimal operating condition (°C)	-20-40
Breakage cleaning instructions	Not applicable
Special purpose lamp	No
Dry applications use only	Yes
Suitable for household illumination	Yes
Safety message	Not Suitable for totally enclosed fixtures

## PHOTOMETRY



## TECHNICAL DRAWINGS



# SYLVANIA

RefLED ES50

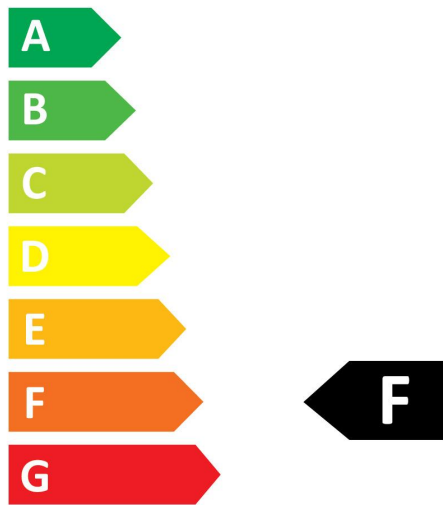
RefLED ES50 V6 600LM 840 110 SL

0029189



SYLVANIA

0029189



**7**  
kWh/1000h



2019/2015

# SYLVANIA


RefLED ES50

RefLED ES50 V6 600LM 840 110 SL

0029189



0029189



**7**  
kWh/1000h



2019/2015