

## RefLED ES50

RefLED ES50 V6 320LM 865 110 SL10

0029177



### Product features

- Compact, energy efficient and exceptional value LED GU10 lamp
- Same shape and size as halogen GU10 lamp
- Compact Cluster SMD technology enabling high efficiency with halogen look
- Reduced visible heat sink from the front
- Available in 110 degree beam angle
- High lumen efficacy
- 15,000 hours average rated life
- 3 years warranty



## PRODUCT OVERVIEW

Product name	RefLED ES50 V6 320LM 865 110 SL10
Technology	LED
Watt (Rated) (W)	4.2
Type	LED exchangeable
Cap/Base	GU10
Fixture rating	Open
General application	Education, Hospitality, Museums & Galleries, Office, Residential & Consumer, Retail
ETIM Class	EC001959
Warranty	3 years
Colour temperature (K)	6500
Light colour	Daylight
CRI (Ra)	80
Colour Variation Initial (SDCM)	SDCM6
Colour Consistency (SDCM)	6
Beam Angle (°)	110
Photobiological Risk Group	RG1
Wattage (W)	4.2
Dimmable	No
Average life (Nominal) (h)	15000
Product EAN number	5410288291772

## DATA TABLE

### General data

Product name	RefLED ES50 V6 320LM 865 110 SL10
Technology	LED
Watt (Rated) (W)	4.2
Type	LED exchangeable
Cap/Base	GU10
Fixture rating	Open

## RefLED ES50

RefLED ES50 V6 320LM 865 110 SL10  
0029177

General application	Education, Hospitality, Museums & Galleries, Office, Residential & Consumer, Retail
Operating temperature range (°C)	-20°C...+40°C
Performance ambient temperature Tq (°C)	25
ETIM Class	EC001959
Warranty	3 years

### Optical data

Colour temperature (K)	6500
Light colour	Daylight
CRI (Ra)	80
Colour Variation Initial (SDCM)	SDCM6
Colour Consistency (SDCM)	6
Luminous Intensity (cd)	170
Beam Angle (°)	110
Photobiological Risk Group	RG1
Lumen maintenance at end of nominal life (%)	70

### Electrical data

Wattage (W)	4.2
Equivalent watt (W)	45
Primary Supply/Product voltage - min (V)	220
Primary Supply/Product voltage - max (V)	240
Control gear required	No
No. Of switching cycles before premature failures	>50000
Dimmable	No
Inrush Current (A)	3.9
Inrush Duration (µs)	4100
Lamp Energy Label (class)	F
Nominal Frequency (Hz)	50/60Hz
Max. products per 16A C Breaker	123
Max. products per 16A B Breaker	74

### Lifetime data

Lifespan L70 B50	15000
Average life (Nominal) (h)	15000
Average life (Rated) (h)	15000

### Physical data

Nominal Product Height (mm)	54
Nominal Product Diameter (mm)	50
Weight (kg)	0.35

### Packaging

Single packaging type	Carton
Product EAN number	5410288291772

## RefLED ES50

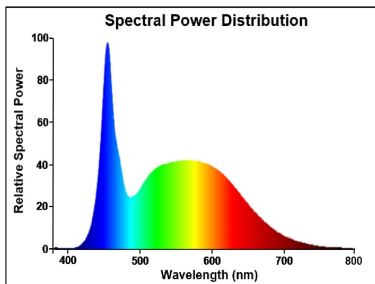
RefLED ES50 V6 320LM 865 110 SL10  
0029177

Packaging single length / height (cm)	8.2
Packaging single width (cm)	19.5
Packaging single depth (cm)	10.4
DUN14 (outer)	15410288291779
Units per outer package	6
Packaging outer length / height (cm)	9.2
Packaging outer width (cm)	40.3
Packaging outer depth (cm)	32.7

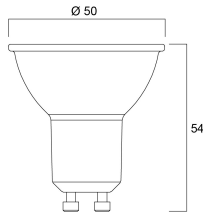
### Safety data

Optimal operating condition (°C)	-20-40
Breakage cleaning instructions	Not applicable
Special purpose lamp	No
Dry applications use only	Yes
Suitable for household illumination	Yes
Safety message	Not Suitable for totally enclosed fixtures

## PHOTOMETRY



## TECHNICAL DRAWINGS



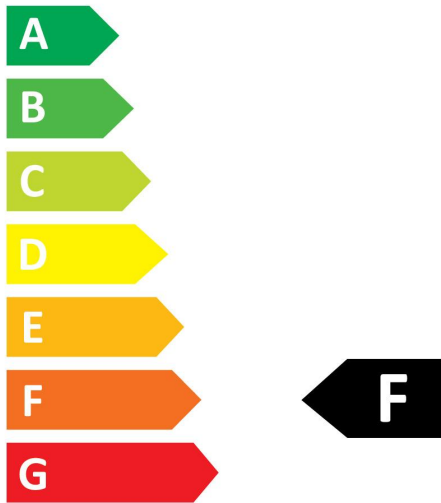
RefLED ES50

RefLED ES50 V6 320LM 865 110 SL10  
0029177



SYLVANIA

0029177



**5**  
kWh/1000h



2019/2015

# SYLVANIA

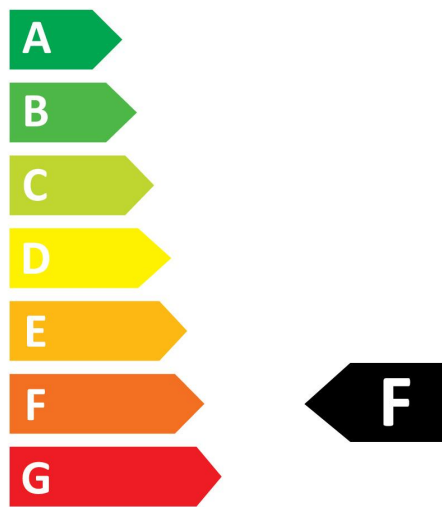
RefLED ES50

RefLED ES50 V6 320LM 865 110 SL10

0029177



0029177



**5**  
kWh/1000h



2019/2015