

RefLED ES50

RefLED ES50 V6 320LM 865 110 SL

0029176



Product features

- Compact, energy efficient and exceptional value LED GU10 lamp
- Same shape and size as halogen GU10 lamp
- Compact Cluster SMD technology enabling high efficiency with halogen look
- Reduced visible heat sink from the front
- Available in 110 degree beam angle
- High lumen efficacy
- 15,000 hours average rated life
- 3 years warranty



PRODUCT OVERVIEW

| | |
|---------------------------------|---|
| Product name | RefLED ES50 V6 320LM 865 110 SL |
| Technology | LED |
| Watt (Rated) (W) | 4.2 |
| Type | LED exchangeable |
| Cap/Base | GU10 |
| Fixture rating | Open |
| General application | Office, Hospitality, Retail, Education, Residential & Consumer, Museums & Galleries |
| ETIM Class | EC001959 |
| E-number FI | 4741063 |
| Warranty | 3 years |
| Colour temperature (K) | 6500 |
| Light colour | Daylight |
| CRI (Ra) | 80 |
| Colour Variation Initial (SDCM) | SDCM6 |
| Colour Consistency (SDCM) | 6 |
| Beam Angle (°) | 110 |
| Photobiological Risk Group | RG1 |
| Wattage (W) | 4.2 |
| Dimmable | No |
| Average life (Nominal) (h) | 15000 |
| Product EAN number | 5410288291765 |

DATA TABLE

General data

| | |
|------------------|---------------------------------|
| Product name | RefLED ES50 V6 320LM 865 110 SL |
| Technology | LED |
| Watt (Rated) (W) | 4.2 |
| Type | LED exchangeable |
| Cap/Base | GU10 |

RefLED ES50

RefLED ES50 V6 320LM 865 110 SL

0029176

| | |
|---|---|
| Fixture rating | Open |
| General application | Office, Hospitality, Retail, Education, Residential & Consumer, Museums & Galleries |
| Operating temperature range (°C) | -20°C...+40°C |
| Performance ambient temperature Tq (°C) | 25 |
| ETIM Class | EC001959 |
| E-number FI | 4741063 |
| Warranty | 3 years |

Optical data

| | |
|--|----------|
| Colour temperature (K) | 6500 |
| Light colour | Daylight |
| CRI (Ra) | 80 |
| Colour Variation Initial (SDCM) | SDCM6 |
| Colour Consistency (SDCM) | 6 |
| Luminous Intensity (cd) | 170 |
| Beam Angle (°) | 110 |
| Photobiological Risk Group | RG1 |
| Lumen maintenance at end of nominal life (%) | 70 |

Electrical data

| | |
|---|---------|
| Wattage (W) | 4.2 |
| Equivalent watt (W) | 45 |
| Primary Supply/Product voltage - min (V) | 220 |
| Primary Supply/Product voltage - max (V) | 240 |
| Control gear required | No |
| No. Of switching cycles before premature failures | >50000 |
| Dimmable | No |
| Inrush Current (A) | 3.9 |
| Inrush Duration (µs) | 4100 |
| Lamp Energy Label (class) | F |
| Nominal Frequency (Hz) | 50/60Hz |
| Max. products per 16A C Breaker | 123 |
| Max. products per 16A B Breaker | 74 |

Lifetime data

| | |
|----------------------------|-------|
| Lifespan L70 B50 | 15000 |
| Average life (Nominal) (h) | 15000 |
| Average life (Rated) (h) | 15000 |

Physical data

| | |
|-------------------------------|-------|
| Nominal Product Height (mm) | 54 |
| Nominal Product Diameter (mm) | 50 |
| Weight (kg) | 0.035 |

RefLED ES50

RefLED ES50 V6 320LM 865 110 SL

0029176

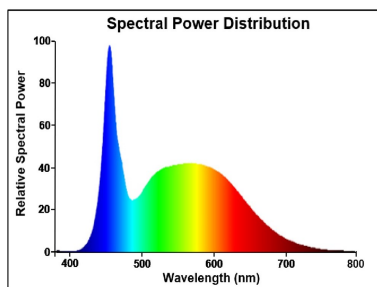
Packaging

| | |
|---------------------------------------|----------------|
| Single packaging type | Carton |
| Product EAN number | 5410288291765 |
| Packaging single length / height (cm) | 8.2 |
| Packaging single width (cm) | 6.1 |
| Packaging single depth (cm) | 5.1 |
| DUN14 (inner) | 25410288291769 |
| Units per inner package | 6 |
| Packaging inner length / height (cm) | 9.2 |
| Packaging inner width (cm) | 16.4 |
| Packaging inner depth (cm) | 13.1 |
| DUN14 (outer) | 15410288291762 |
| Units per outer package | 60 |
| Packaging outer length / height (cm) | 20.8 |
| Packaging outer width (cm) | 17.8 |
| Packaging outer depth (cm) | 68.5 |

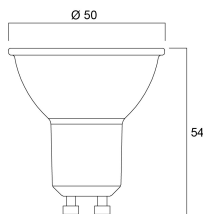
Safety data

| | |
|-------------------------------------|--|
| Optimal operating condition (°C) | -20-40 |
| Breakage cleaning instructions | Not applicable |
| Special purpose lamp | No |
| Dry applications use only | Yes |
| Suitable for household illumination | Yes |
| Safety message | Not Suitable for totally enclosed fixtures |

PHOTOMETRY



TECHNICAL DRAWINGS



SYLVANIA

RefLED ES50

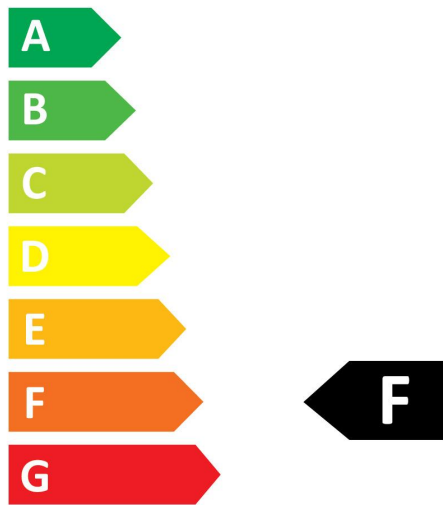
RefLED ES50 V6 320LM 865 110 SL

0029176



SYLVANIA

0029176



5
kWh/1000h



2019/2015

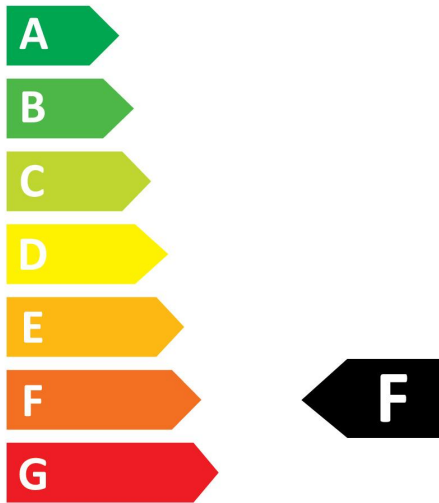
RefLED ES50

RefLED ES50 V6 320LM 865 110 SL

0029176



0029176



5
kWh/1000h



2019/2015